



FACILITIES SERVICES DIVISION

Consolidated Monthly Program Status Report

Prepared for
Bond Oversight Committee
February 2015

Data Through January 15, 2015



Consolidated Monthly Program Status Report

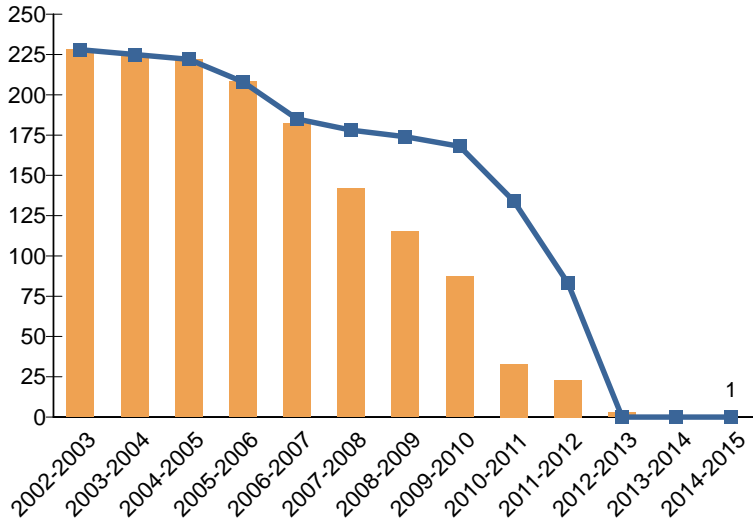
TABLE OF CONTENTS

Program Goals	1
Key Deliverables	2
Monthly Progress	5
Monthly Progress - Managed Program Glossary	8
New Construction Change Order Rates	9
Repair & Modernization Change Order Rates	10
Change Order Processing Time	13
Board Member & Educational Service Center Priority Funds	14
Federal Stimulus Bond Status (BAB and QSCB)	15
Board of Education Actions	16

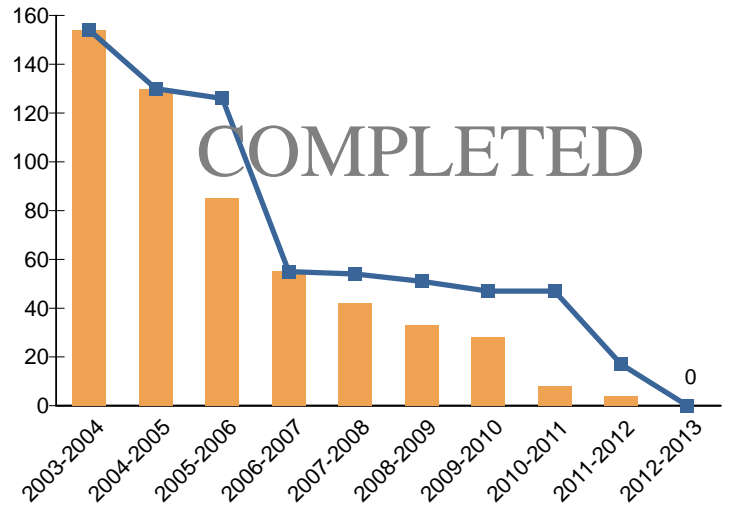


PROGRAM GOALS

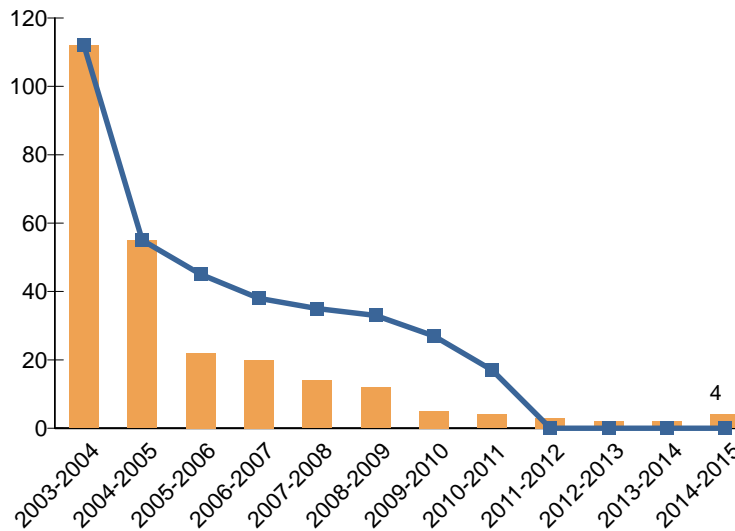
Schools on Multi-Track Calendar



Schools on Concept 6 Calendar



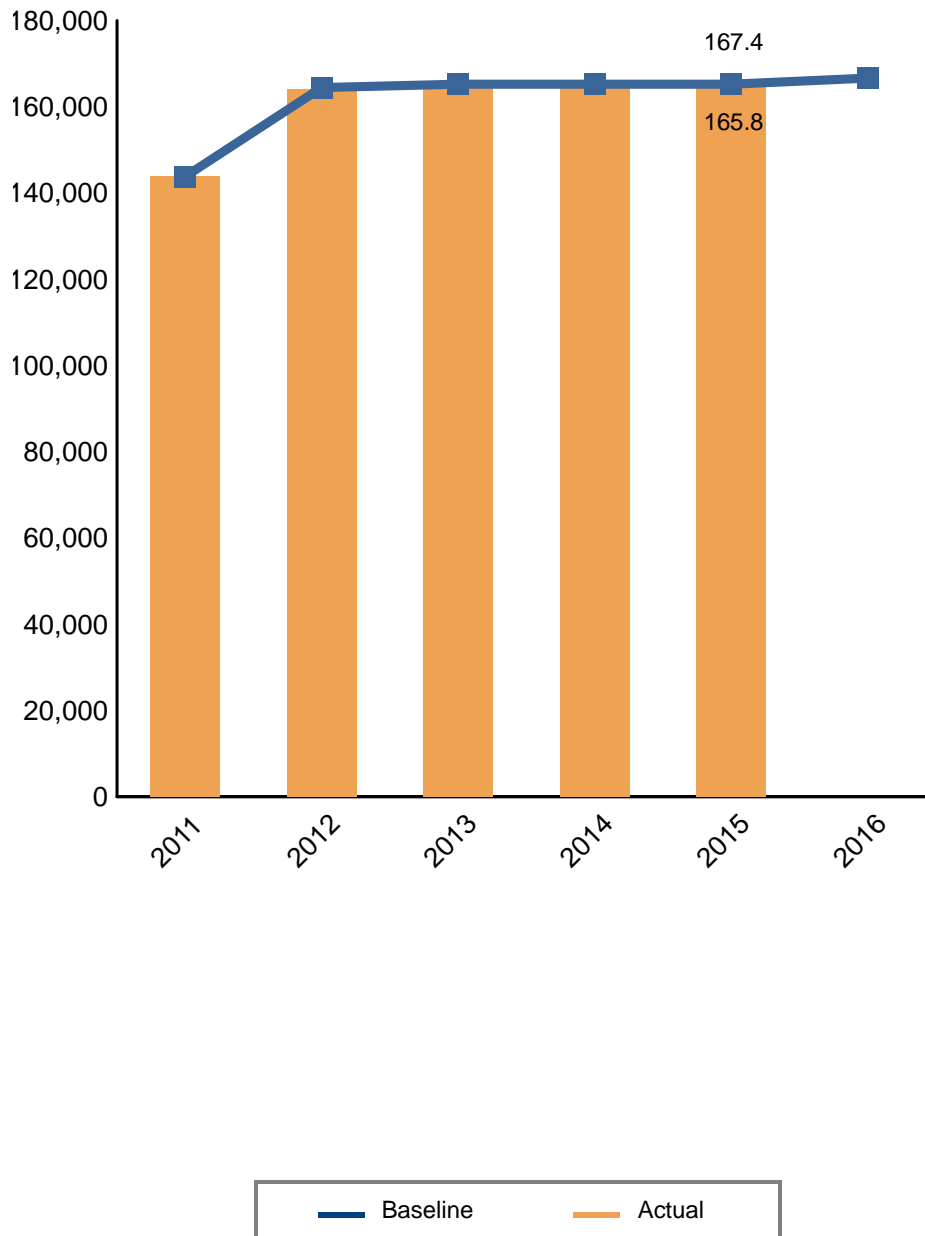
Schools with Involuntary Busing





KEY DELIVERABLES

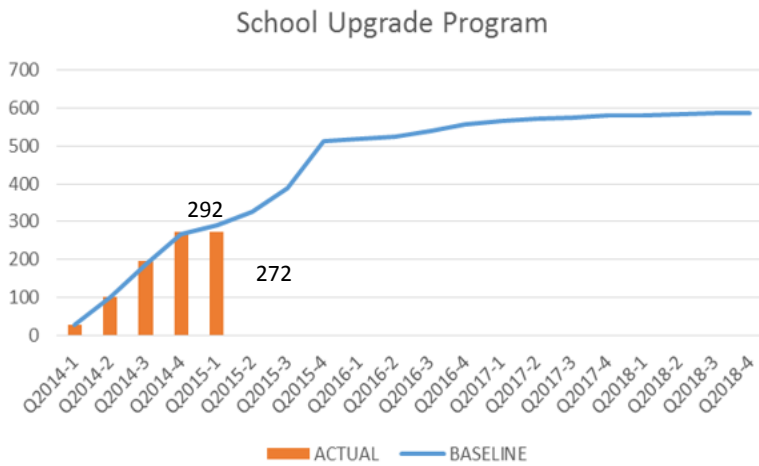
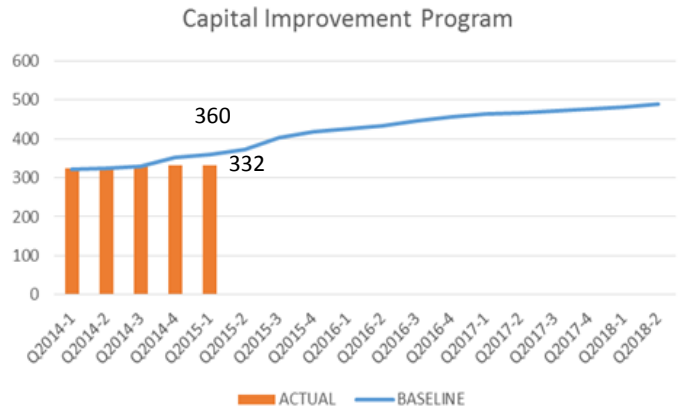
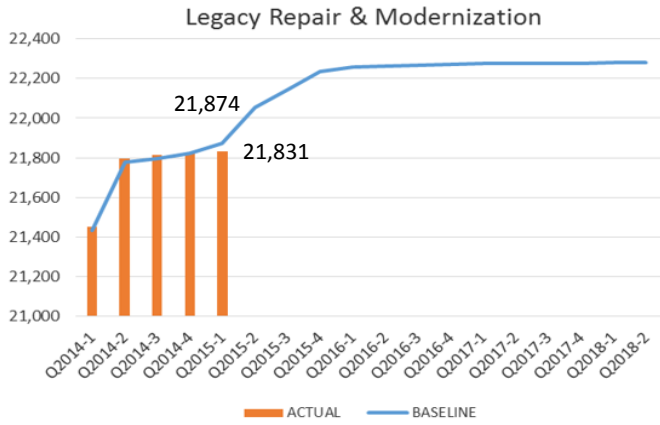
New Seat Delivery



New Seat Delivery chart above includes only new construction K-12 projects. Actual data is adjusted at School Occupancy. Baseline is the 2014 Facilities Services Division Strategic Execution Plan



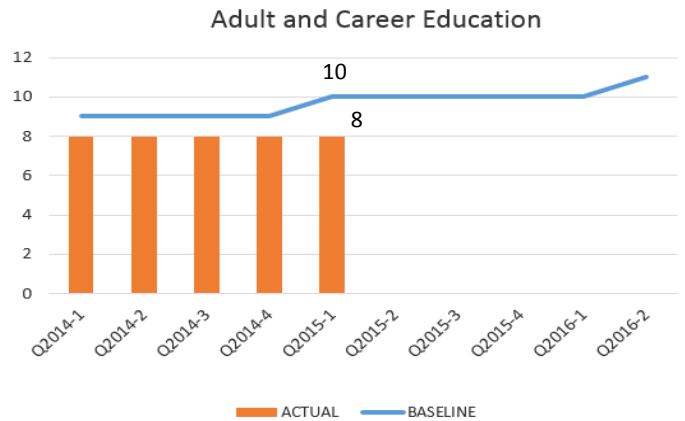
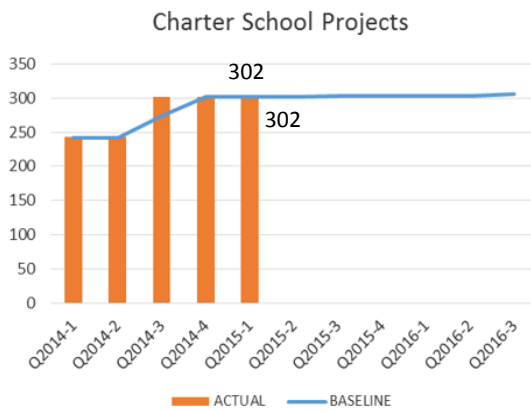
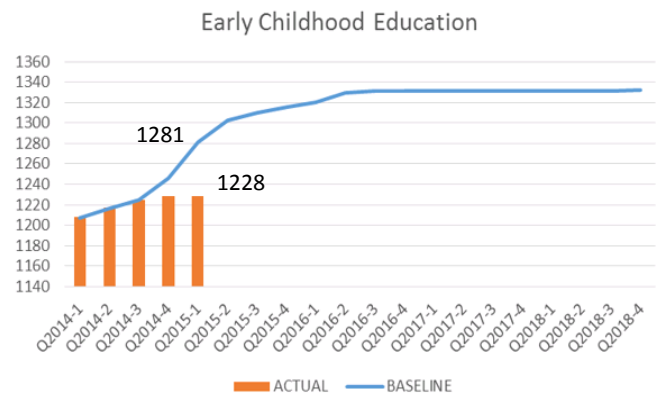
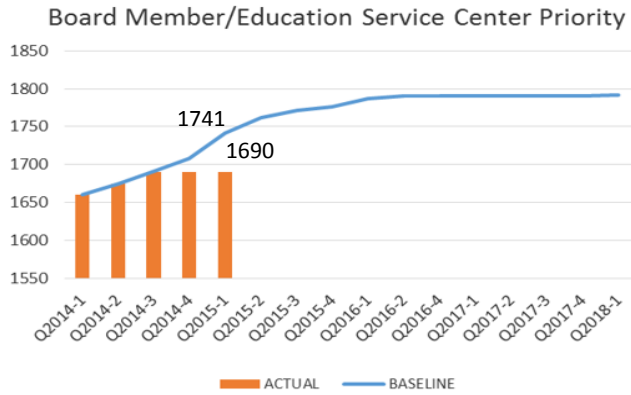
KEY DELIVERABLES



Actual data in the charts above is adjusted at Substantial Completion.
 Baseline is the 2014 Facilities Services Division Strategic Execution Plan as amended by Board of Education actions to date.



KEY DELIVERABLES



Actual data in the charts above is adjusted at Substantial Completion.
 Baseline is the 2014 Facilities Services Division Strategic Execution Plan as amended by Board of Education actions to date.



MONTHLY PROGRESS

NTP Design

Project #	Managed Program	Project Name	Date
10364113	SUP	Lincoln HS - Plumbing	16-Dec-14
10366484	SUP	Berendo MS - Repair Retaining Wall	17-Dec-14
10366484	SUP	Berendo MS - Repair Retaining Wall	17-Dec-14

DSA Approval

Project #	Managed Program	Project Name/Description	Date
10004413	CIPR	Central Region ES #20 - Photovoltaic Installation	16-Dec-14
10005031	ECE	Gates EEC - Safety Upgrades and Improvements	9-Jan-15

NTP Construction

Project #	Managed Program	Project Name/Description	Date
10001317	2SEM	South Region HS #8	18-Dec-14
10005008	ECE	4th St. EEC - Safety Upgrades and Improvements	18-Dec-14
10105869	FA	Heliotrope ES-Compliance with State & Federal Access Requirements	12-Jan-15
10105877	FA	Kennedy ES-Compliance with State & Federal Access Requirements	22-Dec-14
10105882	FA	Kennedy ES-Compliance with State & Federal Access Requirements	23-Dec-14
10105897	FA	Hobart ES-Compliance with State & Federal Access Requirements	24-Dec-14
10145711	MJR	Grape ES-Compliance with State & Federal Access Requirements	22-Dec-14
10203999	SLR_R	Grape ES-Compliance with State & Federal Access Requirements	23-Dec-14
10366010	SUP	Grape ES-Compliance with State & Federal Access Requirements	12-Jan-15
10366058	SUP	Hobart ES-Compliance with State & Federal Access Requirements	12-Jan-15
10366060	SUP	Lincoln HS - IT Network Upgrade	14-Jan-15
10366062	SUP	MacArthur Park ES for the Visual and Performing Arts - IT Network Upgrade	18-Dec-14
10366385	SUP	Griffin ES - Repair Walk Decks	20-Dec-14
10366534	SUP	Heliotrope ES-Compliance with State & Federal Access Requirements	23-Dec-14
10366572	SUP	Hobart ES-Compliance with State & Federal Access Requirements	22-Dec-14
10366573	SUP	Heliotrope ES-Compliance with State & Federal Access Requirements	5-Jan-15
10366577	SUP	Kennedy ES-Compliance with State & Federal Access Requirements	5-Jan-15



Substantial Completion

Project #	Managed Program	Project Name/Description	Date
10004305	ACE	Manual Arts Community Adult School-Diane Watson Career Center	30-Dec-14
10363852	SUP	135th St. ES - IT Network Upgrade	9-Jan-15
10363853	SUP	153rd St. ES - IT Network Upgrade	23-Dec-14
10363876	SUP	Amestoy ES - IT Network Upgrade	23-Dec-14
10363888	SUP	Bridge ES - IT Network Upgrade	16-Dec-14
10363890	SUP	Brooklyn ES - IT Network Upgrade	22-Dec-14
10363917	SUP	Dena ES - IT Network Upgrade	19-Dec-14
10363922	SUP	El Sereno MS - IT Network Upgrade	2-Jan-15
10363933	SUP	Franklin HS - IT Network Upgrade	18-Dec-14
10363983	SUP	Parmelee ES - IT Network Upgrade	24-Dec-14
10364020	SUP	Bryson ES - IT Network Upgrade	19-Dec-14
10364366	SLC	San Pedro HS-Facilities Upgrades - Academy Offices, Outdoor Spaces, Visual Identity	9-Jan-15
10366019	SUP	Clinton MS - IT Network Upgrade	14-Jan-15
10366517	MCD	Madison MS-Stage Lift	17-Dec-14
10366544	MCD	Pio Pico MS-Stage Lift	17-Dec-14

**DSA Certification**

Project #	Managed Program	Project Name/Description	Date
10100177	M_K	74th St. ES-Provide Lunch Shelter	9-Jan-15
10101015	SLR_R	Verdugo Hills HS-Conversion of Classroom to Flexible Science Lab in Room 103	5-Jan-15
10101349	CTE	Bell HS-Automotive Technology	17-Dec-14
10101539	SLC	Garfield HS-Facilities Upgrades - Outdoor Spaces, Visual Identity, Compliance with State & Federal Access Requirements	17-Dec-14
10101811	BMP	Coughlin ES-Purchase & Install New Marquee Sign	30-Dec-14
10103654	MCD	Reseda HS-Compliance with State & Federal Access Requirements	22-Dec-14
10103857	CRF	Telfair ES-New Assembly/Food Service Building	2-Jan-15
10104049	FA	Gage MS-Upgrade Fire Alarm System	5-Jan-15
10104539	MJR	Loyola Village ES-Install Rooftop Unit	19-Dec-14
10104584	ECE	Telfair EEC-2 New Shade Shelters	2-Jan-15
10104873	FA	Wilmington MS-Upgrade Fire Alarm System	5-Jan-15
10104880	M_K	Reseda HS-Repair & Replace Grandstands	22-Dec-14
10105374	M_K	Vena ES-Provide Shade Structure	6-Jan-15
10105375	M_K	Lull Special Education Center-New Utility Line	6-Jan-15
10105690	QZB	Foshay Learning Center-Tech Academy	5-Jan-15
10106441	B_B	Gage MS-91 Classrooms, Safety & Technology	5-Jan-15
10106494	B_B	Wilmington MS-80 Classrooms, Safety & Technology	5-Jan-15
10150623	B_B	Madison MS-A/C for Classrooms + Office	16-Dec-14



MONTHLY PROGRESS

Managed Program Glossary

<u>Managed Program</u>	<u>Managed Program Description</u>
2SEM	Two-Semester Neighborhood School Program
A&I	ESC Priority
ACE	Adult Career Education
ASAB	Asbestos Abatement
B_B	Bond BB
BMP	Board Member Priority
CHRT	Charter School Bond Program
CIPR	Capital Improvement Program
CPS	Certificates of Participation
CRF	Core Facilities
CTE	Career Tech Education
ECE	Early Education Center
FA	Fire Alarm
JTU	Joint Use
LSS	Life Safety and Seismic Retrofit
M_K	Measure K
MCD	Modified Consent Decree
MJR	Major Repairs
NAC	Non-Air Conditioned Spaces
PFA_Y	Proficiency For All
PMP	Portable Removal Plan
QZB	Qualified Zone Academy Bond
RHU	Relocatable Housing Unit
SLC	Small Learning Communities
SLR_R	Science Lab Renovation Measure R
SPED	Special Education
SRU	Seismic Retrofit Upgrades
SUP	School Upgrade Program
YBR_Y	Bond Funded - Deferred Maintenance



NEW CONSTRUCTION CHANGE ORDER RATES

PROJECTS COMPLETED PRIOR TO 2014

Total Number of Projects Completed Prior to 2014		Seats	Original Contract Amount	Final Contract Amount	Total Change Order %	User Change Order %
Renovation	4 Projects	1,841	\$71,185,500	\$90,037,132	26.48%	2.69%
All Other Projects	290 Projects	150,019	\$5,137,544,207	\$5,481,897,322	6.70%	0.73%
Total	294 Projects	151,860	\$5,208,729,707	\$5,571,934,454	6.97%	0.76%

PROJECTS COMPLETED FROM 2014 FORWARD

Project Name	Seats	Date Complete	Original Contract Amount	Final Contract Amount	Total Change Order %	User Change Order %
Diane Watson Career Center		2014-Q4	\$1,949,418	\$2,139,120	9.73%	0.66%
Total	1 Projects		\$1,949,418	\$2,139,120	9.73%	0.66%

GRAND TOTAL

Summary Totals		Seats	Original Contract Amount	Final Contract Amount	Total Change Order %	User Change Order %
Renovation	4 Projects	1,841	\$71,185,500	\$90,037,132	26.48%	2.69%
All Other Projects	291 Projects	150,019	\$5,139,493,625	\$5,484,036,442	6.70%	0.73%
Grand Total	295 Projects	151,860	\$5,210,679,125	\$5,574,073,574	6.97%	0.76%



REPAIR & MODERNIZATION CHANGE ORDER RATES

CONTRACTS COMPLETED PRIOR TO 2014

	Original Contract Amount	Final Contract Amount	Total Change Order %	User Change Order %
Total	\$2,537,469,845	\$2,830,857,832	11.56%	1.80%

CONTRACTS COMPLETED FROM 2014 FORWARD

School Name	Project Description	Date Complete	Original Contract Amount	Final Contract Amount	Total Change Order %	User Change Order %
112th St. ES	Fire Alarm System	Q1-2014	\$295,000	\$276,657	-6.22%	0.00%
Banning HS	Non Air Conditioned Space - Phase 1B	Q1-2014	\$387,000	\$438,369	13.27%	0.00%
Cheremoya ES	Air Conditioning - Auditorium	Q1-2014	\$222,000	\$241,230	8.66%	0.00%
Garfield HS	Replace Main Building / Auditorium	Q1-2014	\$41,500,000	\$52,509,373	26.53%	0.00%
Heliotrope ES	Provide Sanitary Building	Q1-2014	\$481,685	\$500,453	3.90%	0.00%
Los Angeles HS	Fire Alarm	Q1-2014	\$40,000	\$68,082	70.21%	0.00%
Monroe HS	Fire Damage Repair	Q1-2014	\$198,000	\$198,000	0.00%	0.00%
North Valley Occupational Center	Fire Alarm	Q1-2014	\$929,000	\$929,000	0.00%	0.00%
South Gate HS	Small Learning Community - Phase II	Q1-2014	\$1,146,522	\$1,292,542	12.74%	0.00%
Van Nuys HS	Small Learning Community - Phase II	Q1-2014	\$887,800	\$1,155,439	30.15%	0.00%
Cienega ES	Playfield & Learning Center	Q2-2014	\$1,094,000	\$1,253,159	14.55%	0.00%
Crenshaw HS	Wellness Center	Q2-2014	\$2,362,500	\$2,517,155	6.55%	0.00%
Fleming MS	HVAC Repairs & Interim Housing	Q2-2014	\$2,486,000	\$2,799,350	12.60%	0.00%
Grant HS	Grandstands	Q2-2014	\$1,180,000	\$1,335,071	13.14%	0.00%
Hollywood HS	Track and Field Improvement	Q2-2014	\$4,450,000	\$4,450,000	0.00%	0.00%
Hollywood HS	SLC DSA	Q2-2014	\$1,175,000	\$1,373,873	16.93%	0.00%
Kennedy HS	Small Learning Communities	Q2-2014	\$972,000	\$1,184,475	21.86%	0.00%
Locke EEC	Resurface Asphalt-Play Area/Pkg Lot	Q2-2014	\$644,000	\$689,021	6.99%	0.00%
Los Angeles Academy MS	Plumbing	Q2-2014	\$1,334,000	\$1,410,856	5.76%	0.00%
Point Fermin ES	Classroom Air Conditioning	Q2-2014	\$778,400	\$889,718	14.30%	0.00%



CONTRACTS COMPLETED FROM 2014 FORWARD

School Name	Project Description	Date Complete	Original Contract Amount	Final Contract Amount	Total Change Order %	User Change Order %
Reseda HS	Science Room Renovation	Q2-2014	\$549,000	\$638,035	16.22%	0.00%
Revere MS	Provide Sanitary Building	Q2-2014	\$523,400	\$812,715	55.28%	0.00%
University HS	Office Modernization - Phase I	Q2-2014	\$1,228,400	\$1,451,041	18.12%	0.00%
Harrison ES	Completion of Phase II & III Ceiling Repair	Q3-2014	\$1,515,000	\$1,803,945	19.07%	0.00%
Locke HS	Athletic Facility Alterations	Q3-2014	\$1,760,000	\$2,121,623	20.55%	0.00%
Markham MS	Air Condition for Music Building , Shop Building and Library; Fire Alarm	Q3-2014	\$805,000	\$814,723	1.21%	0.00%
Markham MS	Air Condition for Music Building , Shop Building and Library; Fire Alarm	Q3-2014	\$2,185,000	\$2,353,326	7.70%	0.00%
Nobel MS	Replace Boilers and Chiller	Q3-2014	\$2,278,200	\$2,637,276	15.76%	0.00%
Perez Special Education Center	Roofing	Q3-2014	\$387,419	\$394,429	1.81%	0.00%
Reseda HS	Auditorium Renovation	Q3-2014	\$286,000	\$282,138	-1.35%	0.00%
University HS	HVAC Upgrade	Q3-2014	\$5,230,000	\$6,361,647	21.64%	0.00%
Wilson HS	SLC Modernization Phase 2B	Q3-2014	\$694,060	\$728,977	5.03%	0.00%
El Camino Real HS	Roofing	Q4-2014	\$1,018,000	\$1,023,111	0.50%	0.00%
La Salle ES	Replace HVAC System	Q4-2014	\$3,879,000	\$4,757,186	22.64%	0.00%
Total			\$84,901,386	\$101,691,996	19.78%	0 %

GRAND TOTAL

Summary Totals	Original Contract Amount	Final Contract Amount	Total Change Order %	User Change Order %
Contracts Completed Prior to 2014	\$2,537,469,845	\$2,830,857,832	11.56%	1.80%
Contracts Completed from 2014 Forward	\$84,901,386	\$101,691,996	19.78%	0 %
Grand Total	\$2,622,371,231	\$2,932,549,828	11.83%	1.74%



REPAIR & MODERNIZATION CHANGE ORDER RATES

GRAND TOTAL BY PROJECT TYPE

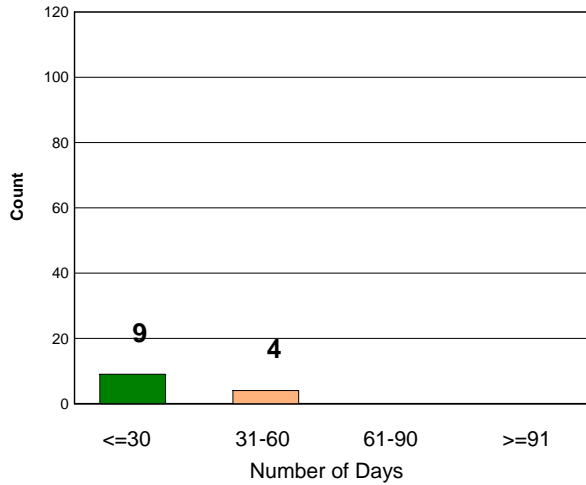
Project Type	Original Contract Amount	Final Contract Amount	Total Change Order %	User Change Order %
Adult & Career Education	\$30,445,000	\$34,100,403	12.01%	0.95%
Air Conditioning	\$279,663,979	\$323,920,934	15.83%	6.32%
Asbestos Abatement	\$23,785,783	\$23,783,102	-0.01%	1.81%
Athletic Facilities	\$66,748,781	\$77,727,222	16.45%	1.92%
Auditorium Renovations	\$16,677,914	\$22,320,250	33.83%	1.39%
Classroom Lighting	\$11,854,619	\$11,766,600	-0.74%	0.00%
Concrete Paving	\$7,899,573	\$7,898,054	-0.02%	0.06%
DSA Access Compliance	\$21,935,465	\$25,508,862	16.29%	0.72%
DSA Fire Alarm	\$307,884,831	\$366,103,307	18.91%	0.47%
Electrical / M&O Fire Alarm	\$12,329,143	\$13,562,631	10.00%	0.76%
Elevator Systems	\$8,085,523	\$8,488,833	4.99%	0.84%
Exterior Painting	\$45,200,309	\$48,134,811	6.49%	4.56%
Fire Damage Repair	\$198,000			0.00%
Floor Coverings	\$48,872,505	\$50,406,337	3.14%	0.43%
Food Services Modernization	\$54,113,768	\$60,269,713	11.38%	0.62%
Hazard Mitigation	\$58,845,477	\$60,197,086	2.30%	1.17%
HVAC	\$92,389,658	\$104,030,043	12.60%	0.36%
Interior Painting	\$35,746,570	\$36,479,641	2.05%	0.38%
Joint-Use Athletic Field/Outdoor Facility	\$14,122,284	\$16,548,586	17.18%	0.76%
Library Renovation	\$7,550,263	\$9,043,614	19.78%	0.21%
Lockers	\$2,307,893	\$2,437,711	5.62%	3.27%
Lunch Shelters	\$18,546,927	\$20,335,357	9.64%	0.95%
Modernizations	\$246,726,220	\$293,872,372	19.11%	1.12%
New / Upgrade Library (Core)	\$4,338,500	\$4,841,423	11.59%	0.00%
New Building "Existing Facilities"	\$32,831,256	\$38,788,349	18.14%	0.70%
Paving / Greening / Equipment	\$169,506,523	\$185,007,156	9.14%	1.90%
Plumbing / Irrigation	\$66,390,788	\$69,388,745	4.52%	1.03%
Portables	\$28,615,227	\$31,650,012	10.61%	0.52%
Qualified Zone Academy Bonds (QZAB)	\$18,419,510	\$21,753,903	18.10%	2.23%
Roofing	\$63,550,926	\$65,122,762	2.47%	0.31%
Safety & Technology	\$592,067,781	\$635,030,591	7.26%	1.37%
Security System / CCTV	\$2,446,900	\$2,800,565	14.45%	0.00%
Seismic Retrofit	\$98,182,704	\$111,669,537	13.74%	3.02%
Sheet Metal / Fencing	\$26,426,916	\$27,342,069	3.46%	0.53%
Small Learning Communities	\$37,690,515	\$44,227,922	17.34%	0.57%
Wall Systems	\$21,647,073	\$23,038,831	6.43%	1.72%
Year-Round Air Conditioning Auditorium	\$17,310,277	\$18,935,353	9.39%	0.45%
Year-Round Air Conditioning Gym	\$31,217,129	\$36,019,561	15.38%	0.85%
Total	\$2,622,572,510	\$2,932,552,246	11.83%	1.74%



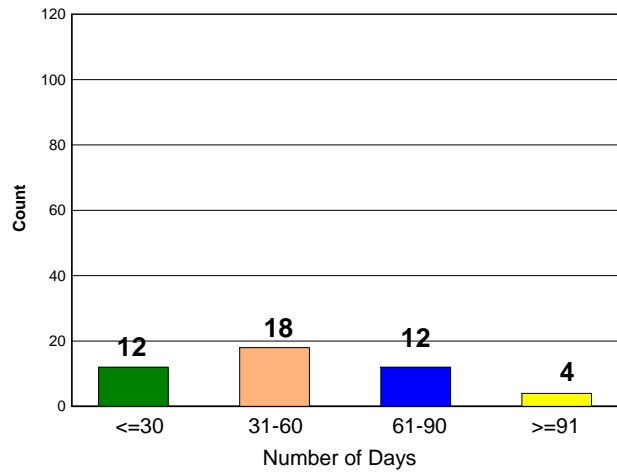
CHANGE ORDER PROCESSING TIME

New Construction

Open Change Orders



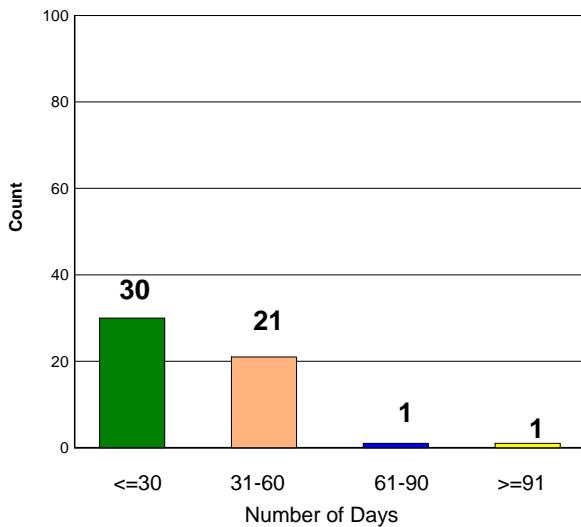
Approved from 12/16/14 to 1/15/15



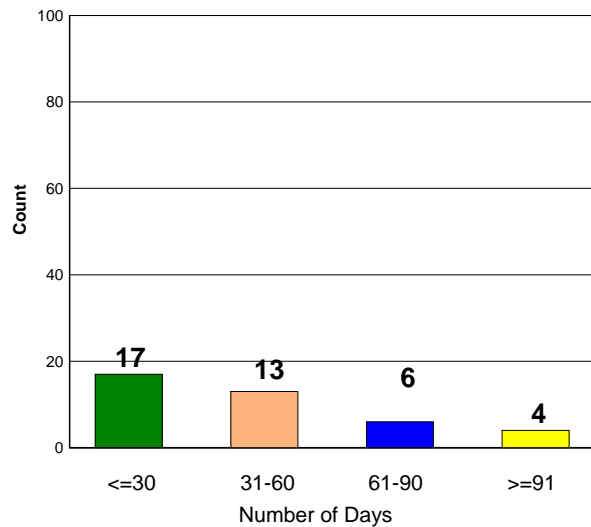
NC Total Approved for this period : **46**
Average Number of Days: **52**

Repair & Modernization

Open Change Orders



Approved from 12/16/14 to 1/15/15

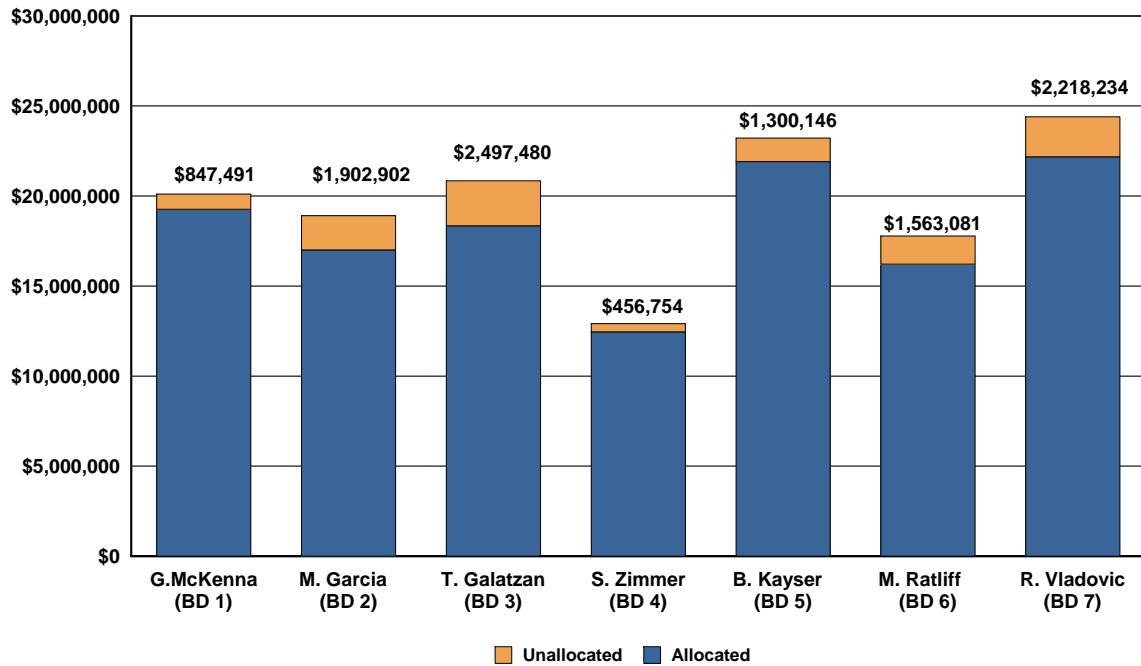


RM Total Approved for this period: **40**
Average Number of Days: **45**

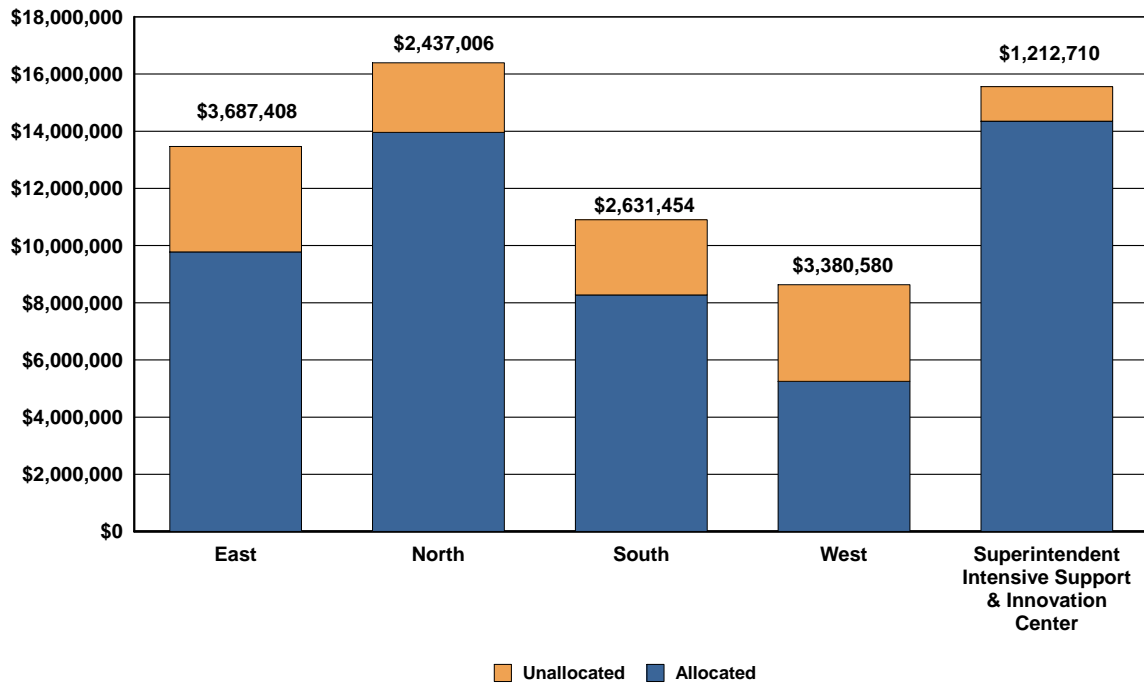
Data for Open Change Orders as of February 4, 2015



BOARD MEMBER PRIORITY FUNDS



EDUCATIONAL SERVICE CENTER PRIORITY FUNDS



Unallocated Bond Funds as of July 1, 2013

**FEDERAL STIMULUS BOND STATUS (BAB AND QSCB)**

Local Bond Measure	Bond Type	Amount Issued*	Expenditures as of 1/15/15	% Expended	Remaining to Spend
Measure K	Build America Bonds	\$199,898,054	\$182,281,801	91.19%	\$17,616,253
Measure R	Build America Bonds	\$840,218,663	\$805,892,420	95.91%	\$34,326,243
Measure Y	Build America Bonds	\$1,579,005,124	\$1,355,556,749	85.85%	\$223,448,374
Measure Y	Qualified School Construction Bond	\$608,594,112	\$608,594,112	100.00%	\$0
		\$3,227,715,953	\$2,952,325,082	91.47%	\$275,390,871

*net cost of issuance

Between October 2009 and May 2010, LAUSD sold more than \$4 billion of Measure K, Measure R and Measure Y General Obligation Bonds (GO Bonds) in an effort to ensure the District could complete the current bond program as planned.

The GO Bonds included traditional tax exempt bonds as well as Build America Bonds (BABs) and Qualified School Construction Bonds (QSCBs). BABs are taxable municipal bonds that require the Federal government to pay State or local government issuers a payment equal to 35% of the interest payments on those bonds, which lowers the issuer's cost of borrowing. QSCBs provide Federal tax credits for bondholders in lieu of interest in order to reduce an issuer's cost of borrowing and must be spent within three years of issuance.

The table above shows the amount of BABs and QSCBs issued by LAUSD, how much has been spent and how much is remaining to spend.



BOARD OF EDUCATION ACTIONS

RECENT BOARD ACTIONS

Report #	Action Item	BOC Date	Board Date
214-14/15	Amendment to the Facilities Services Division Strategic Execution Plan to Define and Approve Seven Board District 3 Capital Improvement Program Priority Projects	29-Jan-15	10-Feb-15
216-14/15	Amendment to the Facilities Services Division Strategic Execution Plan to Define and Approve Twenty-Eight Parent and Family Center Upgrade and Improvement Projects	29-Jan-15	10-Feb-15
328-14/15	Amendment to the Facilities Services Division Strategic Execution Plan to Define and Approve Six Projects that Address Critical Repair Needs	29-Jan-15	10-Feb-15
329-14/15	Amendment to the Facilities Services Division Strategic Execution Plan to Define and Approve a Food Service Project at 93rd St. Elementary School	29-Jan-15	10-Feb-15
331-14/15	Amendment to the Facilities Services Division Strategic Execution Plan to Define and Approve Ten Board Member Priority and Educational Service Center Priority Projects	29-Jan-15	10-Feb-15