



FACILITIES SERVICES DIVISION

Consolidated Monthly Program Status Report



Consolidated Monthly Program Status Report

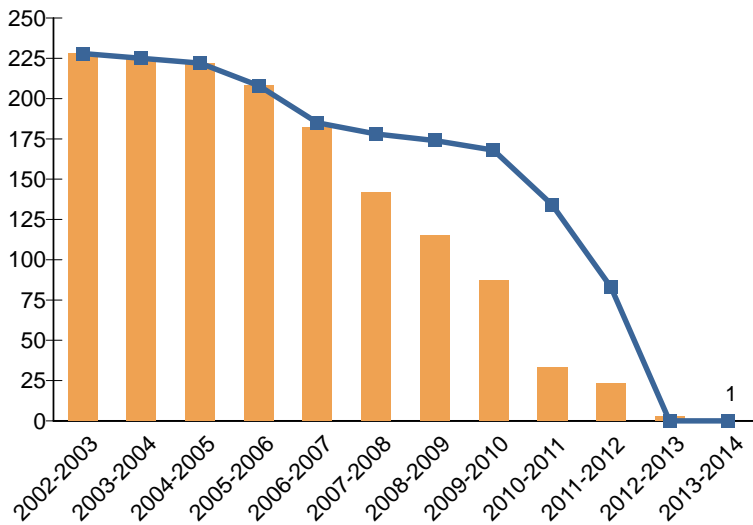
TABLE OF CONTENTS

| | |
|---|----|
| Program Goals | 1 |
| Key Deliverables | 2 |
| Monthly Progress | 4 |
| New Construction Change Order Rates | 11 |
| Repair & Modernization Change Order Rates | 12 |
| Change Order Processing Time | 17 |
| Unallocated Bond Funds | 18 |
| Federal Stimulus Bond Status (BAB and QSCB) | 19 |
| Board of Education Actions | 20 |

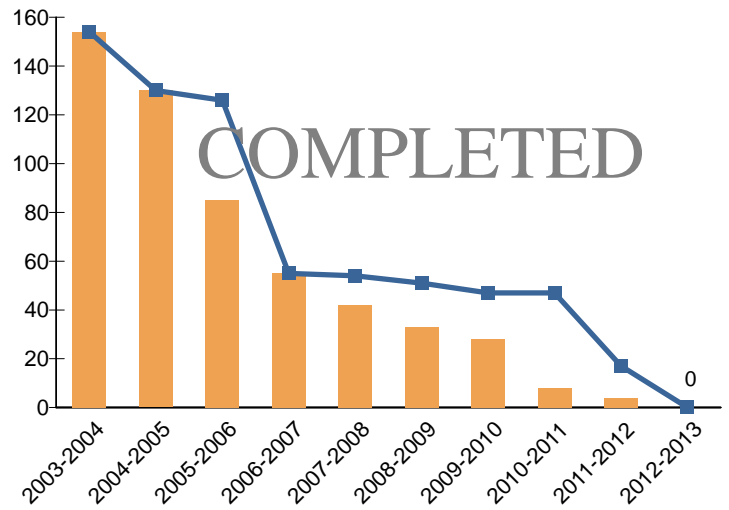


PROGRAM GOALS

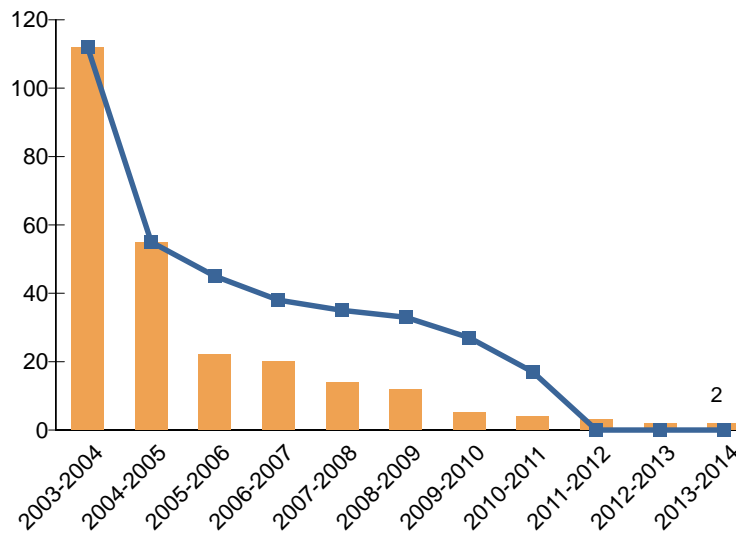
Schools on Multi-Track Calendar



Schools on Concept 6 Calendar



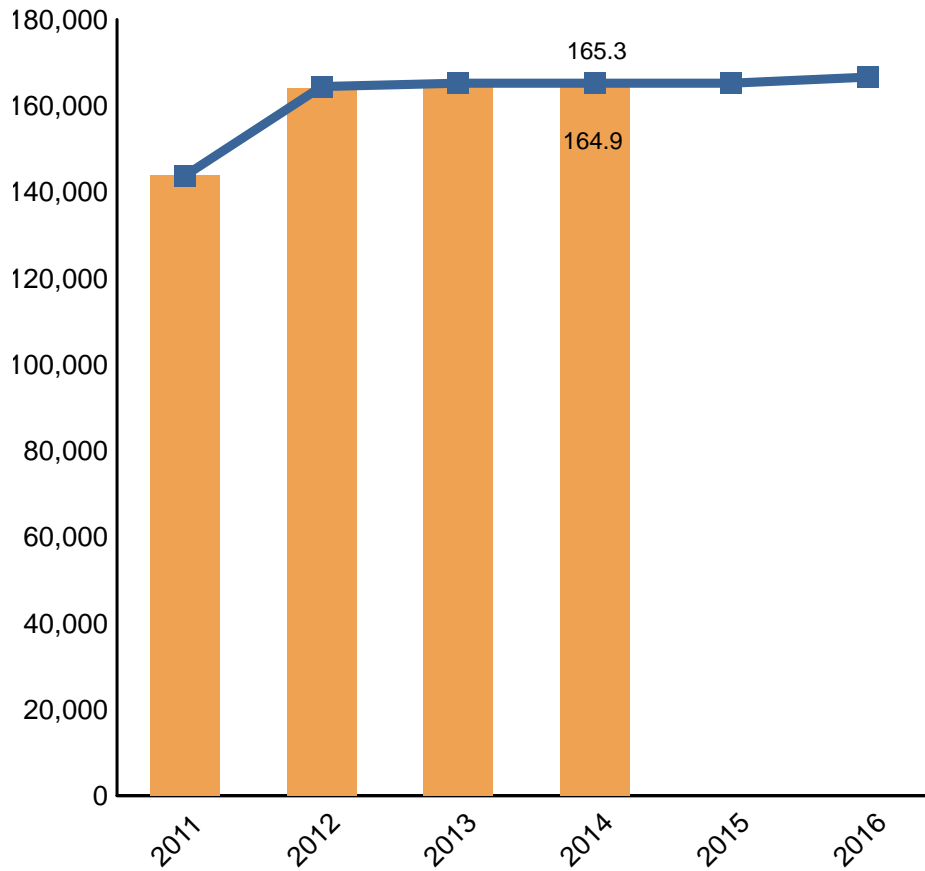
Schools with Involuntary Busing





KEY DELIVERABLES

New Seat Delivery

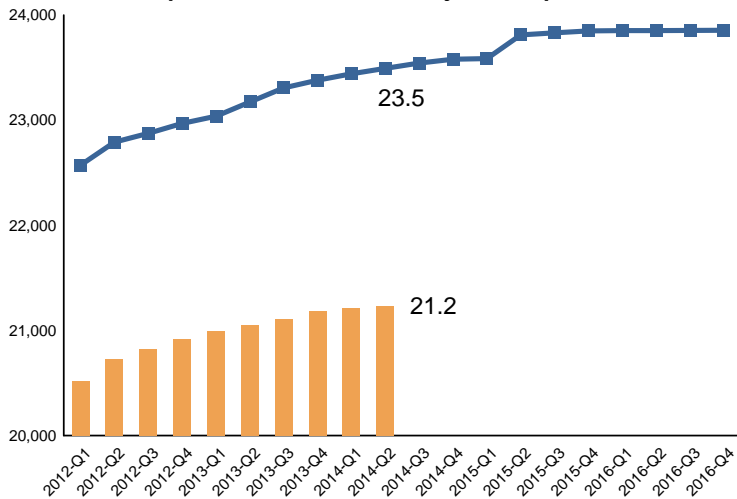


New Seat Delivery chart above includes only New Construction projects. Actual data is adjusted at School Occupancy. Baseline is the 2013 Facilities Services Division Strategic Execution Plan

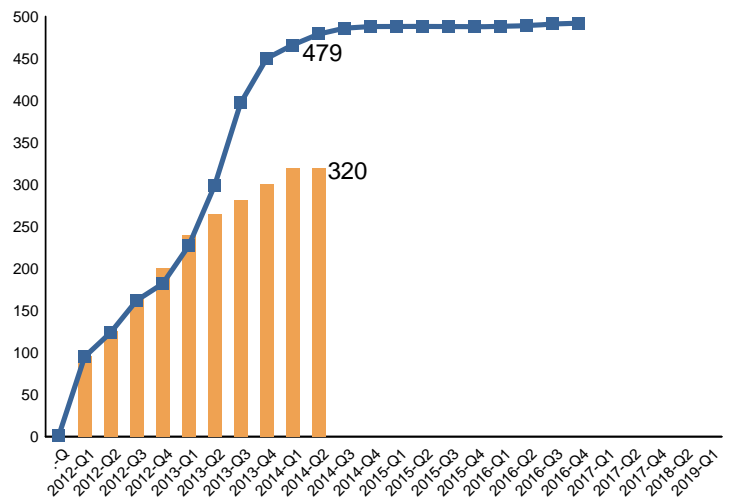


KEY DELIVERABLES

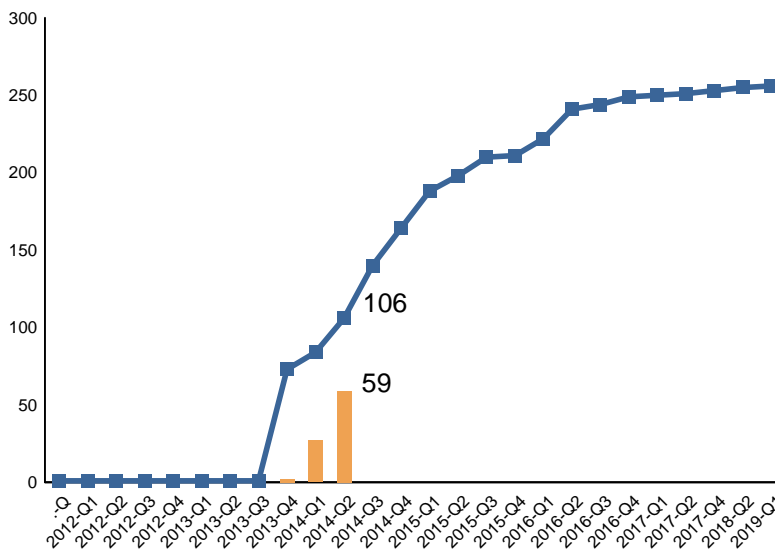
Repair & Modernization Project Completion



CIP Project Completion



SUP Project Completion



— Baseline — Actual

Actual data in the charts above is adjusted at Substantial Completion. Baseline is the 2013 Facilities Services Division Strategic Execution Plan as amended by Board of Education actions to date. In addition, Repair & Modernization Baseline and Actual data exclude projects categorized as "Completed By Other Means". The 306 projects approved by the Board on June 18, 2013 have been moved from CIP to SUP Baseline. SUP framework was approved on January 14, 2014.



MONTHLY PROGRESS

NTP Design: New Construction

| Project # | Project Name | Date |
|-----------|--------------|------|
| N/A | | |

NTP Design: Repair & Modernization

| Project # | School Name | Project Description | Date |
|-----------|-------------|---------------------|------|
|-----------|-------------|---------------------|------|

NTP Design: Capital Improvement Program (CIP) & School Upgrade Program (SUP)

| Project # | Project Name | Date |
|-----------|---|-----------|
| 10364107 | Griffin ES - HVAC | 17-Apr-14 |
| 10364131 | Van Nuys ES - HVAC | 17-Apr-14 |
| 10364134 | West Vernon ES - HVAC | 17-Apr-14 |
| 10364089 | 28th St ES - HVAC | 18-Apr-14 |
| 10364096 | Burton ES - HVAC | 18-Apr-14 |
| 10364122 | Paseo del Rey Natural Science Magnet - HVAC | 21-Apr-14 |
| 10364126 | Rowan ES - HVAC | 22-Apr-14 |
| 10364130 | Taft HS - HVAC | 25-Apr-14 |
| 10364098 | Carver MS - HVAC | 6-May-14 |
| 10364104 | Drew MS - HVAC | 12-May-14 |

DSA Approval: New Construction

| Project # | Project Name | Date |
|-----------|--------------|------|
| N/A | | |

DSA Approval: Repair & Modernization

| Project # | School Name | Project Description | Date |
|-----------|-------------|---|-----------|
| 10145711 | Van Nuys HS | Dsa Provide Security Upgrades By Replacing Stadium Lights On Football Field | 29-Apr-14 |



DSA Approval: Capital Improvement Program (CIP) & School Upgrade Program (SUP)

| Project # | Project Name | Date |
|------------------|---------------------|-------------|
|------------------|---------------------|-------------|

NTP Construction: New Construction

| Project # | Project Name | Date |
|------------------|---------------------|-------------|
|------------------|---------------------|-------------|

N/A

NTP Construction: Repair & Modernization

| Project # | School Name | Project Description | Date |
|------------------|--------------------|--|-------------|
| 10005012 | 95th St. EEC | 95th St. Eec - Safety Upgrades And Improvements | 17-Apr-14 |
| 10105658 | Huntington Park HS | Auditorium Air Conditioning Project | 28-Apr-14 |
| 10005011 | 75th St. EEC | 75th St. EEC - Safety Upgrades And Improvements | 29-Apr-14 |
| 10105159 | Narbonne HS | Certification of Portables | 30-Apr-14 |
| 10106725 | Normandie EEC | Provide Tarp at Fence | 30-Apr-14 |
| 10365137 | 186th St. ES | Purchase Marquee | 6-May-14 |
| 10005026 | Dolores EEC | Dolores Eec - Safety Upgrades And Improvements | 6-May-14 |
| 10108865 | Lincoln HS | Slope Repair/Access Compliance | 12-May-14 |
| 10106724 | Miles EEC | Repair Security Chainlink Fence with Pedestrian Gate | 13-May-14 |



NTP Construction: Capital Improvement Program (CIP) & School Upgrade Program (SUP)

| Project # | Project Name | Date |
|------------------|---|-------------|
| 10363937 | Gardner ES - IT Network Upgrade | 16-Apr-14 |
| 10363967 | Liggett ES - IT Network Upgrade | 16-Apr-14 |
| 10363978 | Newcastle ES - IT Network Upgrade | 16-Apr-14 |
| 10363997 | Sheridan ES - IT Network Upgrade | 17-Apr-14 |
| 10363945 | Gridley ES - IT Network Upgrade | 20-Apr-14 |
| 10363951 | Hazeltine ES - IT Network Upgrade | 21-Apr-14 |
| 10363985 | Plainview ES - IT Network Upgrade | 21-Apr-14 |
| 10363939 | Glassell Park ES - IT Network Upgrade | 23-Apr-14 |
| 10363887 | Brentwood Science Magnet - IT Network Upgrade | 25-Apr-14 |
| 10004352 | Central Region ES #14 - Photovoltaic Installation | 28-Apr-14 |
| 10363940 | Gledhill ES - IT Network Upgrade | 1-May-14 |
| 10364002 | Sylvan Park ES - IT Network Upgrade | 1-May-14 |
| 10363953 | Hesby Oaks School - IT Network Upgrade | 8-May-14 |
| 10363884 | Beachy ES - IT Network Upgrade | 12-May-14 |
| 10003978 | Holmes MS - Auditorium & Gym Renovation | 12-May-14 |
| 10363926 | Erwin ES - IT Network Upgrade | 15-May-14 |

Substantial Completion: New Construction

| Project # | Project Name | Date |
|------------------|---------------------|-------------|
|------------------|---------------------|-------------|



Substantial Completion: Repair & Modernization

| Project # | School Name | Project Description | Date |
|------------------|------------------------------------|--|-------------|
| 10102740 | Point Fermin Marine Science Magnet | Non Air-Conditioned Classrooms & MDF Room | 16-Apr-14 |
| 10107476 | Bravo Medical Magnet HS | Bioengineering Lab: Procure Medical Equipment Only | 18-Apr-14 |
| 10104906 | Fleming MS | HVAC Correction Wonder of Reading | 21-Apr-14 |
| 10101110 | Grant HS | Grandstands | 21-Apr-14 |
| 10004286 | Northridge EEC | Northridge EEC - Shade Shelter | 21-Apr-14 |
| 10004273 | 102nd St. EEC | 102nd St. Eec - Shade Shelter | 22-Apr-14 |
| 10365201 | White Point ES | Upgrade Carpet Bldgs 22, 23, 24 | 22-Apr-14 |
| 10145719 | Bell HS | Install Scoreboard | 29-Apr-14 |
| 10004275 | 75th St. EEC | 75th St. EEC - Shade Shelter | 30-Apr-14 |
| 10107360 | Crenshaw HS | Wellness Center | 6-May-14 |
| 10107796 | Jordan HS | Provide Manually Operated Rolling Doors | 15-May-14 |

**Substantial Completion: Capital Improvement Program (CIP) & School Upgrade Program (SUP)**

| Project # | Project Name | Date |
|------------------|--|-------------|
| 10364019 | Bradley Env Science/Humanities Magnet - IT Network Upgrade | 21-Apr-14 |
| 10364025 | Cochran MS - IT Network Upgrade | 22-Apr-14 |
| 10364026 | Coliseum ES - IT Network Upgrade | 22-Apr-14 |
| 10364037 | Hobart ES - IT Network Upgrade | 22-Apr-14 |
| 10364041 | Lane ES - IT Network Upgrade | 22-Apr-14 |
| 10364079 | Victoria ES - IT Network Upgrade | 23-Apr-14 |
| 10364035 | Harbor Teacher Preparation Academy - IT Network Upgrade | 24-Apr-14 |
| 10364038 | Independence ES - IT Network Upgrade | 29-Apr-14 |
| 10364043 | Loma Vista ES - IT Network Upgrade | 29-Apr-14 |
| 10364048 | Madison ES - IT Network Upgrade | 29-Apr-14 |
| 10364054 | Middleton ES - IT Network Upgrade | 29-Apr-14 |
| 10364073 | Taft HS - IT Network Upgrade | 30-Apr-14 |
| 10364055 | Monte Vista ES - IT Network Upgrade | 1-May-14 |
| 10364071 | Sunrise ES - IT Network Upgrade | 1-May-14 |
| 10364078 | Verdugo Hills HS - IT Network Upgrade | 5-May-14 |
| 10364040 | King ES - IT Network Upgrade | 7-May-14 |
| 10364058 | Norwood ES - IT Network Upgrade | 7-May-14 |
| 10364015 | 32nd St/USC Performing Arts Magnet - IT Network Upgrade | 9-May-14 |
| 10364084 | Wright MS - IT Network Upgrade | 12-May-14 |
| 10364036 | Heliotrope ES - IT Network Upgrade | 13-May-14 |
| 10364068 | San Miguel ES - IT Network Upgrade | 13-May-14 |

DSA Certification: New Construction

| Project # | Project Name | Date |
|------------------|---------------------|-------------|
| 10000777 | East LA HS #2 | 14-May-14 |

**DSA Certification: Repair & Modernization**

| Project # | School Name | Project Description | Date |
|------------------|----------------------|--|-------------|
| 10100120 | Gledhill EEC | New Shade Shelters (5) | 16-Apr-14 |
| 10100756 | Taper ES | Fire Alarm System | 17-Apr-14 |
| 10100738 | Normandie EEC | Fire Alarm System | 18-Apr-14 |
| 10104048 | Wonderland ES | Repair & Replace Fence/Gates At Entrance | 21-Apr-14 |
| 10104835 | Wonderland ES | Portables - Class Size Reduction (CSR) | 21-Apr-14 |
| 10100134 | Parthenia ES | Upgrades To 2 Student Restroom, 1 Faculty Restroom, 1 Drinking Fountain, POT | 22-Apr-14 |
| 10100135 | Parthenia ES | ADA Access Repairs | 22-Apr-14 |
| 10101217 | Jefferson HS | Seismic Retrofit - Industrial Arts Building 016ban | 24-Apr-14 |
| 10100689 | 37th St. EEC | Fire Alarm System | 29-Apr-14 |
| 10106177 | 42nd St. ES | Constr - 30 Clsrms, Safety & Tech. | 29-Apr-14 |
| 10104391 | 42nd St. ES | Fire Alarm | 29-Apr-14 |
| 10101750 | Carson HS | Small Learning Communities Modernization - Phase II | 29-Apr-14 |
| 10105310 | Mountain View ES | Provide Shade Structure | 29-Apr-14 |
| 10104340 | Superior ES | Provide Lunch Shelter | 29-Apr-14 |
| 10101223 | Gardena HS | Seismic Retrofit - Cafeteria & Student Store | 30-Apr-14 |
| 10103304 | Jordan HS | Joint Use School-Based Clinic | 30-Apr-14 |
| 10104931 | Sutter MS | Installation Of Fire Alarm System Campus Wide Including Abatement where Required | 30-Apr-14 |
| 10106490 | Sutter MS | 55/72 Clsrms, Safety & Tech. | 30-Apr-14 |
| 10101625 | Griffith MS | ADA Ramp Classrooms 716 & 717 | 1-May-14 |
| 10100984 | Baldwin Hills ES | Plumbing Fixtures | 2-May-14 |
| 10105833 | Sutter MS | ADA Upgrades to Boys Restroom | 2-May-14 |
| 10100254 | Broadway ES | Repair & Replace Water Lines | 7-May-14 |
| 10104528 | Broadway ES | Restroom Renovation | 7-May-14 |
| 10100275 | Canterbury ES | Replace Fire Alarm System | 8-May-14 |
| 10106088 | Canterbury ES | 35/58 Clsrms, Safety & Tech. | 8-May-14 |
| 10104949 | Palisades Charter HS | New Elevator | 8-May-14 |
| 10108807 | Twain MS | ADA Restroom Upgrades MCD | 9-May-14 |
| 10101675 | Venice HS | Graphic Arts | 12-May-14 |
| 10105072 | Carson HS | Classrooms Requiring AC + Office | 13-May-14 |
| 10101051 | Independence ES | Fire Alarm System | 13-May-14 |



DSA Certification: Repair & Modernization

| Project # | School Name | Project Description | Date |
|------------------|--------------------------------------|---|-------------|
| 10101359 | Eagle Rock HS | Small Learning Communities Facilities Upgrades - ADA, Outdoor Spaces, Visual Identity | 14-May-14 |
| 10100763 | Waters Employment Preparation Center | Fire Alarm System at Administration & 2-Story Classroom Buildings | 14-May-14 |
| 10101306 | Wilshire Crest ES | Academy LA HS At Wilshire Crest | 15-May-14 |

DSA Certification: Capital Improvement Program (CIP) & School Upgrade Program (SUP)

| Project # | Project Name | Date |
|------------------|---------------------|-------------|
|------------------|---------------------|-------------|



NEW CONSTRUCTION CHANGE ORDER RATES

PROJECTS COMPLETED PRIOR TO 2013

| Total Number of Projects Completed Prior to 2013 | | Seats | Original Contract Amount | Final Contract Amount | Total Change Order % | User Change Order % |
|--|---------------------|----------------|--------------------------|------------------------|----------------------|---------------------|
| Renovation | 4 Projects | 1,841 | \$71,185,500 | \$90,037,132 | 26.48% | 2.69% |
| All Other Projects | 290 Projects | 149,219 | \$5,096,537,843 | \$5,438,666,303 | 6.71% | 0.73% |
| Total | 294 Projects | 151,060 | \$5,167,723,343 | \$5,528,703,435 | 6.99% | 0.76% |

PROJECTS COMPLETED FROM 2013 FORWARD

| Project Name | Seats | Date Complete | Original Contract Amount | Final Contract Amount | Total Change Order % | User Change Order % |
|-----------------------|-------------------|---------------|--------------------------|-----------------------|----------------------|---------------------|
| Central Region ES #20 | 800 | 2013-Q2 | \$41,006,364 | \$43,231,019 | 5.43% | 0.52% |
| Total | 1 Projects | | \$41,006,364 | \$43,231,019 | 5.43% | 0.52% |

GRAND TOTAL

| Summary Totals | | Seats | Original Contract Amount | Final Contract Amount | Total Change Order % | User Change Order % |
|--------------------|---------------------|----------------|--------------------------|------------------------|----------------------|---------------------|
| Renovation | 4 Projects | 1,841 | \$71,185,500 | \$90,037,132 | 26.48% | 2.69% |
| All Other Projects | 291 Projects | 150,019 | \$5,137,544,207 | \$5,481,897,322 | 6.70% | 0.73% |
| Grand Total | 295 Projects | 151,860 | \$5,208,729,707 | \$5,571,934,454 | 6.97% | 0.76% |



REPAIR & MODERNIZATION CHANGE ORDER RATES

FORMAL CONTRACTS COMPLETED PRIOR TO 2013

| | Original Contract Amount | Final Contract Amount | Total Change Order % | User Change Order % |
|--------------|--------------------------|-----------------------|----------------------|---------------------|
| Total | \$2,464,841,653 | \$2,742,164,992 | 11.25% | 1.83% |

FORMAL CONTRACTS COMPLETED FROM 2013 FORWARD

| School Name | Project Description | Date Complete | Original Contract Amount | Final Contract Amount | Total Change Order % | User Change Order % |
|--|---|---------------|--------------------------|-----------------------|----------------------|---------------------|
| Belmont HS | Small Learning Communities - Phase II | Q1-2013 | \$425,143 | \$454,635 | 6.94% | 0.00% |
| Calvert ES | Path of Travel | Q1-2013 | \$114,590 | \$120,050 | 4.76% | 0.00% |
| Edison MS | Air Conditioning for Gym and Auditorium | Q1-2013 | \$658,000 | \$747,671 | 13.63% | 0.00% |
| Ellen Ochoa LC | 17250 ADA Work | Q1-2013 | \$201,279 | \$200,418 | -0.43% | 0.00% |
| Foshay LC | Auditorium Renovation | Q1-2013 | \$5,460,000 | \$6,045,260 | 10.72% | 0.00% |
| Gage MS | Relocate/Expand the Existing Northeast Community School-Based Clinic | Q1-2013 | \$1,343,895 | \$1,436,757 | 6.91% | 0.00% |
| Garfield HS | Small Learning Communities Facilities Upgrades - ADA, Outdoor Spaces, Visual Identity | Q1-2013 | \$528,000 | \$528,000 | 0.00% | 0.00% |
| Hollywood HS / CAS | Fire Alarm | Q1-2013 | \$1,365,000 | \$2,564,978 | 87.91% | 0.00% |
| Kennedy-San Fernando CAS | Fire Alarm System | Q1-2013 | \$201,000 | \$209,519 | 4.24% | 0.00% |
| Lorena ES | Provide Sanitary Building | Q1-2013 | \$893,609 | \$893,609 | 0.00% | 0.00% |
| Manual Arts HS | Joint Use School-Based Clinic | Q1-2013 | \$1,609,000 | \$1,904,923 | 18.39% | 0.00% |
| Monroe HS | Replace A/C Units, Administration & Library | Q1-2013 | \$869,000 | \$941,973 | 8.40% | 0.00% |
| University HS | Renovation of Shop for Music Rooms | Q1-2013 | \$1,173,000 | \$1,402,152 | 19.54% | 0.75% |
| Venice HS* | Air Conditioning - Classrooms & Gym | Q1-2013 | \$6,365,000 | \$7,166,336 | 12.59% | 0.00% |
| Washington Preparatory HS / Ellington HS | Fire Alarm System | Q1-2013 | \$2,132,000 | \$3,341,589 | 56.73% | 0.00% |
| Bell HS | SLC Modernization Phase 2B | Q2-2013 | \$928,000 | \$1,153,651 | 24.32% | 0.00% |
| Bell HS | Exterior/Interior Painting & Refinish | Q2-2013 | \$585,000 | \$585,000 | 0.00% | 0.00% |
| Holmes EEC | Fire Alarm System | Q2-2013 | \$149,000 | \$149,000 | 0.00% | 0.00% |
| Lassen ES | Provide Food Service Facility | Q2-2013 | \$1,343,000 | \$1,486,145 | 10.66% | 0.00% |
| Lowman Special Education Center | Upgrade HVAC | Q2-2013 | \$478,900 | \$616,859 | 28.81% | 0.00% |
| Manchester ES | Library Modernization | Q2-2013 | \$640,000 | \$791,231 | 23.63% | 0.00% |



FORMAL CONTRACTS COMPLETED FROM 2013 FORWARD

| School Name | Project Description | Date Complete | Original Contract Amount | Final Contract Amount | Total Change Order % | User Change Order % |
|---------------------------|---|---------------|--------------------------|-----------------------|----------------------|---------------------|
| Reseda HS | Renovate Auditorium Including Lighting, Air Vent, Control Booth & Scene Shop | Q2-2013 | \$1,194,000 | \$1,746,221 | 46.25% | 0.00% |
| Sun Valley MS | Gym & Auditorium Air Conditioning Project | Q2-2013 | \$1,435,000 | \$1,618,578 | 12.79% | 0.00% |
| Washington Preparatory HS | Small Learning Communities Facilities Upgrades (Phase 2) - ADA, Outdoor Spaces, Visual Identity | Q2-2013 | \$1,030,000 | \$1,347,413 | 30.82% | 0.00% |
| Westchester HS | Replace Bleachers | Q2-2013 | \$956,500 | \$1,480,896 | 54.82% | 0.47% |
| 68th St. ES | New Assembly/Food Service Building | Q3-2013 | \$2,828,000 | \$2,922,941 | 3.36% | 0.23% |
| Belvedere MS | Upgrade Fire Alarm & Comply with Associated State Requirements | Q3-2013 | \$1,049,000 | \$1,520,734 | 44.97% | 0.00% |
| Bertrand ES | New Faculty Parking | Q3-2013 | \$83,401 | \$83,401 | 0.00% | 0.00% |
| Cabrillo EEC | Shade Shelter - Path of Travel Access | Q3-2013 | \$84,315 | \$97,202 | 15.28% | 0.00% |
| Cleveland HS | Small Learning Communities Facilities Upgrades - Academy Offices, Outdoor Spaces, Visual Identity | Q3-2013 | \$1,445,000 | \$1,459,694 | 1.02% | 0.00% |
| Crenshaw SH | Small Learning Community | Q3-2013 | \$157,600 | \$160,783 | 2.02% | 0.00% |
| Eagle Rock HS | Small Learning Communities Facilities Upgrades (Phase 2) - ADA, Outdoor Spaces, Visual Identity | Q3-2013 | \$1,197,000 | \$1,466,079 | 22.48% | 0.00% |
| Hawaiian EEC | Shade Shelter / ADA | Q3-2013 | \$87,670 | \$97,087 | 10.74% | 0.00% |
| Hollywood HS | Culinary Arts Facilities Upgrade | Q3-2013 | \$917,800 | \$1,170,356 | 27.52% | 0.00% |
| Hollywood HS | Auditorium Renovations | Q3-2013 | \$1,947,000 | \$2,341,267 | 20.25% | 3.72% |
| Hoover St ES | Fire Alarm | Q3-2013 | \$215,950 | \$215,950 | 0.00% | 0.00% |
| Huntington Park HS | Small Learning Community Phase II | Q3-2013 | \$721,000 | \$831,692 | 15.35% | 0.00% |
| Logan EEC | Modernization | Q3-2013 | \$547,050 | \$846,821 | 54.80% | 0.00% |
| North Hollywood HS | Office Modernization | Q3-2013 | \$1,472,000 | \$1,637,991 | 11.28% | 0.00% |
| Park Western EEC | Shade Shelter / ADA | Q3-2013 | \$44,990 | \$47,369 | 5.29% | 0.00% |
| Polytechnic HS | Kitchen Hood and Ansul System | Q3-2013 | \$136,300 | \$149,407 | 9.62% | 0.00% |
| San Julian Bus Garage | New Bus Maintenance Facilities | Q3-2013 | \$2,962,089 | \$2,992,496 | 1.03% | 0.00% |
| San Pedro HS | Baseball Field Upgrade | Q3-2013 | \$579,000 | \$594,617 | 2.70% | 0.00% |
| Canoga Park HS | Integrated Graphics | Q4-2013 | \$1,428,400 | \$2,152,716 | 50.71% | 0.37% |
| Dorris Place ES | Community Park - Greening / Resurfacing | Q4-2013 | \$323,000 | \$359,100 | 11.18% | 0.00% |
| Eagle Rock HS | Renovate Auditorium | Q4-2013 | \$1,737,750 | \$3,237,271 | 86.29% | 0.00% |



FORMAL CONTRACTS COMPLETED FROM 2013 FORWARD

| School Name | Project Description | Date Complete | Original Contract Amount | Final Contract Amount | Total Change Order % | User Change Order % |
|----------------------------------|---|---------------|--------------------------|-----------------------|----------------------|---------------------|
| East L.A. Skills Center | Fire Alarm | Q4-2013 | \$760,000 | \$788,698 | 3.78% | 0.00% |
| Edward R. Roybal LC | Emergency Operation Center Building | Q4-2013 | \$4,593,572 | \$5,520,140 | 20.17% | 3.46% |
| Emerson MS | Air Conditioning - Admin Classrm and Auditorium | Q4-2013 | \$3,039,000 | \$3,813,710 | 25.49% | 8.08% |
| Franklin HS | Renovate Auditorium | Q4-2013 | \$2,365,125 | \$4,393,105 | 85.75% | 0.00% |
| Mid-City Adult Basic Ed Center | Fire Alarm | Q4-2013 | \$176,495 | \$176,495 | 0.00% | 0.00% |
| Miramonte ES | Air Conditioning - Auditorium | Q4-2013 | \$349,000 | \$426,797 | 22.29% | 0.00% |
| Nightingale MS | HVAC and Kitchen Hoods Upgrades | Q4-2013 | \$1,200,000 | \$1,170,841 | -2.43% | 0.00% |
| Roosevelt HS | Small Learning Communities Phase II | Q4-2013 | \$1,387,000 | \$1,565,987 | 12.90% | 0.00% |
| San Fernando HS | New Fire Sprinklers | Q4-2013 | \$297,040 | \$376,889 | 26.88% | 0.00% |
| South Park ES | New Assembly / Food Service Building | Q4-2013 | \$4,593,648 | \$5,063,499 | 10.23% | 0.00% |
| Sylmar HS | New Fire Sprinklers | Q4-2013 | \$334,960 | \$456,520 | 36.29% | 0.00% |
| Taft HS | Small Learning Communities - Phase I | Q4-2013 | \$930,000 | \$1,107,484 | 19.08% | 0.00% |
| Van Nuys MS | Classroom Modification | Q4-2013 | \$620,000 | \$649,561 | 4.77% | 0.00% |
| 112th St. ES | Fire Alarm System | Q1-2014 | \$295,000 | \$276,657 | -6.22% | 0.00% |
| Banning HS | Non Air Conditioned Space - Phase 1B | Q1-2014 | \$387,000 | \$440,869 | 13.92% | 0.00% |
| Cheremoya ES | Air Conditioning - Auditorium | Q1-2014 | \$222,000 | \$241,230 | 8.66% | 0.00% |
| Garfield HS | Replace Main Building / Auditorium | Q1-2014 | \$41,500,000 | \$51,297,134 | 23.61% | 0.00% |
| Heliotrope ES | Provide Sanitary Building | Q1-2014 | \$481,685 | \$500,453 | 3.90% | 0.00% |
| Los Angeles HS | Fire Alarm | Q1-2014 | \$40,000 | \$68,082 | 70.21% | 0.00% |
| Monroe HS | Fire Damage Repair | Q1-2014 | \$198,000 | \$198,000 | 0.00% | 0.00% |
| North Valley Occupational Center | Fire Alarm | Q1-2014 | \$929,000 | \$929,000 | 0.00% | 0.00% |
| South Gate HS | Small Learning Community - Phase II | Q1-2014 | \$1,146,522 | \$1,292,542 | 12.74% | 0.00% |
| Van Nuys HS | Small Learning Community - Phase II | Q1-2014 | \$887,800 | \$1,092,150 | 23.02% | 0.00% |
| Cienega ES | Playfield & Learning Center | Q2-2014 | \$1,094,000 | \$1,253,159 | 14.55% | 0.00% |
| Fleming MS | HVAC Repairs & Interim Housing | Q2-2014 | \$2,486,000 | \$2,649,177 | 6.56% | 0.00% |
| Grant HS | Grandstands | Q2-2014 | \$1,180,000 | \$1,315,841 | 11.51% | 0.00% |
| Point Fermin ES | Classroom Air Conditioning | Q2-2014 | \$778,400 | \$826,761 | 6.21% | 0.00% |



FORMAL CONTRACTS COMPLETED FROM 2013 FORWARD

| School Name | Project Description | Date Complete | Original Contract Amount | Final Contract Amount | Total Change Order % | User Change Order % |
|--------------|---------------------------|---------------|--------------------------|-----------------------|----------------------|---------------------|
| Revere MS | Provide Sanitary Building | Q2-2014 | \$523,400 | \$768,683 | 46.86% | 0.00% |
| Total | | | \$124,836,878 | \$151,977,304 | 21.74% | 0.40% |

*Due to technical issues encountered during construction, scope had to be removed from the Venice HS Air Conditioning contract for redesign. The full project scope is expected to be complete by mid-2016.

GRAND TOTAL

| Summary Totals | Original Contract Amount | Final Contract Amount | Total Change Order % | User Change Order % |
|--|--------------------------|------------------------|----------------------|---------------------|
| Formal Contracts Completed Prior to 2013 | \$2,464,841,653 | \$2,742,164,992 | 11.25% | 1.83% |
| Formal Contracts Completed from 2013 Forward | \$124,836,878 | \$151,977,304 | 21.74% | 0.40% |
| Grand Total | \$2,589,678,531 | \$2,894,142,295 | 11.76% | 1.76% |



REPAIR & MODERNIZATION CHANGE ORDER RATES

GRAND TOTAL BY PROJECT TYPE

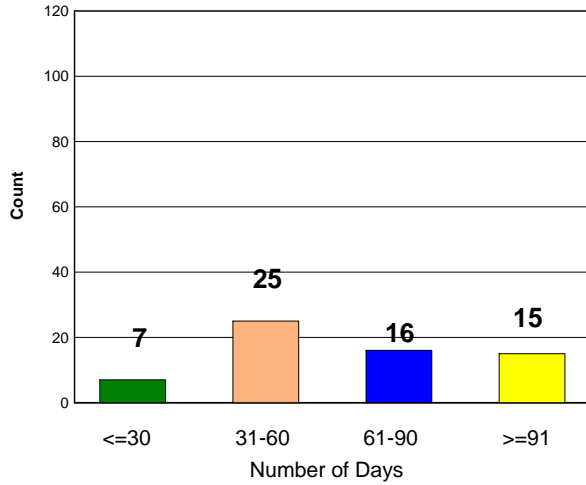
| Project Type | Original Contract Amount | Final Contract Amount | Total Change Order % | User Change Order % |
|---|---------------------------------|------------------------------|-----------------------------|----------------------------|
| Adult & Career Education | \$30,445,000 | \$34,100,403 | 12.01% | 0.95% |
| Air Conditioning | \$279,663,979 | \$323,988,216 | 15.85% | 6.32% |
| Asbestos Abatement | \$23,785,783 | \$23,783,102 | -0.01% | 1.81% |
| Athletic Facilities | \$60,538,781 | \$71,155,599 | 17.54% | 2.11% |
| Auditorium Renovations | \$16,391,914 | \$22,027,969 | 34.38% | 1.41% |
| Classroom Lighting | \$11,854,619 | \$11,766,600 | -0.74% | 0.00% |
| Concrete Paving | \$7,255,573 | \$7,209,032 | -0.64% | 0.06% |
| DSA Access Compliance | \$21,935,465 | \$25,480,862 | 16.16% | 0.72% |
| DSA Fire Alarm | \$307,884,831 | \$366,103,307 | 18.91% | 0.47% |
| Electrical / M&O Fire Alarm | \$12,329,143 | \$13,562,631 | 10.00% | 0.76% |
| Elevator Systems | \$8,085,523 | \$8,488,833 | 4.99% | 0.84% |
| Exterior Painting | \$45,200,309 | \$48,134,811 | 6.49% | 4.56% |
| Fire Damage Repair | \$198,000 | | | 0.00% |
| Floor Coverings | \$48,872,505 | \$50,406,337 | 3.14% | 0.43% |
| Food Services Modernization | \$53,972,368 | \$60,070,331 | 11.30% | 0.62% |
| Hazard Mitigation | \$58,845,477 | \$60,197,086 | 2.30% | 1.17% |
| HVAC | \$80,290,658 | \$89,532,531 | 11.51% | 0.42% |
| Interior Painting | \$35,746,570 | \$36,479,641 | 2.05% | 0.38% |
| Joint-Use Athletic Field/Outdoor Facility | \$14,122,284 | \$16,548,586 | 17.18% | 0.76% |
| Library Renovation | \$7,550,263 | \$9,043,614 | 19.78% | 0.21% |
| Lockers | \$2,307,893 | \$2,437,711 | 5.62% | 3.27% |
| Lunch Shelters | \$18,546,927 | \$20,335,357 | 9.64% | 0.95% |
| Modernizations | \$244,948,820 | \$290,675,965 | 18.67% | 1.12% |
| New / Upgrade Library (Core) | \$4,338,500 | \$4,841,423 | 11.59% | 0.00% |
| New Building "Existing Facilities" | \$30,468,756 | \$36,271,194 | 19.04% | 0.75% |
| Paving / Greening / Equipment | \$169,506,523 | \$185,007,156 | 9.14% | 1.90% |
| Plumbing / Irrigation | \$62,778,588 | \$65,340,613 | 4.08% | 1.09% |
| Portables | \$28,615,227 | \$31,605,980 | 10.45% | 0.52% |
| Qualified Zone Academy Bonds (QZAB) | \$18,419,510 | \$21,753,903 | 18.10% | 2.23% |
| Roofing | \$62,145,507 | \$63,705,222 | 2.51% | 0.32% |
| Safety & Technology | \$592,067,781 | \$635,030,591 | 7.26% | 1.37% |
| Security System / CCTV | \$2,446,900 | \$2,800,565 | 14.45% | 0.00% |
| Seismic Retrofit | \$98,182,704 | \$111,669,537 | 13.74% | 3.02% |
| Sheet Metal / Fencing | \$26,426,916 | \$27,322,839 | 3.39% | 0.53% |
| Small Learning Communities | \$34,849,455 | \$40,876,950 | 17.30% | 0.62% |
| Wall Systems | \$20,132,073 | \$21,234,887 | 5.48% | 1.85% |
| Year-Round Air Conditioning Auditorium | \$17,310,277 | \$18,935,353 | 9.39% | 0.45% |
| Year-Round Air Conditioning Gym | \$31,217,129 | \$36,019,561 | 15.38% | 0.85% |
| Total | \$2,589,678,531 | \$2,893,944,295 | 11.76% | 1.76% |



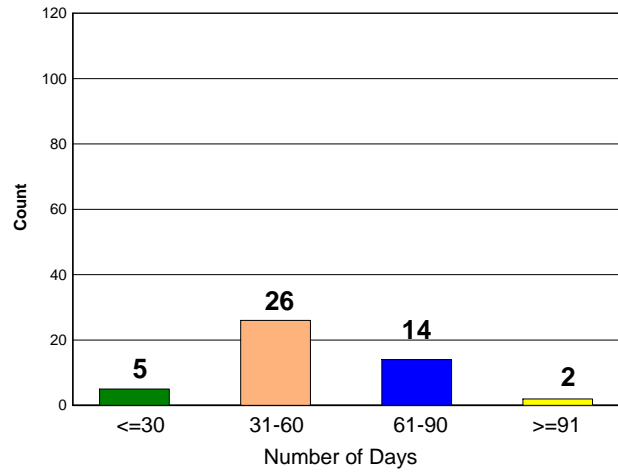
CHANGE ORDER PROCESSING TIME

New Construction

Open Change Orders



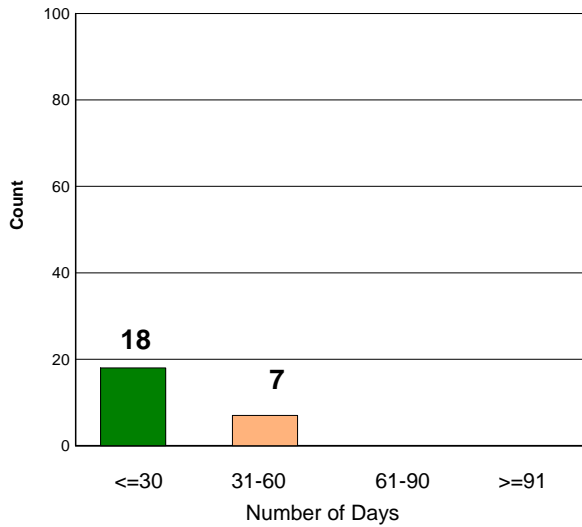
Approved from 4/16/14 to 5/15/14



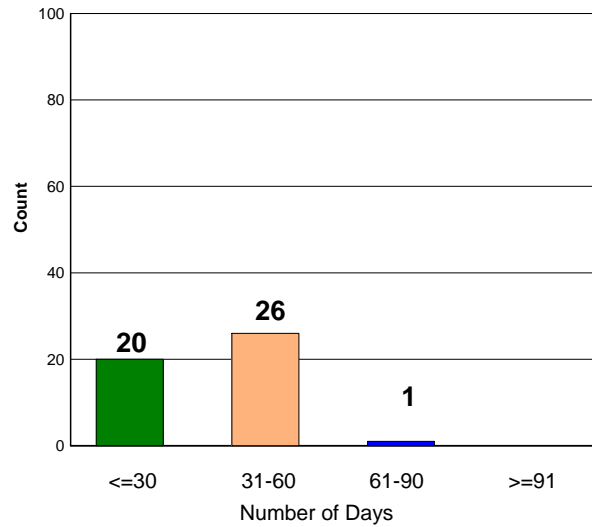
NC Total Approved for this period : **47**
Average Number of Days: **51**

Repair & Modernization

Open Change Orders



Approved from 4/16/14 to 5/15/14



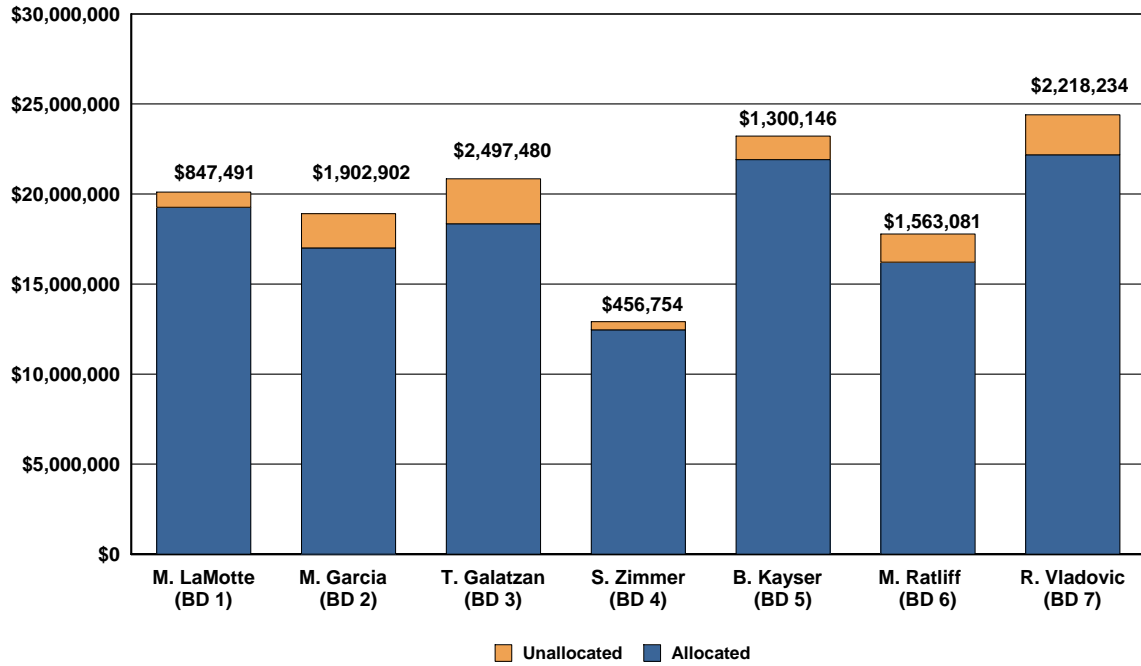
EF Total Approved for this period: **47**
Average Number of Days: **33**

Data for Open Change Orders as of June 5, 2014

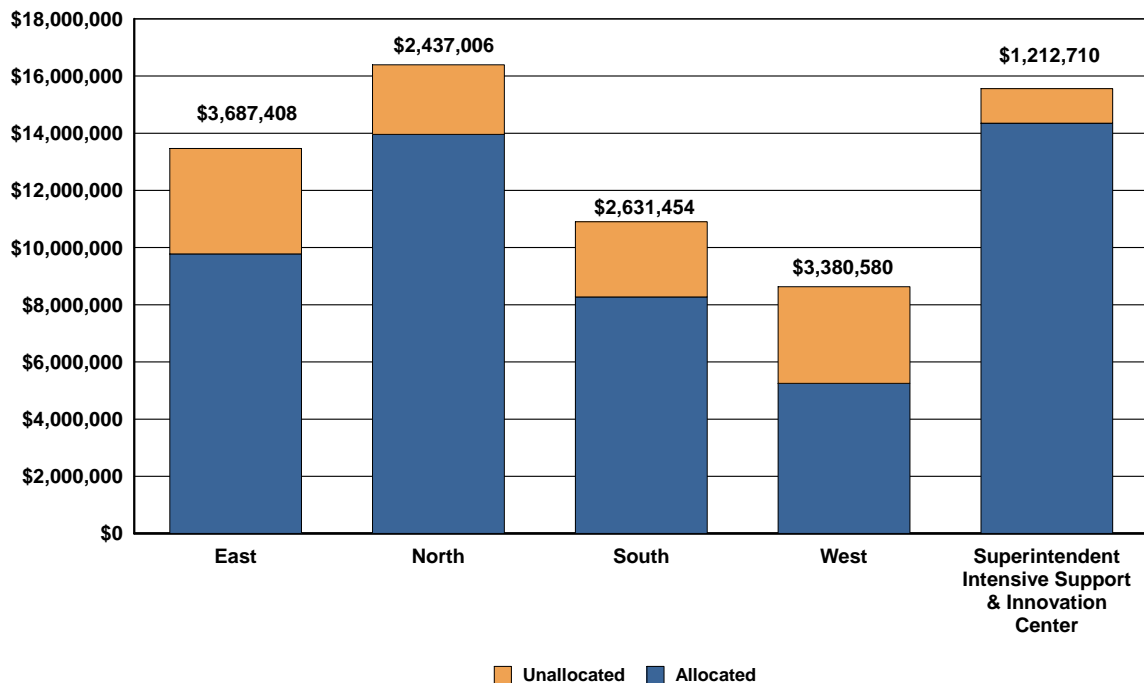


UNALLOCATED BOND FUNDS

BOARD MEMBER DISCRETIONARY BOND FUNDS



EDUCATIONAL SERVICE CENTER ALTERATIONS & IMPROVEMENTS BOND FUNDS



Unallocated Bond Funds as of July 1, 2013

**FEDERAL STIMULUS BOND STATUS (BAB AND QSCB)**

| Local Bond Measure | Bond Type | Amount Issued* | Expenditures as of 5/15/14 | % Expended | Remaining to Spend |
|---------------------------|------------------------------------|------------------------|-----------------------------------|-------------------|---------------------------|
| Measure K | Build America Bonds | \$199,898,054 | \$160,537,202 | 80.31% | \$39,360,852 |
| Measure R | Build America Bonds | \$840,218,663 | \$791,556,707 | 94.21% | \$48,661,956 |
| Measure Y | Build America Bonds | \$1,579,005,124 | \$1,268,720,519 | 80.35% | \$310,284,604 |
| Measure Y | Qualified School Construction Bond | \$608,594,112 | \$608,594,112 | 100.00% | \$0 |
| | | \$3,227,715,953 | \$2,829,408,540 | 87.66% | \$398,307,413 |

*net cost of issuance

Between October 2009 and May 2010, LAUSD sold more than \$4 billion of Measure K, Measure R and Measure Y General Obligation Bonds (GO Bonds) in an effort to ensure the District could complete the current bond program as planned.

The GO Bonds included traditional tax exempt bonds as well as Build America Bonds (BABs) and Qualified School Construction Bonds (QSCBs). BABs are taxable municipal bonds that require the Federal government to pay State or local government issuers a payment equal to 35% of the interest payments on those bonds, which lowers the issuer's cost of borrowing. QSCBs provide Federal tax credits for bondholders in lieu of interest in order to reduce an issuer's cost of borrowing and must be spent within three years of issuance.

The table above shows the amount of BABs and QSCBs issued by LAUSD, how much has been spent and how much is remaining to spend.



BOARD OF EDUCATION ACTIONS

RECENT BOARD ACTIONS

| Report # | Action Item | BOC Date | Board Date |
|-----------|---|-----------|------------|
| 342-13-14 | Amendment to the Facilities Services Division Strategic Execution Plan to Define and Approve the 2014-15 Education code Section 47614 ("Proposition 39") Facilities Renovation Effort | 24-Apr-14 | 13-May-14 |
| 391-13/14 | Amendment to the Facilities Services Division Strategic Execution Plan to Cancel a Charter Augmentation Grant for the Camino Nuevo Charter Academy Project | 24-Apr-14 | 13-May-14 |
| 392-13/14 | Amendment to the Facilities Services Division Strategic Execution Plan to Redefine and Approve School Information Technology Network Infrastructure and Equipment Upgrade Projects | 24-Apr-14 | 13-May-14 |
| 393-13/14 | Amendment to the Facilities Services Division Strategic Execution Plan to Redefine and Approve 11 Projects to Address Critical School Repair Needs | 24-Apr-14 | 13-May-14 |