



## FACILITIES SERVICES DIVISION

# *Consolidated Monthly Program Status Report*



## *Consolidated Monthly Program Status Report*

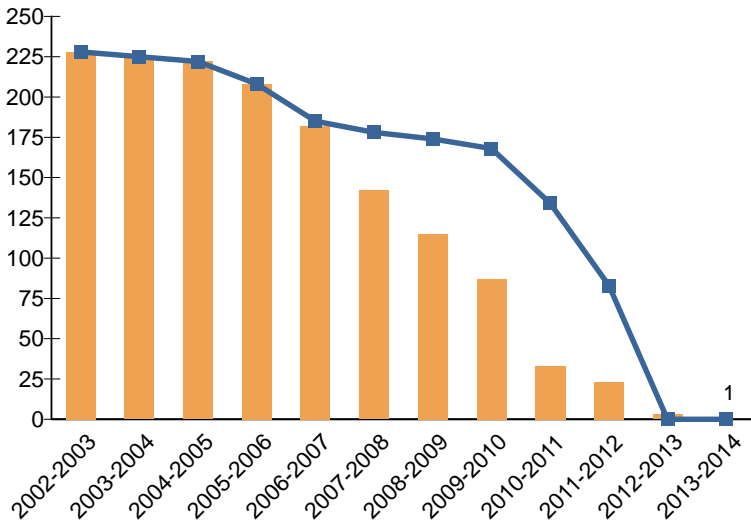
### TABLE OF CONTENTS

Program Goals	1
Key Deliverables	2
Monthly Progress	4
New Construction Change Order Rates	13
Repair & Modernization Change Order Rates	14
Change Order Processing Time	17
Unallocated Bond Funds	18
Federal Stimulus Bond Status (BAB and QSCB)	19
Board of Education Actions	20

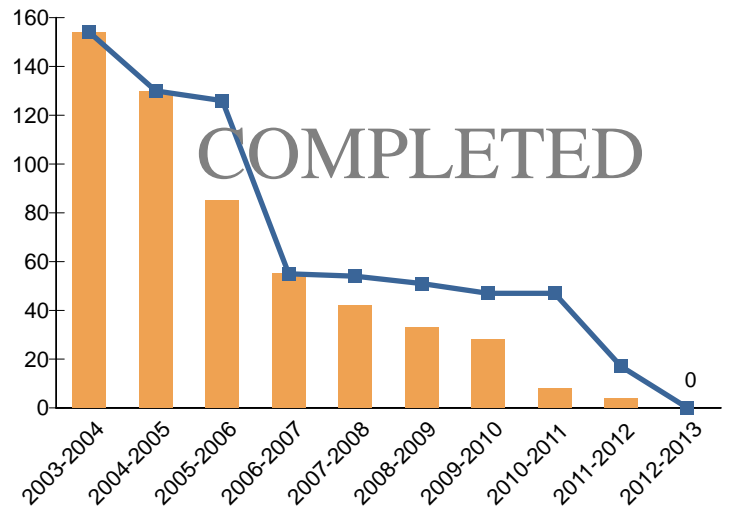


### PROGRAM GOALS

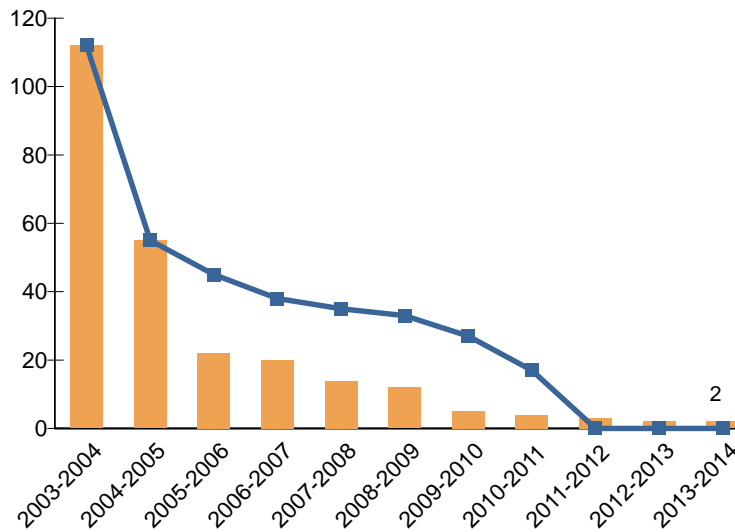
Schools on Multi-Track Calendar



Schools on Concept 6 Calendar



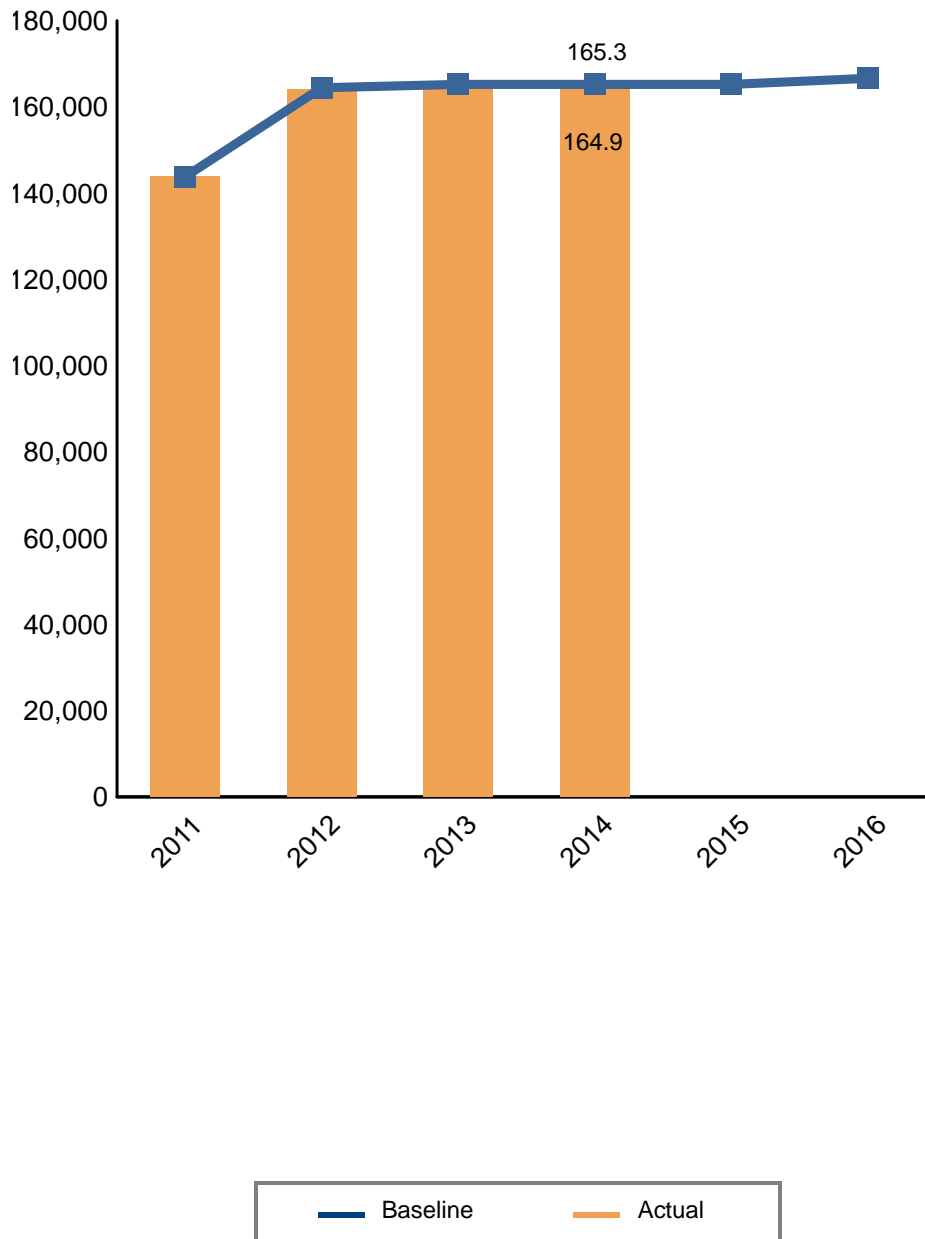
Schools with Involuntary Busing





### KEY DELIVERABLES

#### New Seat Delivery

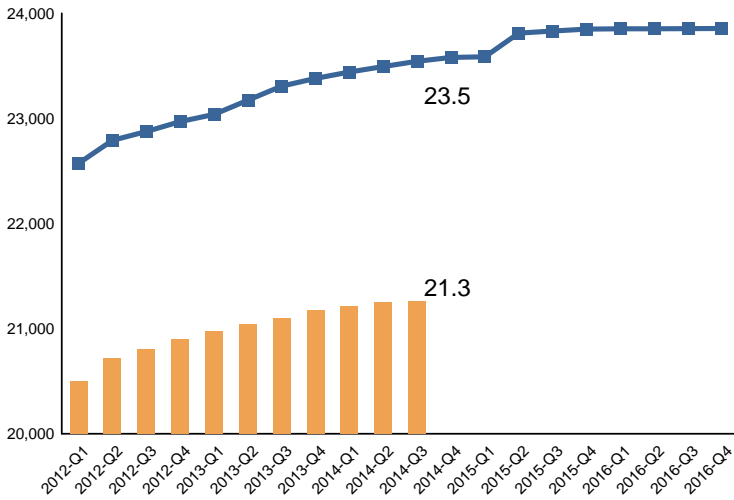


New Seat Delivery chart above includes only New Construction projects. Actual data is adjusted at School Occupancy. Baseline is the 2013 Facilities Services Division Strategic Execution Plan

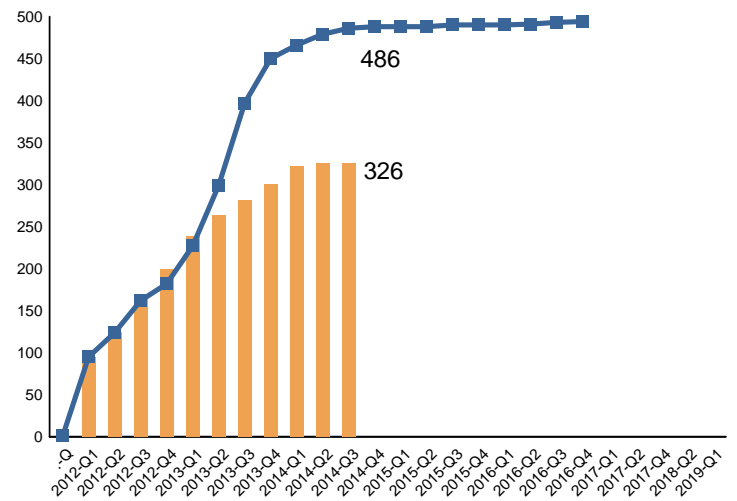


### KEY DELIVERABLES

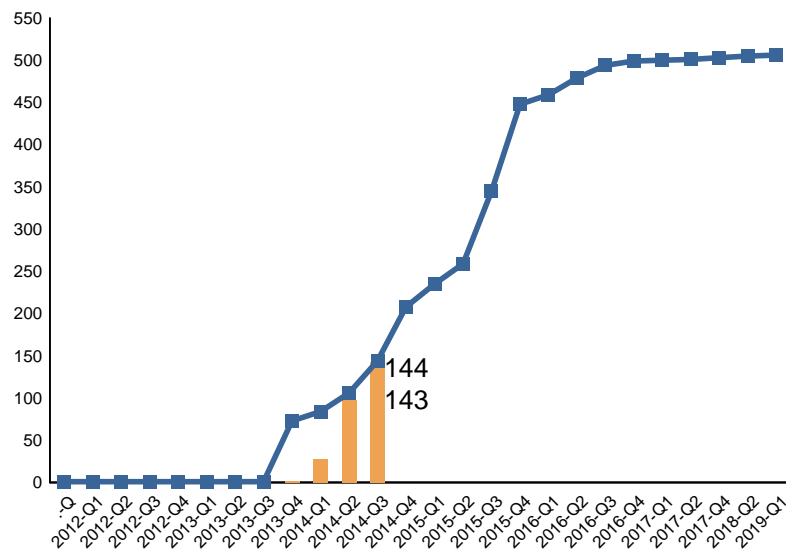
**Repair & Modernization Project Completion**



**CIP Project Completion**



**SUP Project Completion**



— Baseline      — Actual

Actual data in the charts above is adjusted at Substantial Completion. Baseline is the 2013 Facilities Services Division Strategic Execution Plan as amended by Board of Education actions to date. In addition, Repair & Modernization Baseline and Actual data exclude projects categorized as "Completed By Other Means". The 306 projects approved by the Board on June 18, 2013 have been moved from CIP to SUP Baseline. SUP framework was approved on January 14, 2014.



## MONTHLY PROGRESS

### NTP Design: New Construction

Project #	Project Name	Date
N/A		

### NTP Design: Repair & Modernization

Project #	School Name	Project Description	Date
10365637	Frost MS	Seismic Retrofit	8-Aug-14

### NTP Design: Capital Improvement Program (CIP)

Project #	Project Name	Date
-----------	--------------	------

### NTP Design: School Upgrade Program (SUP)

Project #	Project Name	Date
10363933	Franklin HS - IT Network Upgrade	22-Jul-14
10366318	Hyde Park ES - Ceiling System Improvement	22-Jul-14
10366312	Hamilton HS - Gym Floor & Bleacher Repair	4-Aug-14

### DSA Approval: New Construction

Project #	Project Name	Date
N/A		



**DSA Approval: Repair & Modernization**

<b>Project #</b>	<b>School Name</b>	<b>Project Description</b>	<b>Date</b>
10108861	Dana MS	DSA Slope & Drainage Repair	16-Jul-14
10105898	Burton ES	ADA Access Compliance	22-Jul-14
10105901	Sharp ES	ADA Access Compliance	22-Jul-14
10105895	Porter MS	ADA Access Compliance	23-Jul-14
10105872	Noble ES	ADA Access Compliance	28-Jul-14
10105890	Pomelo ES	ADA Access Compliance	28-Jul-14
10105861	Gates ES	ADA Access Compliance	4-Aug-14
10005050	Meridian EEC	Meridian EEC - Safety Upgrades And Improvements	4-Aug-14
10005067	State EEC	State EEC - Safety Upgrades And Improvements	4-Aug-14
10105892	Belvedere MS	ADA Access Compliance	5-Aug-14
10105862	Hancock Park ES	ADA Access Compliance	5-Aug-14
10105878	Hoover ES	ADA Access Compliance	5-Aug-14
10105894	Saturn ES	ADA Access Compliance	5-Aug-14
10104573	Baldwin Hills ES	ADA Access Repairs	11-Aug-14
10105897	Hobart ES	ADA Access Compliance	11-Aug-14
10105877	Kennedy ES	ADA Access Compliance	12-Aug-14

**DSA Approval: Capital Improvement Program (CIP)**

<b>Project #</b>	<b>Project Name</b>	<b>Date</b>
------------------	---------------------	-------------

**DSA Approval: School Upgrade Program (SUP)**

<b>Project #</b>	<b>Project Name</b>	<b>Date</b>
------------------	---------------------	-------------

**NTP Construction: New Construction**

<b>Project #</b>	<b>Project Name</b>	<b>Date</b>
------------------	---------------------	-------------

N/A

**NTP Construction: Repair & Modernization**

<b>Project #</b>	<b>School Name</b>	<b>Project Description</b>	<b>Date</b>
10005064	Rosemont EEC	Rosemont EEC - Safety Upgrades And Improvements	16-Jul-14
10108867	Stevenson MS	Air Conditioning System Replacement 2 Bldgs	16-Jul-14
10366376	Venice HS	Restroom Upgrade	16-Jul-14
10005044	Laurel EEC	Laurel EEC - Safety Upgrades And Improvements	17-Jul-14
10108864	Emelita ES	Const Repair Arcade	29-Jul-14
10005039	Hawaiian EEC	Hawaiian EEC - Safety Upgrades And Improvements	31-Jul-14
10005021	Castelar EEC	Castelar EEC - Safety Upgrades And Improvements	1-Aug-14
10100486	Normandie EEC	Paint Building Exterior	1-Aug-14
10005065	San Fernando EEC	San Fernando EEC - Safety Upgrades And Improvements	2-Aug-14
10005062	Pinewood EEC	Pinewood EEC - Safety Upgrades And Improvements	11-Aug-14
10005035	Graham EEC	Graham EEC - Safety Upgrades And Improvements	14-Aug-14
10005041	Holmes EEC	Holmes EEC - Safety Upgrades And Improvements	14-Aug-14
10005007	37th St. EEC	37th St. EEC - Safety Upgrades And Improvements	15-Aug-14
10005010	66th St. EEC	66th St. EEC - Safety Upgrades And Improvements	15-Aug-14

**NTP Construction: Capital Improvement Program (CIP)**

<b>Project #</b>	<b>Project Name</b>	<b>Date</b>
10004639	Manchester ES - Facelift	1-Aug-14
10004594	Wilton ES - Facelift	1-Aug-14





### NTP Construction: School Upgrade Program (SUP)

Project #	Project Name	Date
10365683	Budlong ES - Replace Playground Matting	16-Jul-14
10366127	93rd St. ES - Repair Parking Lot & Upgrade Path of Travel	17-Jul-14
10365699	El Dorado ES - Replace Playground Matting	21-Jul-14
10365755	Valerio ES - Replace Playground Matting	21-Jul-14
10363900	Carson ES - IT Network Upgrade	22-Jul-14
10364099	Chatsworth HS - Roofing	25-Jul-14
10365725	Monte Vista ES - Replace Playground Matting	28-Jul-14
10365754	Toland Way ES - Replace Playground Matting	28-Jul-14
10363914	Danube ES - IT Network Upgrade	30-Jul-14
10363991	Parks Learning Center - IT Network Upgrade	3-Aug-14
10365714	Lassen ES - Replace Playground Matting	4-Aug-14
10365760	Vintage Math / Science / Tech. Magnet - Replace Playground Matting	4-Aug-14
10364132	Vanalden ES - Roofing	11-Aug-14
10364087	153rd St ES - Roofing	14-Aug-14
10364088	186th St ES - Roofing	14-Aug-14
10364127	South Gate HS - Roofing	14-Aug-14

### Substantial Completion: New Construction

Project #	Project Name	Date
-----------	--------------	------



### Substantial Completion: Repair & Modernization

Project #	School Name	Project Description	Date
10004290	Westminster EEC	Westminster EEC - Shade Shelter	21-Jul-14
10104860	Murchison EEC	New Shade Shelters - ADA Portion	30-Jul-14
10104489	Markham MS	Fire Alarm System	31-Jul-14
10104940	Markham MS	Air Conditioning in Administration, Music, Library & Shop Buildings	31-Jul-14
10105209	University HS	Air Conditioning - Phase III	31-Jul-14
10106725	Normandie EEC	Provide Tarp at Fence	1-Aug-14
10104070	Harrison ES	Completion of Phases II & III of Ceiling Repair	6-Aug-14
10365776	Monte Vista ES	Underground Piping Replacement	12-Aug-14
10106576	Hawaiian EEC	Replace Astroturf Play Area	15-Aug-14

### Substantial Completion: Capital Improvement Program (CIP)

Project #	Project Name	Date
10004373	South Region HS #15 - Photovoltaic Installation	15-Aug-14

**Substantial Completion: School Upgrade Program (SUP)**

<b>Project #</b>	<b>Project Name</b>	<b>Date</b>
10363883	Bassett ES - IT Network Upgrade	16-Jul-14
10363894	Burton ES - IT Network Upgrade	16-Jul-14
10363979	Noble ES - IT Network Upgrade	16-Jul-14
10363937	Gardner ES - IT Network Upgrade	17-Jul-14
10363967	Liggett ES - IT Network Upgrade	17-Jul-14
10363880	Arroyo Seco Museum Science Magnet - IT Network Upgrade	18-Jul-14
10363895	Bushnell Way ES - IT Network Upgrade	18-Jul-14
10363985	Plainview ES - IT Network Upgrade	18-Jul-14
10365743	Salvin Special Education Center - Replace Playground Matting	18-Jul-14
10363978	Newcastle ES - IT Network Upgrade	21-Jul-14
10365731	Overland ES - Replace Playground Matting	21-Jul-14
10363945	Gridley ES - IT Network Upgrade	23-Jul-14
10363988	Ranchito ES - IT Network Upgrade	23-Jul-14
10364002	Sylvan Park ES - IT Network Upgrade	23-Jul-14
10363953	Hesby Oaks School - IT Network Upgrade	24-Jul-14
10364004	Van Nuys ES - IT Network Upgrade	24-Jul-14
10363884	Beachy ES - IT Network Upgrade	25-Jul-14
10363892	Burbank ES - IT Network Upgrade	25-Jul-14
10363909	Coldwater Canyon ES - IT Network Upgrade	25-Jul-14
10363943	Glenwood ES - IT Network Upgrade	25-Jul-14
10363951	Hazeltine ES - IT Network Upgrade	25-Jul-14
10364006	Vine ES - IT Network Upgrade	25-Jul-14
10364023	Carson HS - IT Network Upgrade	25-Jul-14
10363986	Primary Academy PC - IT Network Upgrade	28-Jul-14
10364028	Dodson MS - IT Network Upgrade	28-Jul-14
10365756	Van Gogh ES - Replace Playground Matting	29-Jul-14
10366125	Northridge Academy HS - Remove Concrete Planter Boxes	31-Jul-14
10363887	Brentwood Science Magnet - IT Network Upgrade	1-Aug-14
10365699	EI Dorado ES - Replace Playground Matting	1-Aug-14
10363955	Hollywood PC - IT Network Upgrade	4-Aug-14



### Substantial Completion: School Upgrade Program (SUP)

Project #	Project Name	Date
10363973	Metropolitan Continuation HS - IT Network Upgrade	4-Aug-14
10365755	Valerio ES - Replace Playground Matting	4-Aug-14
10364009	Washington PC - IT Network Upgrade	5-Aug-14
10363861	4th St ES - IT Network Upgrade	8-Aug-14
10365689	Cheremoya ES - Replace Playground Matting	8-Aug-14
10365692	Colfax Charter ES - Replace Playground Matting	8-Aug-14
10363932	Del Olmo ES - IT Network Upgrade	11-Aug-14
10365683	Budlong ES - Replace Playground Matting	11-Aug-14
10366335	Sunny Brae ES - Deteriorated Flooring	12-Aug-14
10365987	Markham MS - IT Network Upgrade	13-Aug-14
10363991	Parks Learning Center - IT Network Upgrade	15-Aug-14
10365714	Lassen ES - Replace Playground Matting	15-Aug-14
10365760	Vintage Math / Science / Tech. Magnet - Replace Playground Matting	15-Aug-14



**DSA Certification: New Construction**

Project #	Project Name	Date
10000035	State New ES #1	5-Aug-14

**DSA Certification: Repair & Modernization**

Project #	School Name	Project Description	Date
10106117	Cimarron ES	23 Clsrms, Safety & Tech.	16-Jul-14
10104726	Cimarron ES	Fire Alarm	16-Jul-14
10101566	San Fernando MS	Shade Structures	16-Jul-14
10106165	54th St. ES	29 Classrms, Safety & Tech.	17-Jul-14
10105243	54th St. ES	Fire Alarm	17-Jul-14
10105193	San Fernando HS	Modernization	18-Jul-14
10105168	North Hollywood HS	100/117 Classrooms, Safety & Tech.	21-Jul-14
10104606	Sylmar HS	ADA Ramps To Relocatable Bldg. - Class Rooms 81-88, 90-97, 101-1	21-Jul-14
10103954	Dixie Canyon ES	Replace Fire Alarm System	22-Jul-14
10103966	Dixie Canyon ES	Modernization	22-Jul-14
10103967	Dixie Canyon ES	31/37 Classrooms, Safety & Tech. (SME Driven)	22-Jul-14
10103813	Fleming MS	Fire Alarm SME Project	24-Jul-14
10104907	Fleming MS	63 Classrooms, Safety & Tech.	24-Jul-14
10104907	Fleming MS	63 Clsrms, Safety & Tech.	24-Jul-14
10101219	Virgil MS	Seismic Retrofit - Boys & Girls Gym 012BCT	24-Jul-14
10102224	Cleveland HS	Small Learning Communities Facilities Upgrades - Academy Offices, Outdoor Spaces, Visual Identity	25-Jul-14
10101216	Irving MS	Seismic Retrofit - Shop Building 009can	25-Jul-14
10101011	San Fernando HS	Conversion Of Classroom To Flexible Science Lab In Rooms 215 & 918a	4-Aug-14
10106218	Holmes ES	33 Clsrms, Safety & Tech.	6-Aug-14
10104955	Holmes ES	Fire Alarm	6-Aug-14
10107488	Holmes ES	Elevator Controller Upgrade to Meet DSA Requirements	6-Aug-14
10104502	State EEC	New Shade Shelters	6-Aug-14
10105607	6th Ave. ES	Auditorium Air Conditioning	7-Aug-14
10100310	Calvert ES	Office Modernization	7-Aug-14
10104370	Mountain View ES	Lunch Shelters - Provide Lunch Shelter	8-Aug-14
10100709	Cabrillo ES	Fire Alarm System	14-Aug-14



---

**DSA Certification: Capital Improvement Program (CIP)**

---

<b>Project #</b>	<b>Project Name</b>	<b>Date</b>
------------------	---------------------	-------------

---

**DSA Certification: School Upgrade Program (SUP)**

---

<b>Project #</b>	<b>Project Name</b>	<b>Date</b>
------------------	---------------------	-------------

---



**NEW CONSTRUCTION CHANGE ORDER RATES**

**PROJECTS COMPLETED PRIOR TO 2014**

Total Number of Projects Completed Prior to 2014		Seats	Original Contract Amount	Final Contract Amount	Total Change Order %	User Change Order %
Renovation	4 Projects	1,841	\$71,185,500	\$90,037,132	26.48%	2.69%
All Other Projects	291 Projects	150,019	\$5,137,544,207	\$5,481,897,322	6.70%	0.73%
<b>Total</b>	<b>295 Projects</b>	<b>151,860</b>	<b>\$5,208,729,707</b>	<b>\$5,571,934,454</b>	<b>6.97%</b>	<b>0.76%</b>

**PROJECTS COMPLETED FROM 2014 FORWARD**

Project Name	Seats	Date Complete	Original Contract Amount	Final Contract Amount	Total Change Order %	User Change Order %
<b>Total</b>	<b>0 Projects</b>					

**GRAND TOTAL**

Summary Totals		Seats	Original Contract Amount	Final Contract Amount	Total Change Order %	User Change Order %
Renovation	4 Projects	1,841	\$71,185,500	\$90,037,132	26.48%	2.69%
All Other Projects	291 Projects	150,019	\$5,137,544,207	\$5,481,897,322	6.70%	0.73%
<b>Grand Total</b>	<b>295 Projects</b>	<b>151,860</b>	<b>\$5,208,729,707</b>	<b>\$5,571,934,454</b>	<b>6.97%</b>	<b>0.76%</b>



**REPAIR & MODERNIZATION CHANGE ORDER RATES**

**CONTRACTS COMPLETED PRIOR TO 2014**

	Original Contract Amount	Final Contract Amount	Total Change Order %	User Change Order %
<b>Total</b>	\$2,537,328,445	\$2,830,755,429	11.56%	1.80%

**CONTRACTS COMPLETED FROM 2014 FORWARD**

School Name	Project Description	Date Complete	Original Contract Amount	Final Contract Amount	Total Change Order %	User Change Order %
112th St. ES	Fire Alarm System	Q1-2014	\$295,000	\$276,657	-6.22%	0.00%
Banning HS	Non Air Conditioned Space - Phase 1B	Q1-2014	\$387,000	\$440,869	13.92%	0.00%
Cheremoya ES	Air Conditioning - Auditorium	Q1-2014	\$222,000	\$241,230	8.66%	0.00%
Garfield HS	Replace Main Building / Auditorium	Q1-2014	\$41,500,000	\$52,021,594	25.35%	0.00%
Heliotrope ES	Provide Sanitary Building	Q1-2014	\$481,685	\$500,453	3.90%	0.00%
Los Angeles HS	Fire Alarm	Q1-2014	\$40,000	\$68,082	70.21%	0.00%
Monroe HS	Fire Damage Repair	Q1-2014	\$198,000	\$198,000	0.00%	0.00%
North Valley Occupational Center	Fire Alarm	Q1-2014	\$929,000	\$929,000	0.00%	0.00%
South Gate HS	Small Learning Community - Phase II	Q1-2014	\$1,146,522	\$1,292,542	12.74%	0.00%
Van Nuys HS	Small Learning Community - Phase II	Q1-2014	\$887,800	\$1,092,150	23.02%	0.00%
Cienega ES	Playfield & Learning Center	Q2-2014	\$1,094,000	\$1,253,159	14.55%	0.00%
Fleming MS	HVAC Repairs & Interim Housing	Q2-2014	\$2,486,000	\$2,799,350	12.60%	0.00%
Grant HS	Grandstands	Q2-2014	\$1,180,000	\$1,335,071	13.14%	0.00%
Kennedy HS	Small Learning Communities	Q2-2014	\$972,000	\$1,152,655	18.59%	0.00%
Locke EEC	Resurface Asphalt-Play Area/Pkg Lot	Q2-2014	\$644,000	\$667,897	3.71%	0.00%
Point Fermin ES	Classroom Air Conditioning	Q2-2014	\$778,400	\$826,761	6.21%	0.00%
Reseda HS	Science Room Renovation	Q2-2014	\$549,000	\$615,962	12.20%	0.00%
Revere MS	Provide Sanitary Building	Q2-2014	\$523,400	\$772,865	47.66%	0.00%
Los Angeles Academy MS	Plumbing	Q3-2014	\$1,334,000	\$1,402,714	5.15%	0.00%
<b>Total</b>			<b>\$55,647,807</b>	<b>\$67,887,012</b>	<b>21.99%</b>	<b>0 %</b>





**GRAND TOTAL**

<b>Summary Totals</b>	<b>Original Contract Amount</b>	<b>Final Contract Amount</b>	<b>Total Change Order %</b>	<b>User Change Order %</b>
Contracts Completed Prior to 2014	\$2,537,328,445	\$2,830,755,429	11.56%	1.80%
Contracts Completed from 2014 Forward	\$55,647,807	\$67,887,012	21.99%	0 %
<b>Grand Total</b>	<b>\$2,592,976,252</b>	<b>\$2,898,642,441</b>	<b>11.79%</b>	<b>1.76%</b>

Contracts include: Lump Sum, JOC, 17250 and 17406



**REPAIR & MODERNIZATION CHANGE ORDER RATES**

**GRAND TOTAL BY PROJECT TYPE**

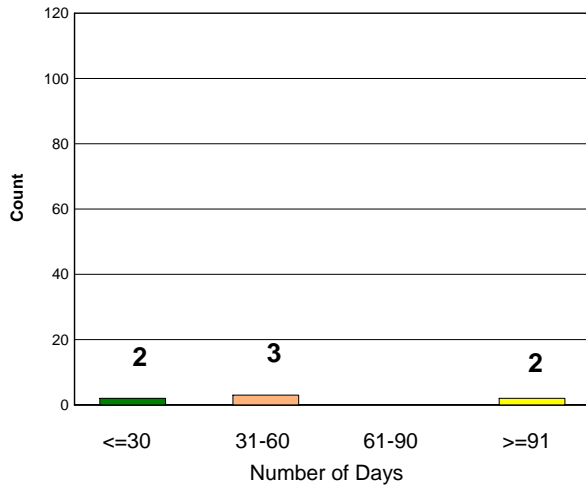
<b>Project Type</b>	<b>Original Contract Amount</b>	<b>Final Contract Amount</b>	<b>Total Change Order %</b>	<b>User Change Order %</b>
Adult & Career Education	\$30,445,000	\$34,100,403	12.01%	0.95%
Air Conditioning	\$279,663,979	\$323,920,934	15.83%	6.32%
Asbestos Abatement	\$23,785,783	\$23,783,102	-0.01%	1.81%
Athletic Facilities	\$60,538,781	\$71,155,599	17.54%	2.11%
Auditorium Renovations	\$16,391,914	\$22,027,969	34.38%	1.41%
Classroom Lighting	\$11,854,619	\$11,766,600	-0.74%	0.00%
Concrete Paving	\$7,899,573	\$7,876,930	-0.29%	0.06%
DSA Access Compliance	\$21,935,465	\$25,480,862	16.16%	0.72%
DSA Fire Alarm	\$307,884,831	\$366,103,307	18.91%	0.47%
Electrical / M&O Fire Alarm	\$12,329,143	\$13,562,631	10.00%	0.76%
Elevator Systems	\$8,085,523	\$8,488,833	4.99%	0.84%
Exterior Painting	\$45,200,309	\$48,134,811	6.49%	4.56%
Fire Damage Repair	\$198,000			0.00%
Floor Coverings	\$48,872,505	\$50,406,337	3.14%	0.43%
Food Services Modernization	\$53,972,368	\$60,100,903	11.35%	0.62%
Hazard Mitigation	\$58,845,477	\$60,197,086	2.30%	1.17%
HVAC	\$80,290,658	\$89,682,704	11.70%	0.42%
Interior Painting	\$35,746,570	\$36,479,641	2.05%	0.38%
Joint-Use Athletic Field/Outdoor Facility	\$14,122,284	\$16,548,586	17.18%	0.76%
Library Renovation	\$7,550,263	\$9,043,614	19.78%	0.21%
Lockers	\$2,307,893	\$2,437,711	5.62%	3.27%
Lunch Shelters	\$18,546,927	\$20,335,357	9.64%	0.95%
Modernizations	\$245,497,820	\$292,016,387	18.95%	1.12%
New / Upgrade Library (Core)	\$4,338,500	\$4,841,423	11.59%	0.00%
New Building "Existing Facilities"	\$30,468,756	\$36,271,194	19.04%	0.75%
Paving / Greening / Equipment	\$169,506,523	\$185,007,156	9.14%	1.90%
Plumbing / Irrigation	\$64,112,588	\$66,743,327	4.10%	1.07%
Portables	\$28,615,227	\$31,610,162	10.47%	0.52%
Qualified Zone Academy Bonds (QZAB)	\$18,419,510	\$21,753,903	18.10%	2.23%
Roofing	\$62,145,507	\$63,705,222	2.51%	0.32%
Safety & Technology	\$592,067,781	\$635,030,591	7.26%	1.37%
Security System / CCTV	\$2,446,900	\$2,800,565	14.45%	0.00%
Seismic Retrofit	\$98,182,704	\$111,669,537	13.74%	3.02%
Sheet Metal / Fencing	\$26,426,916	\$27,342,069	3.46%	0.53%
Small Learning Communities	\$35,821,455	\$42,029,605	17.33%	0.60%
Wall Systems	\$20,132,073	\$21,234,887	5.48%	1.85%
Year-Round Air Conditioning Auditorium	\$17,310,277	\$18,935,353	9.39%	0.45%
Year-Round Air Conditioning Gym	\$31,217,129	\$36,019,561	15.38%	0.85%
<b>Total</b>	<b>\$2,593,177,531</b>	<b>\$2,898,644,859</b>	<b>11.79%</b>	<b>1.76%</b>



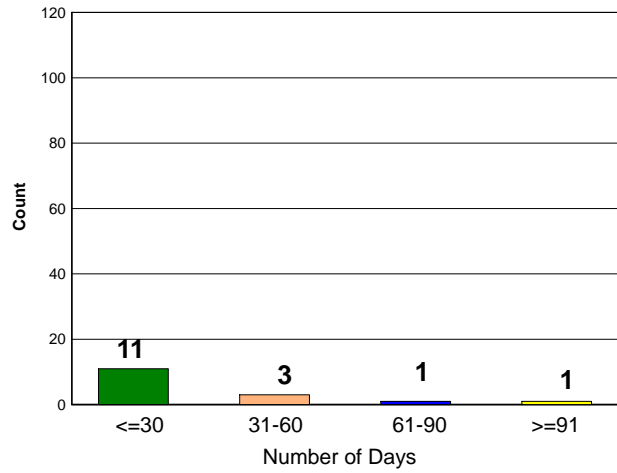
### CHANGE ORDER PROCESSING TIME

#### New Construction

Open Change Orders



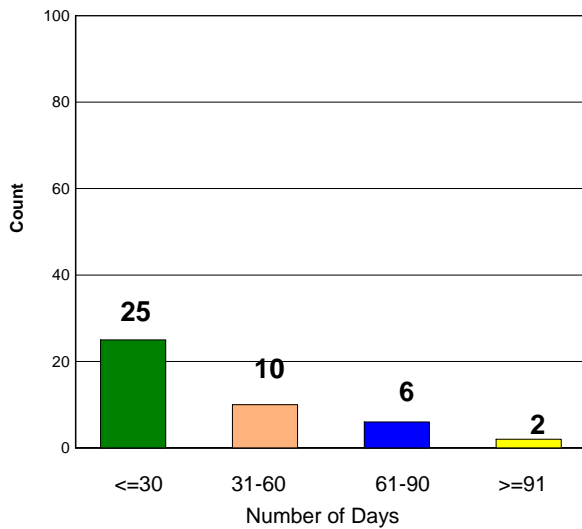
Approved from 7/16/14 to 8/15/14



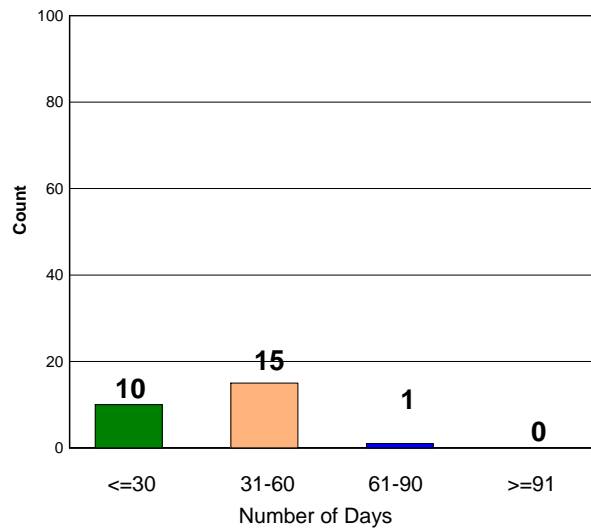
NC Total Approved for this period : **16**  
Average Number of Days: **33**

#### Repair & Modernization

Open Change Orders



Approved from 7/16/14 to 8/15/14



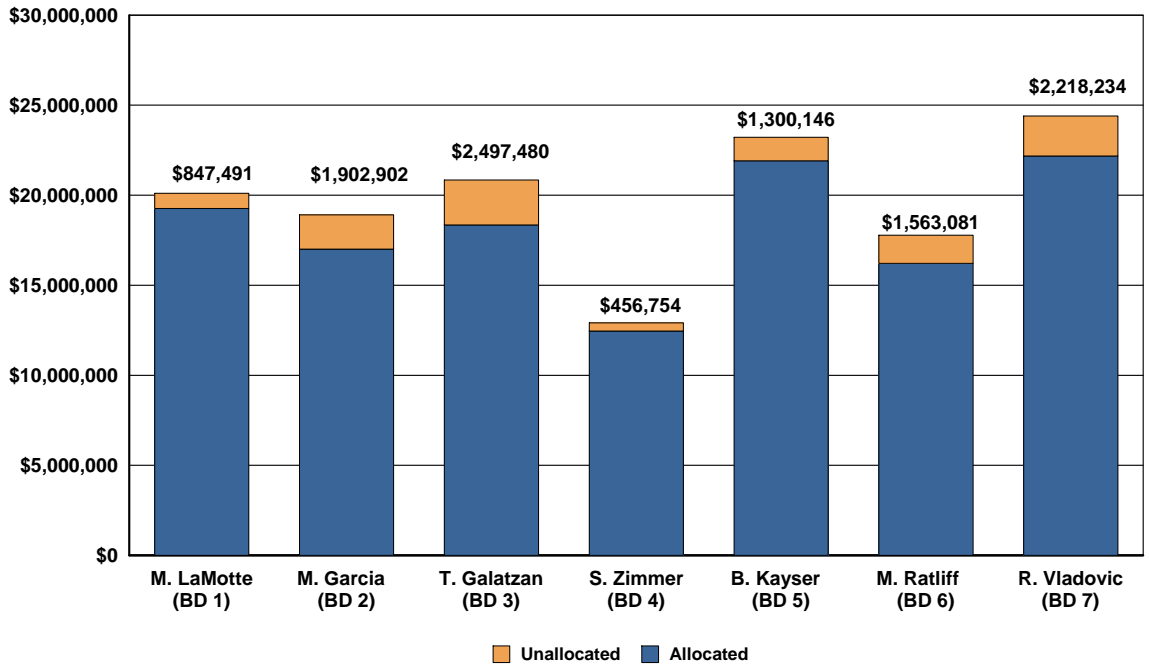
EF Total Approved for this period: **26**  
Average Number of Days: **35**

Data for Open Change Orders as of September 3, 2014

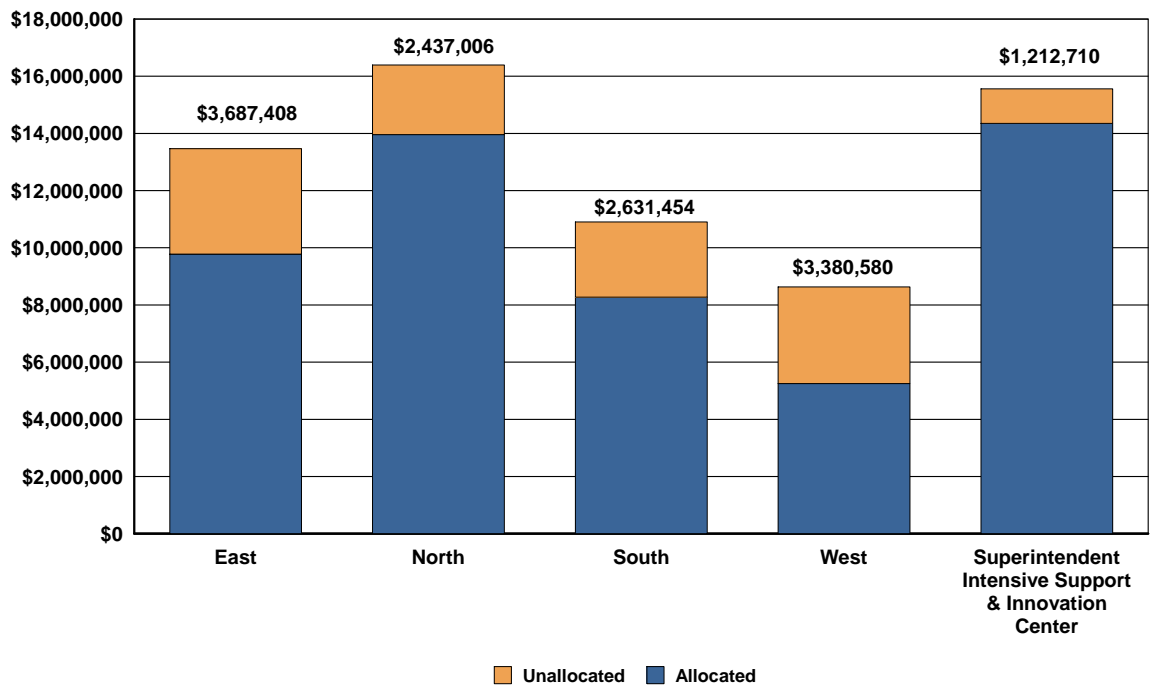


### UNALLOCATED BOND FUNDS

#### BOARD MEMBER DISCRETIONARY BOND FUNDS



#### EDUCATIONAL SERVICE CENTER ALTERATIONS & IMPROVEMENTS BOND FUNDS



Unallocated Bond Funds as of July 1, 2013

**FEDERAL STIMULUS BOND STATUS (BAB AND QSCB)**

<b>Local Bond Measure</b>	<b>Bond Type</b>	<b>Amount Issued*</b>	<b>Expenditures as of 8/15/14</b>	<b>% Expended</b>	<b>Remaining to Spend</b>
Measure K	Build America Bonds	\$199,898,054	\$162,582,857	81.33%	\$37,315,197
Measure R	Build America Bonds	\$840,218,663	\$792,265,395	94.29%	\$47,953,268
Measure Y	Build America Bonds	\$1,579,005,124	\$1,314,564,628	83.25%	\$264,440,495
Measure Y	Qualified School Construction Bond	\$608,594,112	\$608,594,112	100.00%	\$0
		<b>\$3,227,715,953</b>	<b>\$2,878,006,992</b>	<b>89.17%</b>	<b>\$349,708,961</b>

\*net cost of issuance

Between October 2009 and May 2010, LAUSD sold more than \$4 billion of Measure K, Measure R and Measure Y General Obligation Bonds (GO Bonds) in an effort to ensure the District could complete the current bond program as planned.

The GO Bonds included traditional tax exempt bonds as well as Build America Bonds (BABs) and Qualified School Construction Bonds (QSCBs). BABs are taxable municipal bonds that require the Federal government to pay State or local government issuers a payment equal to 35% of the interest payments on those bonds, which lowers the issuer's cost of borrowing. QSCBs provide Federal tax credits for bondholders in lieu of interest in order to reduce an issuer's cost of borrowing and must be spent within three years of issuance.

The table above shows the amount of BABs and QSCBs issued by LAUSD, how much has been spent and how much is remaining to spend.



## BOARD OF EDUCATION ACTIONS

### RECENT BOARD ACTIONS

Report #	Action Item	BOC Date	Board Date
N/A			12-Aug-14