



# FACILITIES SERVICES DIVISION

## *Consolidated Monthly Program Status Report*

*Prepared for  
Bond Oversight Committee  
February 2012*

*Data Through January 15, 2012*



## *Consolidated Monthly Program Status Report*

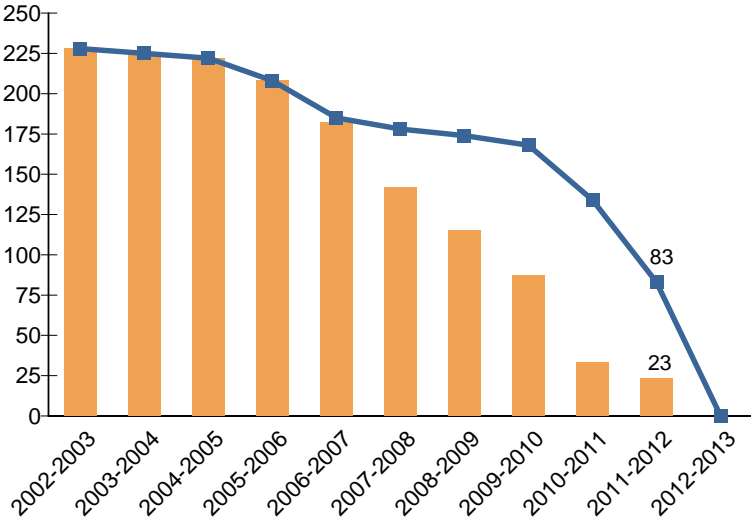
### TABLE OF CONTENTS

Program Goals	1
Key Deliverables	2
Capital Needs Assessment and Master Planning Effort	4
Monthly Progress	5
New Construction Change Order Rates	13
Repair & Modernization Change Order Rates	14
Change Order Processing Time	22
Unallocated Bond Funds	23
Federal Stimulus Bond Status (BAB and QSCB)	24
Board of Education Actions	25

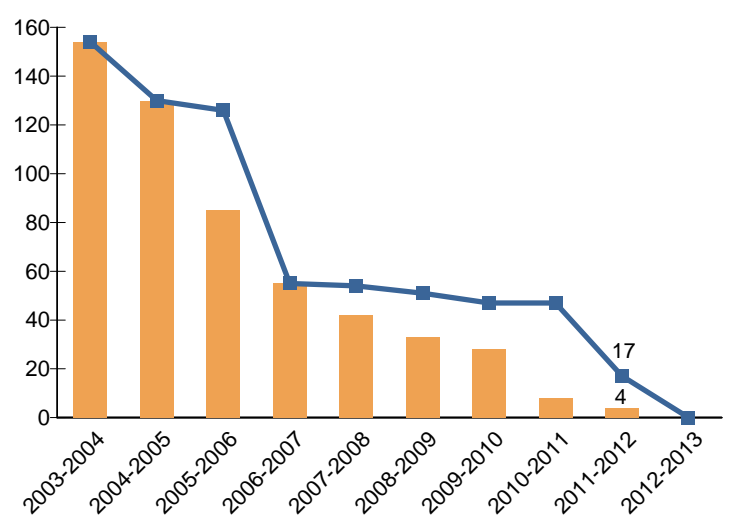


### PROGRAM GOALS

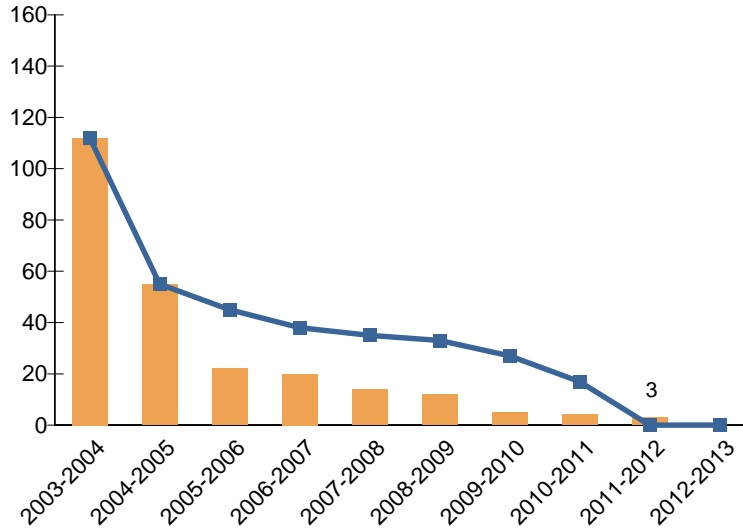
Schools on Multi-Track Calendar



Schools on Concept 6 Calendar



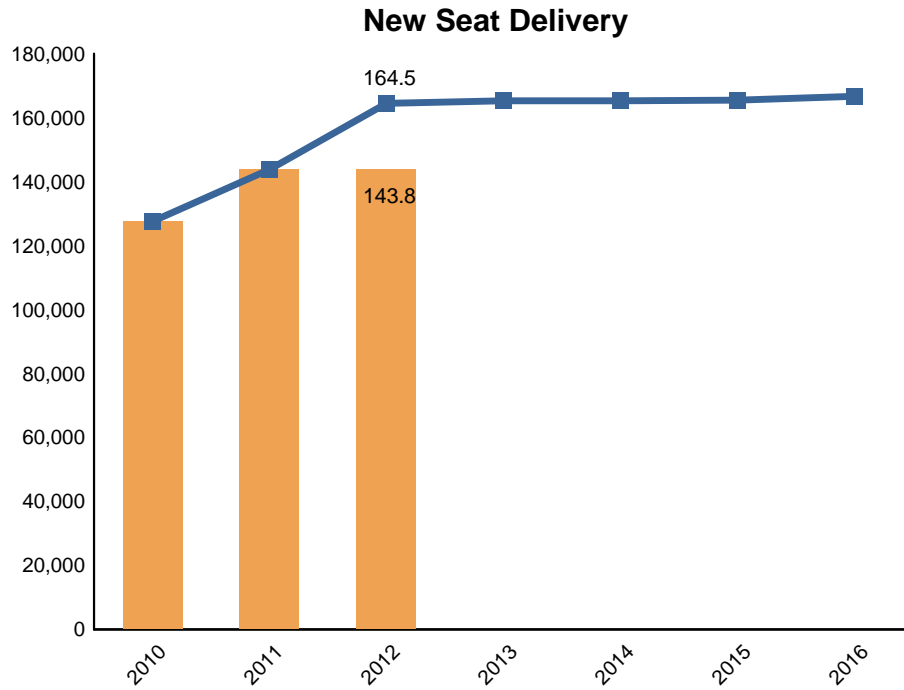
Schools with Involuntary Busing



— Baseline      — Actual



### KEY DELIVERABLES



### New Schools & Additions Opening in 2012

#### New Construction

Project Name	Substantial Completion
South LA Area New HS #3	Completed Q4-2011
Central Region EEC #2	Q1-2012
South Region HS #6	Q1-2012
Central Region Glassell Park EEC	Q2-2012
Central Region ES #22	Q2-2012
South Region Span K-8 #1	Q2-2012
South Region MS #3	Q2-2012
East LA Star Adult Education	Q2-2012
Valley Region Span K-8 #2	Q2-2012
South Region HS #15	Q2-2012
South Region ES #12	Q2-2012
South Region ES #11	Q2-2012
South Region ES #10	Q2-2012
South Region ES #9	Q2-2012
Valley Region Bellingham ES Addition	Q2-2012
South Region HS #12	Q2-2012
South Region HS #9	Q2-2012
South Region HS #7	Q2-2012
South Region ES #5	Q2-2012
Valley Region Span K-8 #1	Q2-2012

#### New Construction

Project Name	Substantial Completion
Central Region MacArthur Park ES Addition	Q3-2012
Central Region ES #21	Q3-2012
Harbor City ES Addition	Q3-2012
Valley Region ES #13	Q3-2012
135th St. ES Addition	Q3-2012

#### Capital Improvement Program Reserve (CIPR)

Project Name	Substantial Completion
Bell Education Center (Phase 2)	Q2-2012
East LA Star HS Academy	Q2-2012
Valley Region MS #3	Q3-2012

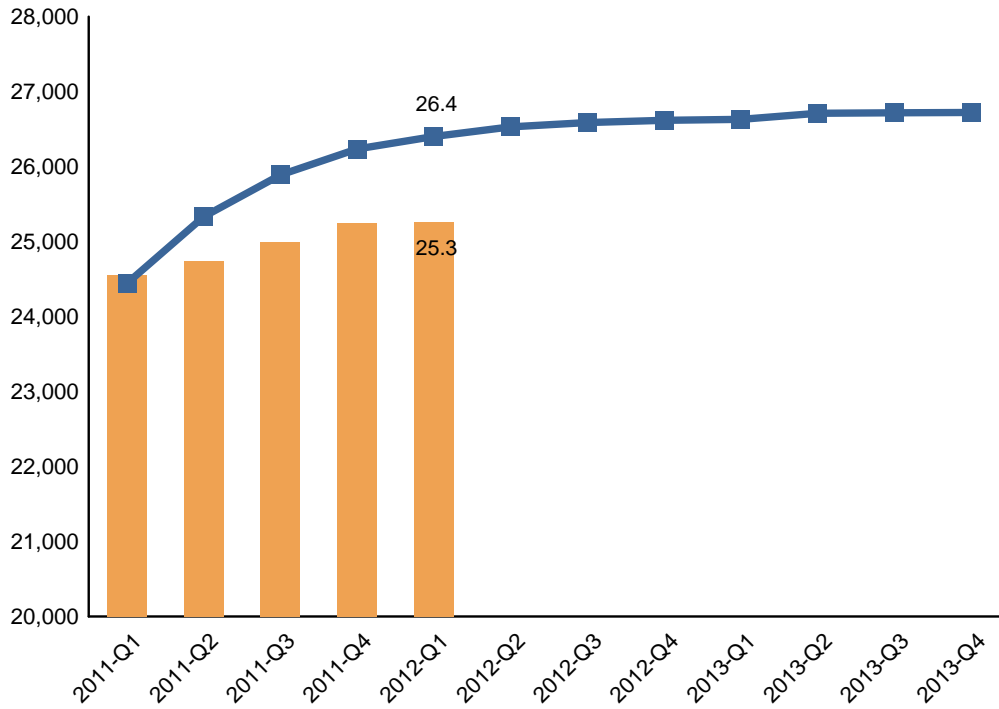


Actual data in the New Seat Delivery chart is adjusted at School Occupancy with additional data on Substantial Completion for projects opening in 2012 provided in the table above; Baseline is the 2011 Facilities Services Division Strategic Execution Plan

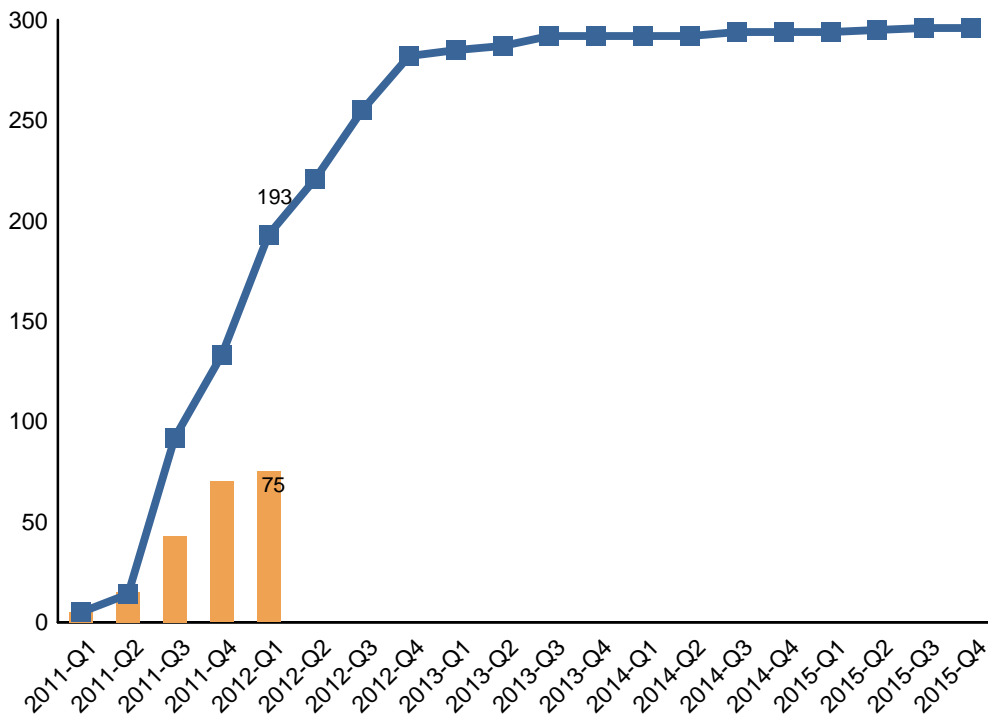


### KEY DELIVERABLES

#### Repair & Modernization Project Completion



#### CIPR Project Completion

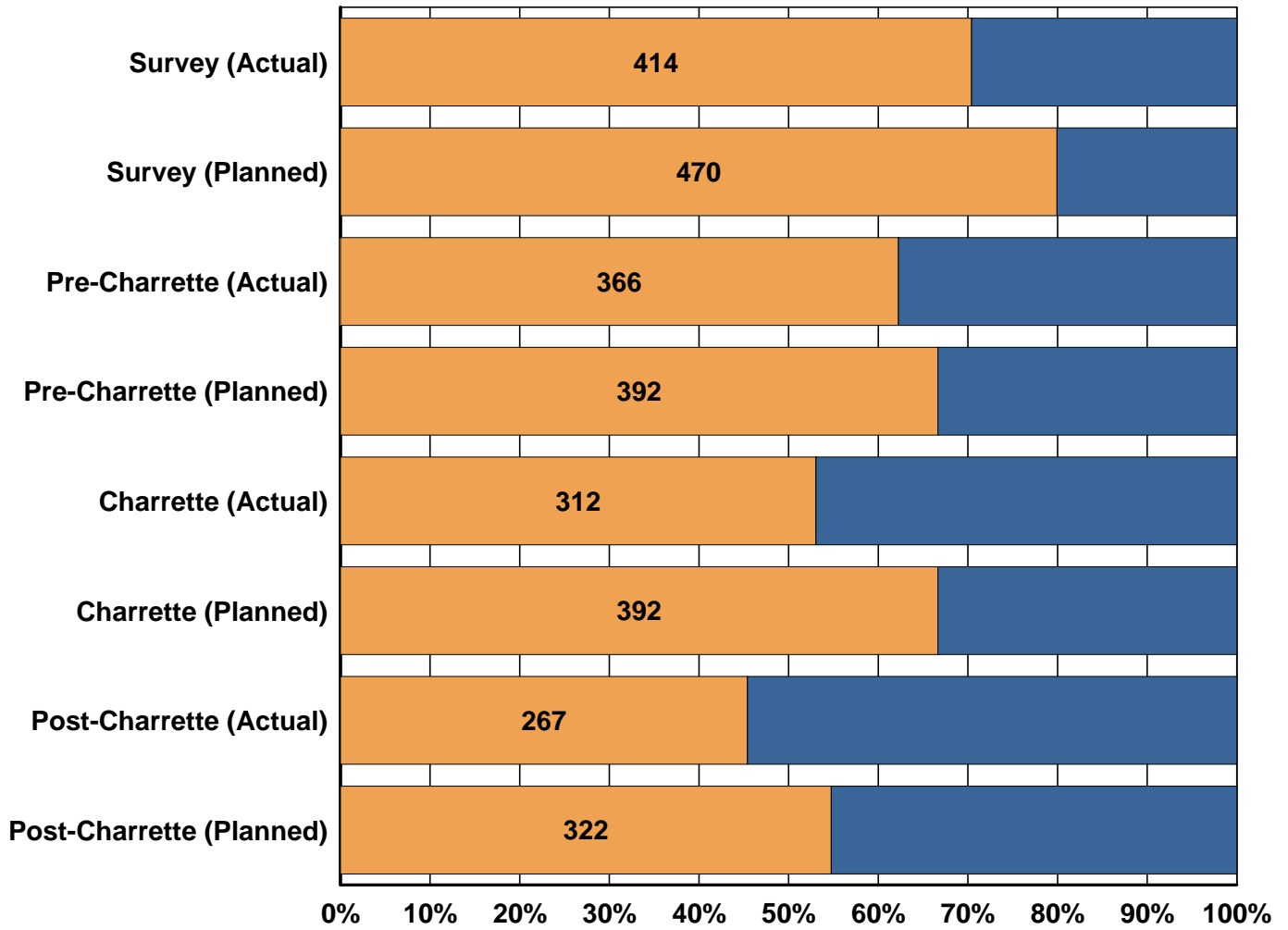


— Baseline      — Actual

Actual data in the charts above is adjusted at Substantial Completion; Baseline is the 2011 Facilities Services Division Strategic Execution Plan



### CAPITAL NEEDS ASSESSMENT AND MASTER PLANNING EFFORT



Progress shown for the Capital Needs Assessment & Master Planning Effort as of December 31, 2011



MONTHLY PROGRESS

NTP Design: New Construction

Project #	Project Name	Date
N/A		

NTP Design: Repair & Modernization

Project #	School Name	Project Description	Date
1ZAX7-1	Glenfeliz EEC	1 New Shade Shelter	16-Dec-11
8618S-2	Wilson HS	SLC Phase II	4-Jan-12

NTP Design: Capital Improvement Program Reserve (CIPR)

Project #	Project Name	Date
N/A		

DSA Approval: New Construction

Project #	Project Name	Date
23.10262	Gluck (Maclay) EEC - Shade Shelter	21-Dec-11
23.10263	Gluck (Maxwell) EEC - Shade Shelter	21-Dec-11
23.10259	Cleveland Infant Center - Shade Shelter	27-Dec-11
23.10268	Northridge EEC - Shade Shelter	27-Dec-11

DSA Approval: Repair & Modernization

Project #	School Name	Project Description	Date
1ZD22-1	Lomita Math/Science Magnet Sch	Provide Secure Entrance (03-113428)	20-Dec-11

DSA Approval: Capital Improvement Program Reserve (CIPR)

Project #	Project Name	Date
N/A		

NTP Construction: New Construction

Project #	Project Name	Date
N/A		



**NTP Construction: Repair & Modernization**

<b>Project #</b>	<b>School Name</b>	<b>Project Description</b>	<b>Date</b>
2Z141-1	Chatsworth HS	Irrigation Lines	16-Dec-11
1ZW81-1	Jordan HS	Joint Use School Based Clinic	16-Dec-11
1ZDI7-1	North Hollywood HS	Replace Boilers, Air Handlers, Controls/ Reciprocating Chiller	16-Dec-11
1Z594-1	37th St. EEC	Paint Building Exterior	19-Dec-11
1Z744-4	Burbank MS	Portable Bldg Demolition	19-Dec-11
1ZHK6-1	Carson HS	Seismic Retrofit - Gymnasium Bldg 012CAP	19-Dec-11
1ZZA3-1	Chatsworth HS	Purchase & Install Modular Building at Girls Softball Field	19-Dec-11
2Z099-1	Gage MS	New Marquee	19-Dec-11
1ZW80-1	Jefferson HS	Joint Use School Based Clinic	19-Dec-11
1ZST8-1	Kennedy ES	Non Air Conditioned Classrooms & MDF Room	19-Dec-11
1ZWS4-1	Ritter ES	Paint Interior of 27 Classrooms	19-Dec-11
2Z060-1	South East HS	P&I Cctv System Upgrades	19-Dec-11
1Z320-1	Telfair EEC	Paint Building Exterior	19-Dec-11
1ZUI7-1	Telfair Health Center	Mitigate Lead in Water	19-Dec-11
1ZSP8-1	10th St. ES	Non Air Conditioned Classrooms & MDF Room	20-Dec-11
1ZT72-1	Belmont HS	Wellness Center at Belmont High School	21-Dec-11
882Q1-1	Gates EEC	2 New Shade Shelters	22-Dec-11
1ZSR3-1	Plasencia ES	Non Air Conditioned Classrooms & MDF Room	22-Dec-11
1Z953-1	Muir MS	Fire Alarm System	23-Dec-11
769Q7-1	Muir MS	COPs Auditorium Air Conditioning	23-Dec-11
769Q7-2	Muir MS	COPs Gymnasium Air Conditioning	23-Dec-11
1Z304-1	San Pedro Community Adult Scho	Exterior Electrical Outlets	25-Dec-11
1ZSY5-1	Carnegie MS	Non Air Conditioned Classrooms & MDF Room	26-Dec-11
291Q2-1	Lassen ES	Provide Food Service Facility	27-Dec-11
1ZUT9-1	Park Western EEC	Mitigate Lead in Water	27-Dec-11
609Q3-1	State EEC	New Shade Shelter(s)	27-Dec-11
1Z595-1	36th St. EEC	Re-Roof Entire Building	28-Dec-11
1ZSG2-1	Trinity ES	Remove Existing Stairs & Install Handicap Ramp in Main Bldg	28-Dec-11
1ZUM5-1	Monte Vista EEC	Mitigate Lead in Water	2-Jan-12
1Z206-1	Logan EEC	Replace Carpeting	3-Jan-12
2Z173-1	74th St. ES	Install Smartboards	4-Jan-12
2Z172-1	Canfield ES	Install Ipads	4-Jan-12
2Z148-1	Downtown Magnets HS: Downtown	Install Door Buzzer & Camera	4-Jan-12





**NTP Construction: Repair & Modernization**

<b>Project #</b>	<b>School Name</b>	<b>Project Description</b>	<b>Date</b>
2Z278-1	Harvard ES	Remove Decomposed Granite & Pave Walkway	4-Jan-12
1ZNK8-1	Panorama HS	P&I New Pa System In Football Stadium	4-Jan-12
1ZZY4-1	Shenandoah ES	Security Upgrades	4-Jan-12
2Z028-1	Willenberg Special Education C	Install Fence & Gate With Hardware	4-Jan-12
1ZSV1-1	Huntington Park HS	Non Air Conditioned Classrooms & MDF Room	6-Jan-12
1ZUP5-1	Murchison EEC	Mitigate Lead in Water	9-Jan-12
1ZH20-1	Taft HS	Lighting Control Board Installation	9-Jan-12
1ZWV7-1	Canterbury ES	Mitigate Lead in Water	10-Jan-12
1ZWV3-1	Limerick ES	Mitigate Lead in Water	10-Jan-12
P3172-2	Hooper ES	COPs - Auditorium	12-Jan-12
583Q4-2	Vine EEC	ADA Portion Modernization	13-Jan-12



**NTP Construction: Capital Improvement Program Reserve (CIPR)**

<b>Project #</b>	<b>Project Name</b>	<b>Date</b>
23.10175	Fairfax HS - Facelift	16-Dec-11
23.10205	White MS - Facelift	16-Dec-11
23.10163	Westside Leadership K-8 Magnet School - Facelift	17-Dec-11
23.10207	Foshay Learning Center - Facelift	19-Dec-11
23.09974	Taft HS - Photovoltaic Installation	19-Dec-11
23.09976	Venice HS - Photovoltaic Installation	19-Dec-11
23.09977	Washington Preparatory HS - Photovoltaic Installation	19-Dec-11
23.10058	Cohasset ES - Auditorium Renovation	20-Dec-11
33.08091	Garfield HS Renovation	20-Dec-11
23.10165	Dorsey HS - Facelift	21-Dec-11
23.10133	Kennedy HS - Facelift	27-Dec-11
23.10234	Willenberg Special Education Center - Facelift	27-Dec-11
23.09969	Grant HS - Photovoltaic Installation	2-Jan-12
23.09978	Westchester HS - Photovoltaic Installation	2-Jan-12
23.10167	Cochran MS - Facelift	3-Jan-12
23.10217	Banneker Special Education Center - Facelift	4-Jan-12
23.10131	Pacoima MS - Facelift	5-Jan-12
23.10190	Hollywood HS - Facelift	10-Jan-12
23.10132	Monroe HS - Facelift	10-Jan-12
23.10183	Virgil MS - Facelift	11-Jan-12
23.10208	Fleming MS - Facelift	12-Jan-12

**Substantial Completion: New Construction**

<b>Project #</b>	<b>Project Name</b>	<b>Date</b>
N/A		



**Substantial Completion: Repair & Modernization**

<b>Project #</b>	<b>School Name</b>	<b>Project Description</b>	<b>Date</b>
2Z004-1	61st St. ES	Main Yard Benches	16-Dec-11
2Z003-1	Bethune MS	Stage Benches	16-Dec-11
1ZU02-1	Brooklyn EEC	Mitigate Lead in Water	16-Dec-11
861Q0-1	Fishburn ES	Replace HVAC	16-Dec-11
8650S-2	Fremont HS	SLC Facilities Upgrades - (Phase 1) Outdoor Spaces, Visual Identity	16-Dec-11
382Q8-1	Gage MS	Upgrade Fire Alarm & Comply with Associated State Requirements	16-Dec-11
114Q3-1	Gledhill EEC	New Shade Shelters (5)	16-Dec-11
1ZUP9-1	Roosevelt Infant Center	Mitigate Lead in Water	16-Dec-11
1ZUN9-1	Belvedere EEC	Mitigate Lead in Water	19-Dec-11
1ZWZ4-1	Bright ES	Mitigate Lead in Water	19-Dec-11
1ZUL1-1	Cruz EEC	Mitigate Lead in Water	19-Dec-11
1ZU08-1	Gates EEC	Mitigate Lead in Water	19-Dec-11
1ZUP1-1	Hooper EEC	Mitigate Lead in Water	19-Dec-11
1ZUP4-1	Maple PC	Mitigate Lead in Water	19-Dec-11
1ZUM9-1	Rosewood EEC	Mitigate Lead in Water	19-Dec-11
1ZUK4-1	Shenandoah EEC	Mitigate Lead in Water	19-Dec-11
1ZUN2-1	Vine EEC	Mitigate Lead in Water	19-Dec-11
1ZUQ3-1	Wadsworth EEC	Mitigate Lead in Water	19-Dec-11
1ZAA3-1	Belvedere EEC	Fire Alarm System	20-Dec-11
231Q1-1	Pacoima EEC	New Playground Equipment	20-Dec-11
1ZX13-1	San Pedro HS	Furniture	20-Dec-11
1ZYE1-1	Sheridan ES	Demolish/Remove Portable	20-Dec-11
1ZSN6-1	Pacoima MS	Non Air Conditioned Classrooms & MDF Room	23-Dec-11
1ZTG2-1	Budlong ES	Mitigate Lead in Water	24-Dec-11
1ZXU4-1	Carson HS	Provide Additional Parking With Fencing	27-Dec-11
1ZAF4-1	Independence Continuation HS	Fire Alarm System	27-Dec-11
1ZEG1-1	Carson HS	Fire Alarm System	28-Dec-11
671Q1-1	Carson HS	Renovate Building	28-Dec-11
1ZAD4-1	Eagle Tree Continuation HS	Fire Alarm System	28-Dec-11
1ZAF7-1	Lanternman Special Education HS	Fire Alarm System	28-Dec-11
1ZQP1-1	Bell HS	Asphalt Paving Repair & Resealing	29-Dec-11
1ZYA8-1	Germain ES	Demolish/Remove Portable	29-Dec-11
1ZSP9-1	Alexandria ES	Non Air Conditioned Classrooms & MDF Room	30-Dec-11



**Substantial Completion: Repair & Modernization**

<b>Project #</b>	<b>School Name</b>	<b>Project Description</b>	<b>Date</b>
1ZSY4-1	Barton Hill ES	Non Air Conditioned Classrooms & MDF Room	30-Dec-11
1Z504-1	Belvedere EEC	Repair/Replace Built-In Cabinets Or Countertops	30-Dec-11
1Z237-1	Bridge EEC	Repair/ Replace Built-In Cabinets or Countertops	30-Dec-11
1Z232-1	Eastman EEC	Repair/Replace Built-In Cabinets Or Countertops	30-Dec-11
1Z394-1	Hyde Park EEC	Add or Replace Markerboards	30-Dec-11
1Z473-1	Roberti EEC	Add Interior Lighting in Office	30-Dec-11
8080P-1	Sun Valley HS	Access Compliance	30-Dec-11
1Z403-1	24th St. EEC	Repair/ Replace Built-In Cabinets or Countertops	31-Dec-11
325Q6-3	28th St. ES	ADA Access Repairs	31-Dec-11
906Q2-3	54th St. ES	ADA Access Repairs	31-Dec-11
969Q5-3	Beckford ES	ADA Access Repairs	31-Dec-11
834Q7-3	Brooklyn ES	ADA Access Repairs	31-Dec-11
788Q8-3	Chatsworth Park ES	ADA Access Repairs	31-Dec-11
993Q7-3	El Sereno MS	ADA Access Repairs	31-Dec-11
626Q5-3	Fleming MS	ADA Access Repairs	31-Dec-11
726Q3-3	Flournoy ES	ADA Access Repairs	31-Dec-11
342Q5-3	Graham ES	ADA Access Repairs	31-Dec-11
373Q4-4	Harrison ES	ADA Access Repairs	31-Dec-11
191Q5-3	Hollenbeck MS	ADA Access Repairs	31-Dec-11
1ZK96-1	Hooper EEC	Modernization (Fence, Blinds, Counter Top & Flooring)	31-Dec-11
1ZUP2-1	Hooper PC	Mitigate Lead in Water	31-Dec-11
1Z175-1	Hyde Park EEC	Repair/Replace Built-In Cabinets or Countertops	31-Dec-11
938Q4-5	Maclay MS	ADA Access Repairs	31-Dec-11
132Q1-3	Monroe HS	ADA Access Repairs	31-Dec-11
786Q5-3	Normandie ES	ADA Access Repairs	31-Dec-11
228Q1-3	Pinewood ES	ADA Access Repairs	31-Dec-11
1ZH57-1	Pio Pico MS	Replace Door in Nurse's Office Restroom	31-Dec-11
1Z169-1	Queen Anne EEC	Repair/Replace Built-In Cabinets Or Countertops	31-Dec-11
1Z375-1	Queen Anne EEC	Replace Damaged Ceiling Tile	31-Dec-11
889Q0-3	Stanford ES	ADA Access Repairs	31-Dec-11
1ZTF3-1	Albion ES	Mitigate Lead in Water	1-Jan-12
1Z354-1	Crescent Heights EEC	Exterior Security Lighting/Electrical Outlets	1-Jan-12
811Q0-1	Hobart ES	Upgrade Fire Alarm & Comply with Associated State Requirements	5-Jan-12



**Substantial Completion: Repair & Modernization**

<b>Project #</b>	<b>School Name</b>	<b>Project Description</b>	<b>Date</b>
1ZSN3-1	Mount Lukens Continuation HS	Non Air Conditioned Classrooms & MDF Room	5-Jan-12
224Q1-1	Reed MS	Upgrade Fire Alarm & Comply with Associated State Requirements	5-Jan-12
2Z174-1	32nd St./USC Performing Arts M	Install Laptops	6-Jan-12
2Z172-1	Canfield ES	Install Ipads	6-Jan-12
1ZEF2-1	El Camino Real HS	Replace Fire Alarm	6-Jan-12
963Q2-1	Hubbard ES	Upgrade Fire Alarm & Comply with Associated State Requirements	6-Jan-12
1ZEF3-1	Leonis Continuation HS	Fire Alarm System	6-Jan-12
1ZSN4-1	North Hollywood-Polytechnic Co	Non Air Conditioned Classrooms & MDF Room	6-Jan-12
1ZZY4-1	Shenandoah ES	Security Upgrades	6-Jan-12
2Z028-1	Willenberg Special Education C	Install Fence & Gate with Hardware	6-Jan-12
1ZUL5-1	Hollywood PC	Mitigate Lead in Water	7-Jan-12
1ZYR2-1	Darby ES	Repair Arcades & Lunch Shelters	9-Jan-12
977Q9-1	Fair EEC	3 New Shade Shelters	9-Jan-12
1ZEE3-1	Los Angeles HS	Fire Alarm System	9-Jan-12
1ZUI4-1	San Fernando EEC	Mitigate Lead in Water	9-Jan-12
P3172-2	Hooper ES	COPs - Auditorium	12-Jan-12

**Substantial Completion: Capital Improvement Program Reserve (CIPR)**

<b>Project #</b>	<b>Project Name</b>	<b>Date</b>
56.40100	Balboa Magnet ES - Retaining Wall	22-Dec-11
23.10155	Burroughs MS - Facelift	28-Dec-11
23.10120	Birmingham Community Charter HS - Facelift	30-Dec-11
23.10116	Olive Vista MS - Facelift	30-Dec-11
23.10148	Holmes MS - Facelift	5-Jan-12
23.10115	Henry MS - Facelift	6-Jan-12
56.40104	Chatsworth HS - Gym Renovation	9-Jan-12
23.10032	Belmont HS - Facelift	11-Jan-12
23.10055	Cantara ES - Soccer Field	11-Jan-12

**DSA Certification: New Construction**

<b>Project #</b>	<b>Project Name</b>	<b>Date</b>
N/A		



**DSA Certification: Repair & Modernization**

Project #	School Name	Project Description	Date
433Q1-1	Holmes EEC	New Shade Shelter(s)	21-Dec-11

**DSA Certification: Capital Improvement Program Reserve (CIPR)**

Project #	Project Name	Date
N/A		



## NEW CONSTRUCTION CHANGE ORDER RATES

### PROJECTS COMPLETED PRIOR TO 2011

Total Number of Projects Completed Prior to 2011		Seats	Original Contract Amount	Final Contract Amount	Total Change Order %	User Change Order %
Renovation	4	1,841	\$71,185,500	\$90,037,132	26.48%	2.69%
All Other Projects	216	112,756	\$3,611,782,701	\$3,875,408,883	7.30%	0.38%
<b>Total</b>	<b>220 Projects</b>	<b>114,597</b>	<b>\$3,682,968,201</b>	<b>\$3,965,446,015</b>	<b>7.67%</b>	<b>0.43%</b>

### PROJECTS COMPLETED FROM 2011 FORWARD

Project Name	Seats	Date Complete	Original Contract Amount	Final Contract Amount	Total Change Order %	User Change Order %
Valley Region Blythe ES Addition	400	2011-Q1	\$5,648,000	\$6,852,014	21.32%	13.37%
Valley Region HS #4	1,215	2011-Q1	\$76,623,750	\$82,598,635	7.80%	0.36%
Valley Region HS #9	810	2011-Q2	\$48,379,800	\$50,853,421	5.11%	0.29%
Central Region MS #7	1,350	2011-Q2	\$81,149,250	\$82,822,426	2.06%	0.01%
South Region HS #2	2,025	2011-Q2	\$95,571,087	\$98,333,501	2.89%	0.00%
Central Region HS #16	2,025	2011-Q2	\$94,676,344	\$98,600,168	4.14%	0.68%
South Region ES #6	950	2011-Q2	\$28,201,885	\$29,915,585	6.08%	2.11%
Central Region ES #14	875	2011-Q3	\$29,378,042	\$34,478,253	17.36%	8.10%
South Region HS #4	1,809	2011-Q3	\$110,775,000	\$111,076,366	0.27%	0.00%
Central Region HS #13	2,295	2011-Q3	\$122,173,800	\$134,683,620	10.24%	7.34%
South LA Area New HS #3	2,025	2011-Q4	\$86,299,500	\$89,409,063	3.60%	0.28%
<b>Total</b>	<b>11 Projects</b>		<b>\$778,876,458</b>	<b>\$819,623,051</b>	<b>5.23%</b>	<b>1.80%</b>

- (i) New this month
- (ii) Included with another project

### GRAND TOTAL

Summary Totals		Seats	Original Contract Amount	Final Contract Amount	Total Change Order %	User Change Order %
Renovation	4 Projects	1,841	\$71,185,500	\$90,037,132	26.48%	2.69%
All Other Projects	227 Projects	128,535	\$4,390,659,159	\$4,695,031,934	6.93%	0.63%
<b>Grand Total</b>	<b>231 Projects</b>	<b>130,376</b>	<b>\$4,461,844,659</b>	<b>\$4,785,069,066</b>	<b>7.24%</b>	<b>0.67%</b>



**REPAIR & MODERNIZATION CHANGE ORDER RATES**

**FORMAL CONTRACTS COMPLETED PRIOR TO 2011**

	<b>Original Contract Amount</b>	<b>Final Contract Amount</b>	<b>Total Change Order %</b>	<b>User Change Order %</b>
<b>Total</b>	<b>\$2,184,557,151</b>	<b>\$2,409,860,396</b>	<b>10.31%</b>	<b>1.99%</b>

**FORMAL CONTRACTS COMPLETED FROM 2011 FORWARD**

<b>School Name</b>	<b>Project Description</b>	<b>Date Complete</b>	<b>Original Contract Amount</b>	<b>Final Contract Amount</b>	<b>Total Change Order %</b>	<b>User Change Order %</b>
Banning HS	Remove / Replace Roof	Q1-2011	\$548,000	\$681,868	24.43%	24.43%
Beckford ES	Reroof Mansards	Q1-2011	\$421,900	\$436,729	3.51%	0.00%
Cabrillo ES	Fire Alarm System	Q1-2011	\$353,000	\$378,052	7.10%	0.00%
Century Park ES	Upgrade Fire Alarm & Comply with Associated State Requirements	Q1-2011	\$444,000	\$455,584	2.61%	0.00%
Chase ES	Exterior Painting for Entire Campus	Q1-2011	\$54,200	\$54,200	0.00%	0.00%
Cimarron ES / Clay MS	Fire Alarm (Bundling Effort)	Q1-2011	\$1,620,000	\$2,076,309	28.17%	0.00%
Dorsey HS	Small Learning Communities Facilities Upgrade (Phase I)	Q1-2011	\$385,441	\$441,721	14.60%	0.00%
Elizabeth Learning Center	Science Lab Renovation	Q1-2011	\$329,000	\$344,656	4.76%	0.00%
Franklin HS	Grandstand & ADA Compliance	Q1-2011	\$1,189,000	\$2,044,909	71.99%	0.00%
Grant HS	Small Learning Communities Facilities Upgrade (Phase I)	Q1-2011	\$862,000	\$974,884	13.10%	0.76%
Grape ES	Upgrade Fire Alarm & Comply with Associated State Requirements	Q1-2011	\$346,700	\$375,899	8.42%	0.00%
Independence ES	Fire Alarm System	Q1-2011	\$495,000	\$508,561	2.74%	0.00%
Latona ES	Fire Alarm; New Multi-Purpose and Classroom Buildings	Q1-2011	\$3,863,000	\$4,392,750	13.71%	0.00%
Limerick ES	New Library Building - Phase II	Q1-2011	\$1,249,000	\$1,345,436	7.72%	0.00%
Lockwood ES	Upgrade Fire Alarm & Comply with Associated State Requirements	Q1-2011	\$446,000	\$500,571	12.24%	0.00%
Los Angeles Center for Enriched Studies	Modernization - Elevator	Q1-2011	\$378,000	\$389,080	2.93%	0.00%
Madison MS	Repair & Replace Folding Bleachers	Q1-2011	\$248,600	\$293,910	18.23%	0.00%
Pomelo ES	Exterior Paint; Interior Paint	Q1-2011	\$96,000	\$96,000	0.00%	0.00%
Reseda HS / Sherman Oaks Center for Enriched Studies	Science Lab Renovation	Q1-2011	\$565,000	\$761,190	34.72%	0.00%
San Miguel ES	Exterior Paint; Interior Paint	Q1-2011	\$139,000	\$139,000	0.00%	0.00%
South Gate HS	Remove / Replace Folding Bleachers	Q1-2011	\$406,000	\$437,910	7.86%	0.00%





**FORMAL CONTRACTS COMPLETED FROM 2011 FORWARD**

School Name	Project Description	Date Complete	Original Contract Amount	Final Contract Amount	Total Change Order %	User Change Order %
Sylmar HS	Science Lab Renovation	Q1-2011	\$645,000	\$731,849	13.46%	0.30%
Van Nuys HS	Remove / Replace Roofing, Gutters, & Downspouts	Q1-2011	\$178,835	\$188,488	5.40%	0.00%
Verdugo Hills HS	Repair / Replace Grandstands	Q1-2011	\$948,000	\$1,079,635	13.89%	0.00%
66th St. ES	Fire Alarm System	Q2-2011	\$648,495	\$686,691	5.89%	0.00%
Audubon MS	Fire Alarm (Bundling Effort)	Q2-2011	\$1,772,000	\$2,609,641	47.27%	0.00%
Banning HS	Small Learning Communities Facilities Upgrade (Phase I)	Q2-2011	\$489,000	\$608,173	24.37%	4.17%
Belvedere MS	Gym Access Compliance / Bleacher Replacement / Fire Alarm	Q2-2011	\$808,000	\$1,163,580	44.01%	-1.00%
Burbank MS	Replace HVAC	Q2-2011	\$1,791,000	\$2,169,331	21.12%	2.90%
Carson HS	Science Lab Renovation	Q2-2011	\$200,000	\$246,655	23.33%	0.00%
Cleveland HS	Repair / Replace Grandstands; Softball Field	Q2-2011	\$1,397,000	\$2,612,241	86.99%	4.58%
Fishburn ES	Upgrade Fire Alarm & Comply with Associated State Requirements and Upgrade Elevator Controller to Meet DSA Requirement	Q2-2011	\$390,000	\$411,795	5.59%	0.00%
Florence ES	Exterior Painting & Refinish	Q2-2011	\$69,900	\$69,900	0.00%	0.00%
Granada Hills Charter HS	New Air-Conditioning	Q2-2011	\$747,000	\$834,353	11.69%	0.00%
Irving MS / Virgil MS	Seismic Retrofit-Shop; Seismic Retrofit-Gym	Q2-2011	\$1,810,000	\$1,810,000	0.00%	0.00%
Jefferson HS	Seismic Retrofit - Industrial Arts	Q2-2011	\$750,000	\$656,722	-12.44%	0.00%
Lankershim ES	Upgrade Fire Alarm & Comply with Associated State Requirements	Q2-2011	\$386,900	\$477,626	23.45%	3.42%
Lokrantz Special Education Center	Fire Alarm System	Q2-2011	\$535,000	\$541,978	1.30%	0.00%
Napa ES	Exterior Paint; Interior Paint	Q2-2011	\$88,950	\$88,950	0.00%	0.00%
Panorama HS	New Sanitary Building	Q2-2011	\$412,000	\$625,929	51.92%	0.00%
President ES	Fire Alarm System	Q2-2011	\$415,000	\$415,000	0.00%	0.00%
State ES	Upgrade Fire Alarm & Comply with Associated State Requirements	Q2-2011	\$595,000	\$759,071	27.58%	0.30%
Tulsa ES	Roofing / Gutters / Downspouts	Q2-2011	\$262,315	\$262,315	0.00%	0.00%
Western ES	Exterior Painting & Refinish	Q2-2011	\$78,999	\$78,999	0.00%	0.00%
Wilson HS	Slope Repair; Tennis Court Repair	Q2-2011	\$819,000	\$849,000	3.66%	0.00%
Woodland Hills ES	Office Modernization	Q2-2011	\$468,400	\$582,298	24.32%	0.00%



**FORMAL CONTRACTS COMPLETED FROM 2011 FORWARD**

School Name	Project Description	Date Complete	Original Contract Amount	Final Contract Amount	Total Change Order %	User Change Order %
Youth Services: Valley Field Office	Replace Deteriorated Roofing	Q2-2011	\$559,323	\$562,788	0.62%	0.00%
118th St. ES / 107th St. ES	Remove & Replace Heating Unit	Q3-2011	\$499,840	\$660,627	32.17%	0.00%
59th St. ES	Fire Alarm System	Q3-2011	\$425,000	\$609,045	43.30%	5.34%
68th St. ES	Replace Fire Alarm	Q3-2011	\$498,000	\$534,119	7.25%	0.00%
Alexandria ES	16 New A/C Units in Four 2-Story Buildings; 37 New Wall Mounts/20 New Roof Fixtures; Upgrade Fire Alarm & Comply with Associated State Requirements	Q3-2011	\$2,180,000	\$2,604,341	19.47%	3.73%
Angeles Mesa ES	Upgrade Fire Alarm & Comply with Associated State Requirements	Q3-2011	\$422,000	\$438,489	3.91%	0.00%
Bandini ES	Fire Alarm System	Q3-2011	\$497,600	\$574,249	15.40%	0.00%
Banning HS	Repair and Upgrade Athletic Fields	Q3-2011	\$4,345,000	\$5,282,613	21.58%	0.00%
Barrett ES	Upgrade Fire Alarm & Comply with Associated State Requirements	Q3-2011	\$458,000	\$601,190	31.26%	0.00%
Belmont HS	Renovate Existing Athletic Field	Q3-2011	\$2,345,800	\$2,583,450	10.13%	0.00%
Bethune MS	A/C: Redesign of Administration/Shop Buildings; A/C: Auditorium/Gym	Q3-2011	\$1,045,000	\$1,542,722	47.63%	4.21%
Bradley Environmental Science/Humanities Magnet	Fire Alarm System	Q3-2011	\$424,000	\$453,502	6.96%	0.00%
Calvert ES	Community School Park	Q3-2011	\$387,000	\$487,100	25.87%	0.00%
Canoga Park ES	Remove & Replace Roofing and Gutters	Q3-2011	\$420,000	\$426,693	1.59%	0.00%
Carnegie MS / Fleming MS	Fire Alarm (Bundling Effort)	Q3-2011	\$2,888,000	\$3,480,603	20.52%	0.00%
Carver MS	Access Compliance (Bundling Effort); Install Artificial Turf - Soccer Field; Install Field Lighting/Sanitary Building	Q3-2011	\$1,750,000	\$2,116,600	20.95%	0.00%
Castelar ES	Upgrade Fire Alarm & Comply with Associated State Requirements; Renovate Library	Q3-2011	\$3,650,000	\$4,942,395	35.41%	0.43%
Chatsworth HS	Exterior Painting & Refinish	Q3-2011	\$239,000	\$278,829	16.66%	0.00%
Chatsworth HS / Stoney Point Continuation HS	Fire Alarm System	Q3-2011	\$1,630,000	\$1,836,844	12.69%	0.00%
Cleveland HS	Exterior Painting & Refinish	Q3-2011	\$159,770	\$159,770	0.00%	0.00%
Del Amo ES	Lunch Shelter	Q3-2011	\$238,000	\$247,763	4.10%	-2.37%
Edison MS	Upgrade Fire Alarm & Comply with Associated State Requirements	Q3-2011	\$1,068,900	\$1,011,998	-5.32%	0.00%
El Camino Real HS / Gardena HS	Seismic Retrofit: Physical Education Building; Seismic Retrofit: Administration Building	Q3-2011	\$2,791,000	\$2,791,000	0.00%	0.00%



**FORMAL CONTRACTS COMPLETED FROM 2011 FORWARD**

School Name	Project Description	Date Complete	Original Contract Amount	Final Contract Amount	Total Change Order %	User Change Order %
El Sereno MS	Fire Alarm System; Modernization; Playground Resurfacing	Q3-2011	\$4,298,000	\$4,858,828	13.05%	0.00%
Erwin ES	Library Modernization	Q3-2011	\$563,500	\$568,234	0.84%	0.00%
Eshelman ES	Upgrade Fire Alarm & Comply with Associated State Requirements	Q3-2011	\$478,500	\$524,266	9.56%	1.33%
Farmdale ES	Fire Alarm (Bundling Effort)	Q3-2011	\$391,006	\$488,625	24.97%	0.00%
Farmdale ES	New Sanitary Building	Q3-2011	\$118,125	\$187,514	58.74%	0.00%
Figueroa ES	Upgrade Fire Alarm & Comply with Associated State Requirements	Q3-2011	\$411,000	\$415,190	1.02%	0.00%
Figueroa ES	HVAC Installation	Q3-2011	\$197,000	\$203,324	3.21%	0.00%
Fremont HS	Air-Conditioning: Auditorium & Gym	Q3-2011	\$1,125,000	\$1,198,314	6.52%	0.00%
Fremont HS	Convert Auto Shop to Classroom	Q3-2011	\$780,000	\$843,327	8.12%	0.00%
Frost MS	Air Conditioning	Q3-2011	\$359,000	\$377,109	5.04%	0.00%
Lillian ES	Upgrade Fire Alarm & Comply with Associated State Requirements	Q3-2011	\$468,000	\$548,535	17.21%	0.00%
Manhattan ES	Office Modernization	Q3-2011	\$273,000	\$386,579	41.60%	0.00%
Markham MS	Turf, Lighting & Restrooms (Phase I and Phase II DSA)	Q3-2011	\$2,474,859	\$2,708,609	9.44%	1.75%
Menlo ES	Fire Alarm System	Q3-2011	\$499,000	\$657,854	31.83%	0.00%
Miles ES	New Literacy Garden	Q3-2011	\$137,500	\$141,242	2.72%	0.00%
Miller ES	Fire Alarm (Bundling Effort)	Q3-2011	\$463,000	\$571,021	23.33%	0.00%
Narbonne HS	Science Lab Renovation	Q3-2011	\$548,000	\$562,508	2.65%	0.00%
Narbonne HS	Fire Alarm (Bundling Effort)	Q3-2011	\$1,757,000	\$2,461,602	40.10%	0.00%
Nightingale MS	Upgrade Fire Alarm & Comply with Associated State Requirements	Q3-2011	\$855,000	\$1,184,840	38.58%	0.00%
Olive Vista MS	Fire Alarm System	Q3-2011	\$1,275,000	\$1,373,443	7.72%	0.00%
Pinewood ES	Replace Fire Alarm System	Q3-2011	\$648,000	\$888,689	37.14%	0.00%
Polytechnic HS	Replace Fire Alarm System	Q3-2011	\$2,135,000	\$2,743,247	28.49%	0.00%
Porter MS	Upgrade Fire Alarm & Comply with Associated State Requirements	Q3-2011	\$784,000	\$783,670	-0.04%	0.00%
Revere Charter MS	Remove & Replace Deteriorated Roofing	Q3-2011	\$987,027	\$987,027	0.00%	0.00%
Revere Charter MS	Exterior Painting & Refinish	Q3-2011	\$153,999	\$153,999	0.00%	0.00%
San Pedro ES	Fire Alarms	Q3-2011	\$512,000	\$882,113	72.29%	0.00%



**FORMAL CONTRACTS COMPLETED FROM 2011 FORWARD**

School Name	Project Description	Date Complete	Original Contract Amount	Final Contract Amount	Total Change Order %	User Change Order %
Santa Monica Community Charter ES	Fire Alarm System	Q3-2011	\$424,000	\$434,187	2.40%	0.00%
Sunland ES	Replace Fire Alarm System	Q3-2011	\$677,000	\$785,847	16.08%	0.00%
Sylmar HS	Small Learning Communities Facilities Upgrade (Phase I)	Q3-2011	\$704,000	\$941,758	33.77%	1.73%
Taper ES	Fire Alarm System	Q3-2011	\$439,000	\$576,654	31.36%	0.00%
University HS / Indian Springs HS	Fire Alarm System	Q3-2011	\$1,297,000	\$1,611,865	24.28%	0.00%
Van Nuys HS	Remove & Replace Grandstands	Q3-2011	\$1,386,000	\$2,019,166	45.68%	0.82%
Vermont ES	Fire Alarm System	Q3-2011	\$369,700	\$429,106	16.07%	0.00%
Willenberg Special Education Center	Upgrade Fire Alarm & Comply with Associated State Requirements	Q3-2011	\$913,000	\$948,911	3.93%	0.00%
Wilmington MS	Upgrade Fire Alarm & Comply with Associated State Requirements	Q3-2011	\$777,000	\$1,086,458	39.83%	0.00%
15th St. ES	Fire Alarm System	Q4-2011	\$434,000	\$545,878	25.78%	0.00%
24th St. ES	Provide Food Service Building	Q4-2011	\$2,749,000	\$3,389,323	23.29%	0.99%
61st St. ES	Upgrade Fire Alarm & Comply with Associated State Requirements	Q4-2011	\$419,000	\$600,194	43.24%	0.00%
92nd St. ES	Replace Fire Alarm System	Q4-2011	\$392,000	\$434,038	10.72%	0.00%
Ambler ES	Fire Alarm System	Q4-2011	\$423,000	\$578,146	36.68%	0.00%
Banning HS	Culinary Arts Academy	Q4-2011	\$598,700	\$644,094	7.58%	0.00%
Beethoven ES / Vine ES	Soccer Field and Landscape Improvements; Community School Park	Q4-2011	\$974,620	\$976,902	0.23%	0.23%
Bell HS	Replace HVAC; Remove & Replace Grandstands; Upgrade Fire Alarm & Comply with Associated State Requirements	Q4-2011	\$4,127,000	\$4,985,449	20.80%	2.80%
Braddock ES	Upgrade Fire Alarm & Comply with Associated State Requirements	Q4-2011	\$335,200	\$338,706	1.05%	0.00%
Bright ES	Remove and Replace Hot Water Boiler	Q4-2011	\$846,168	\$893,083	5.54%	1.28%
Carson HS	Replace Concrete Columns	Q4-2011	\$78,450	\$81,898	4.39%	0.00%
Carson HS / Eagle Tree Continuation HS	Renovate Building; Replace Fire Alarm System; Fire Alarm System	Q4-2011	\$5,488,000	\$7,708,298	40.46%	1.85%
Chime Charter MS (Collier ES)	Remove & Replace Roofing, Gutter and Downspouts	Q4-2011	\$222,100	\$223,067	0.44%	0.00%
Darby ES	Repair Arcades & Lunch Shelters	Q4-2011	\$92,740	\$92,740	0.00%	0.00%
Dorris ES	Replace Campus-Wide Fire Alarm System	Q4-2011	\$236,700	\$295,073	24.66%	0.00%
Franklin HS	Small Learning Communities DSA; Banner Installation	Q4-2011	\$724,300	\$786,556	8.60%	0.00%



**FORMAL CONTRACTS COMPLETED FROM 2011 FORWARD**

School Name	Project Description	Date Complete	Original Contract Amount	Final Contract Amount	Total Change Order %	User Change Order %
Fremont HS	Install New Synthetic Track & Field, Scoreboard & Field Lights	Q4-2011	\$2,398,535	\$2,475,805	3.22%	0.00%
Fremont HS	SLC Facilities Upgrades - (Phase 1) Outdoor Spaces, Visual Identity	Q4-2011	\$767,000	\$812,151	5.89%	0.00%
Fullbright ES	Paving	Q4-2011	\$459,000	\$562,469	22.54%	0.00%
Gage MS	Upgrade Fire Alarm & Comply with Associated State Requirements	Q4-2011	\$1,143,000	\$1,143,000	0.00%	0.00%
Gates ES	Upgrade Fire Alarm & Comply with Associated State Requirements	Q4-2011	\$479,000	\$479,000	0.00%	0.00%
Gridley ES	Fire Alarm System	Q4-2011	\$242,000	\$242,000	0.00%	0.00%
Hancock Park ES	Upgrade Fire Alarm & Comply with Associated State Requirements	Q4-2011	\$445,000	\$451,592	1.48%	0.00%
Heliotrope ES	Upgrade Fire Alarm & Comply with Associated State Requirements	Q4-2011	\$522,000	\$529,076	1.36%	0.00%
Independence Continuation HS	Fire Alarm System	Q4-2011	\$313,125	\$321,967	2.82%	0.00%
Lanterman Special Education HS	Fire Alarm System	Q4-2011	\$424,000	\$482,920	13.90%	0.00%
Liggett ES	Two-Story Modular Building	Q4-2011	\$1,039,000	\$1,211,394	16.59%	15.20%
Manual Arts HS	Convert Classroom to Flexible Science Lab; Renovate Main Gym	Q4-2011	\$794,000	\$815,532	2.71%	0.00%
Miramonte ES	Fire Alarm (Bundling Effort)	Q4-2011	\$597,600	\$597,600	0.00%	0.00%
Multnomah ES	Provide Multi-Purpose Room, Increase Food Service	Q4-2011	\$5,641,305	\$5,641,305	0.00%	0.00%
Noble ES	Upgrade Fire Alarm & Comply with Associated State Requirements	Q4-2011	\$389,789	\$416,842	6.94%	0.00%
Pacific BI Special Education Center	Upgrade Fire Alarm System	Q4-2011	\$629,800	\$721,815	14.61%	0.00%
Reseda HS	Air Conditioning - Gym Non-Year-Round	Q4-2011	\$596,000	\$794,822	33.36%	0.00%
San Antonio ES	Exterior Painting & Refinish; Interior Painting & Refinish	Q4-2011	\$126,350	\$134,801	6.69%	2.63%
San Miguel ES	Replace Fire Alarm System	Q4-2011	\$718,000	\$713,698	-0.60%	0.00%
Saturn ES	Upgrade Fire Alarm & Comply with Associated State Requirements	Q4-2011	\$478,000	\$608,150	27.23%	0.00%
Telfair ES	Provide New Assembly/Food Service/Lunch Shelter and ADA	Q4-2011	\$5,397,000	\$6,268,557	16.15%	1.90%
Valerio ES	Upgrade Fire Alarm & Comply with Associated State Requirements	Q4-2011	\$468,000	\$551,813	17.91%	0.00%
Van Nuys HS	Exterior & Interior Painting and Refinish	Q4-2011	\$1,264,959	\$1,222,873	-3.33%	5.25%
Westchester HS / Del Rey Continuation HS	Replace Fire Alarm	Q4-2011	\$1,538,000	\$1,542,950	0.32%	0.00%



**FORMAL CONTRACTS COMPLETED FROM 2011 FORWARD**

School Name	Project Description	Date Complete	Original Contract Amount	Final Contract Amount	Total Change Order %	User Change Order %
El Camino Real HS / Leonis Continuation HS	Replace Fire Alarm; Fire Alarm System	Q1-2012	\$1,529,000	\$1,808,704	18.29%	0.00%
Hobart ES	Upgrade Fire Alarm & Comply with Associated State Requirements	Q1-2012	\$437,800	\$598,506	36.71%	0.00%
Hubbard ES	Upgrade Fire Alarm & Comply with Associated State Requirements	Q1-2012	\$405,500	\$419,917	3.56%	0.00%
Los Angeles HS	Fire Alarm System	Q1-2012	\$1,697,000	\$1,952,882	15.08%	0.00%
Parthenia ES	Repair Arcades & Lunch Shelters	Q1-2012	\$371,173	\$371,173	0.00%	0.00%
Reed MS	Upgrade Fire Alarm & Comply with Associated State Requirements	Q1-2012	\$1,072,000	\$1,192,232	11.22%	0.00%
<b>Total</b>			<b>\$140,267,998</b>	<b>\$165,108,822</b>	<b>17.71%</b>	<b>0.79%</b>

**GRAND TOTAL**

Summary Totals	Original Contract Amount	Final Contract Amount	Total Change Order %	User Change Order %
Formal Contracts Completed Prior to 2011	\$2,184,557,151	\$2,409,860,396	10.31%	1.99%
Formal Contracts Completed from 2011 Forward	\$140,267,998	\$165,108,822	17.71%	0.79%
<b>Grand Total</b>	<b>\$2,324,825,149</b>	<b>\$2,574,969,218</b>	<b>10.76%</b>	<b>1.91%</b>



**REPAIR & MODERNIZATION CHANGE ORDER RATES**

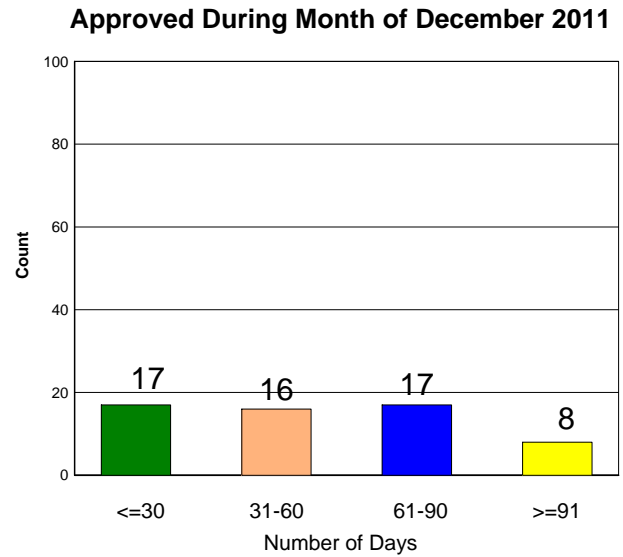
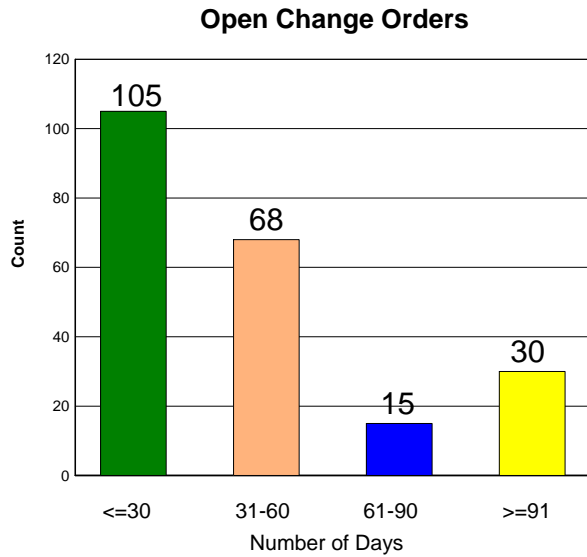
**GRAND TOTAL BY PROJECT TYPE**

<b>Project Type</b>	<b>Original Contract Amount</b>	<b>Final Contract Amount</b>	<b>Total Change Order %</b>	<b>User Change Order %</b>
Adult & Career Education	\$30,445,000	\$34,100,403	12.01%	0.95%
Air Conditioning	\$267,886,979	\$310,987,493	16.09%	6.51%
Asbestos Abatement	\$23,785,783	\$23,783,102	-0.01%	1.81%
Athletic Facilities	\$44,342,812	\$53,543,722	20.75%	2.71%
Auditorium Renovations	\$4,387,039	\$5,394,835	22.97%	3.49%
Classroom Lighting	\$11,325,038	\$11,237,019	-0.78%	0.00%
Concrete Paving	\$6,220,172	\$6,014,472	-3.31%	0.07%
DSA Access Compliance	\$21,305,440	\$24,022,422	12.75%	0.61%
DSA Fire Alarm	\$273,060,926	\$315,541,511	15.56%	0.41%
Electrical / M&O Fire Alarm	\$11,994,143	\$13,217,892	10.20%	0.78%
Elevator Systems	\$7,114,523	\$6,798,994	-4.44%	0.96%
Exterior Painting	\$44,072,362	\$46,980,569	6.60%	4.63%
Floor Coverings	\$48,872,505	\$50,388,953	3.10%	0.40%
Food Services Modernization	\$31,594,134	\$36,781,317	16.42%	0.91%
Hazard Mitigation	\$57,759,709	\$59,111,318	2.34%	1.19%
HVAC	\$66,290,641	\$72,894,075	9.96%	0.50%
Interior Painting	\$35,119,370	\$35,830,081	2.02%	0.38%
Joint-Use Athletic Field/Outdoor Facility	\$14,122,284	\$16,540,842	17.13%	0.76%
Library Renovation	\$7,393,263	\$8,848,439	19.68%	0.21%
Lockers	\$2,307,893	\$2,437,711	5.62%	3.27%
Lunch Shelters	\$17,636,513	\$19,414,731	10.08%	1.00%
Modernizations	\$166,057,510	\$197,508,490	18.94%	1.86%
New / Upgrade Library (Core)	\$3,698,500	\$4,032,643	9.03%	0.00%
New Building "Existing Facilities"	\$20,940,340	\$24,926,731	19.04%	0.29%
Paving / Greening / Equipment	\$168,588,323	\$184,013,332	9.15%	1.91%
Plumbing / Irrigation	\$62,958,588	\$65,520,613	4.07%	1.09%
Portables	\$26,967,142	\$29,588,187	9.72%	0.56%
Qualified Zone Academy Bonds (QZAB)	\$18,419,510	\$21,567,384	17.09%	2.23%
Roofing	\$61,548,634	\$63,091,375	2.51%	0.32%
Safety & Technology	\$592,067,781	\$635,516,776	7.34%	1.37%
Security System / CCTV	\$2,446,900	\$2,800,565	14.45%	0.00%
Seismic Retrofit	\$67,060,889	\$73,818,679	10.08%	3.85%
Sheet Metal / Fencing	\$25,246,916	\$26,006,997	3.01%	0.55%
Small Learning Communities	\$16,926,055	\$20,805,003	22.92%	1.03%
Wall Systems	\$20,263,326	\$21,354,344	5.38%	1.84%
Year-Round Air Conditioning Auditorium	\$15,352,827	\$16,818,840	9.55%	0.51%
Year-Round Air Conditioning Gym	\$29,245,379	\$33,729,359	15.33%	0.91%
<b>Total</b>	<b>\$2,324,825,149</b>	<b>\$2,574,969,218</b>	<b>10.76%</b>	<b>1.91%</b>



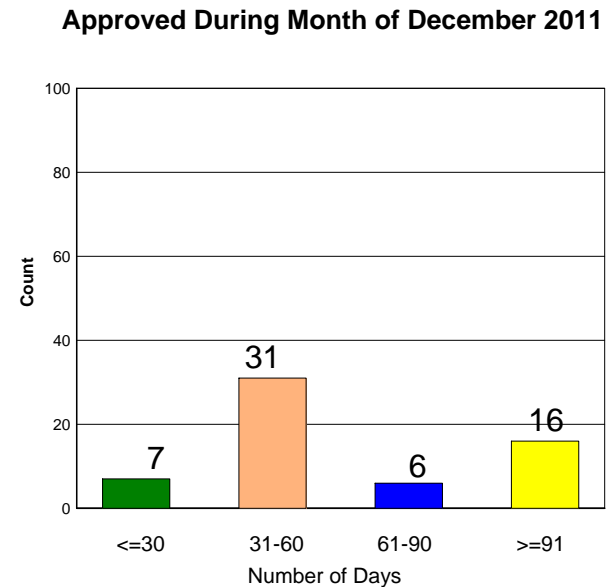
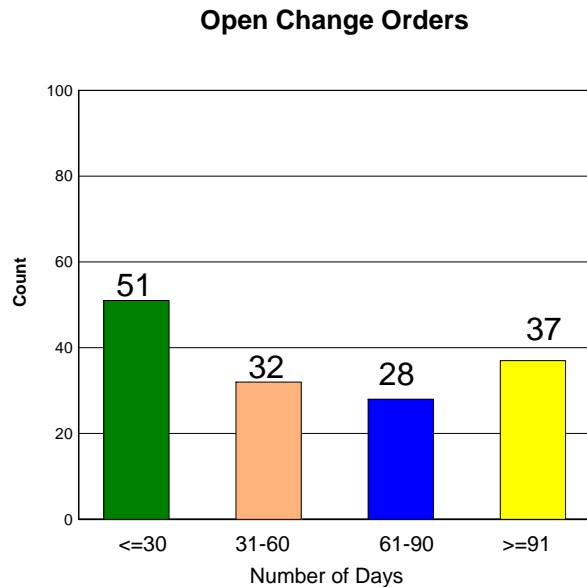
### CHANGE ORDER PROCESSING TIME

#### New Construction



NC Total Approved in December 2011: **58**  
 Average Number of Days: **63**

#### Repair & Modernization



EF Total Approved in December 2011: **60**  
 Average Number of Days: **82**

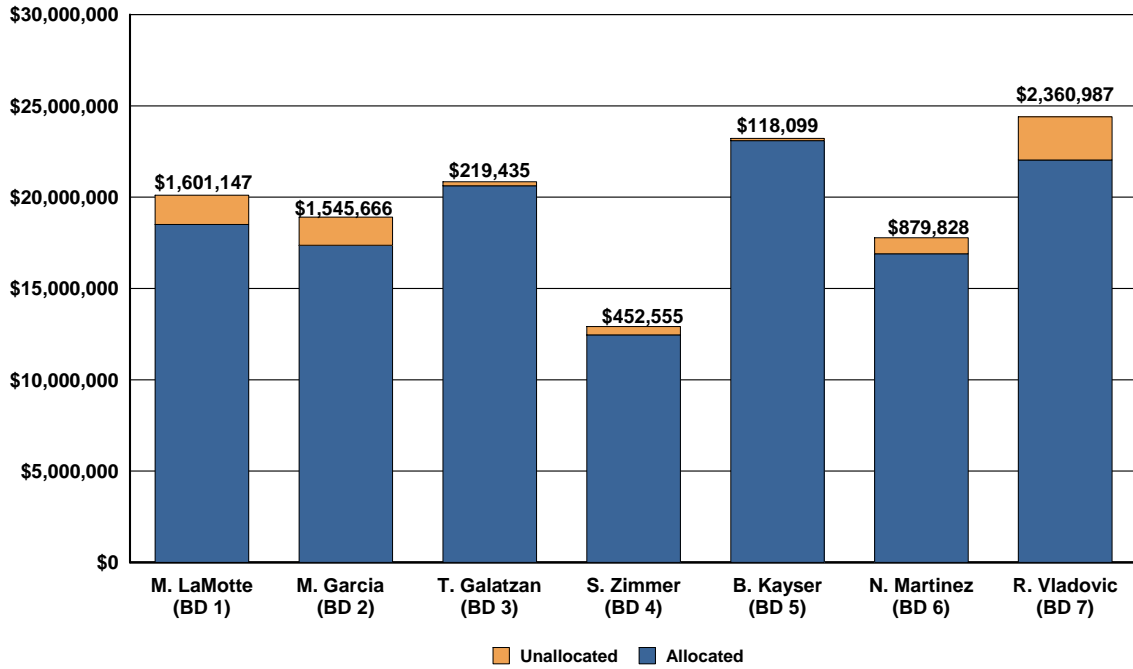
Data for Open Change Orders as of January 31, 2012



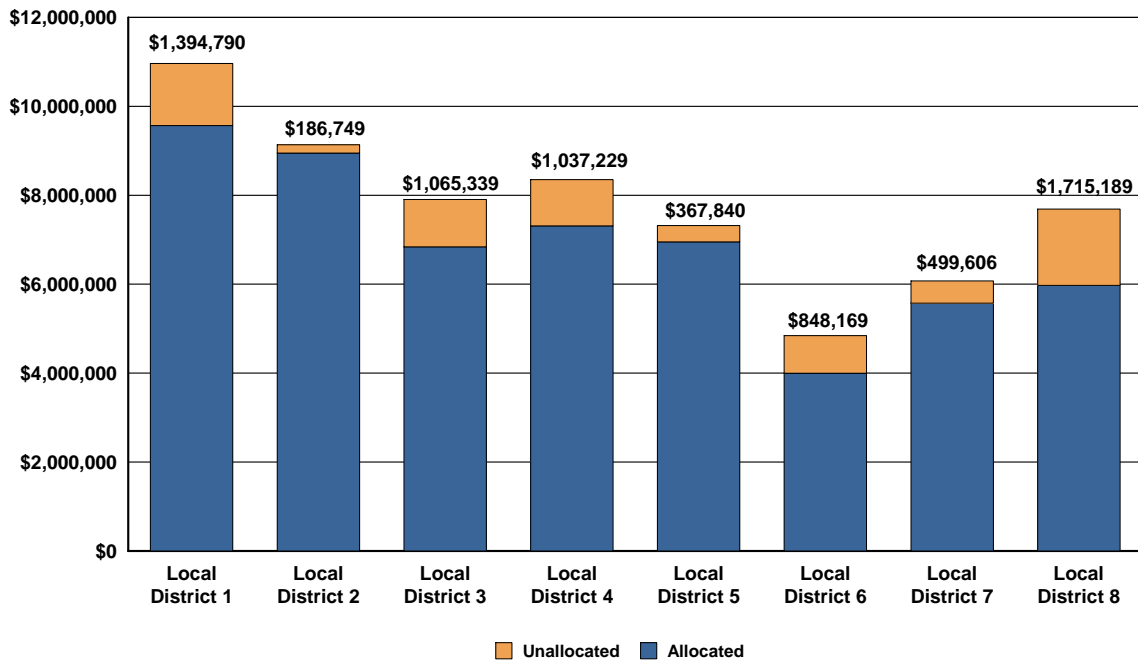


### UNALLOCATED BOND FUNDS

#### BOARD MEMBER DISCRETIONARY BOND FUNDS



#### LOCAL DISTRICT ALTERATIONS & IMPROVEMENTS BOND FUNDS





**FEDERAL STIMULUS BOND STATUS (BAB AND QSCB)**

<b>Local Bond Measure</b>	<b>Bond Type</b>	<b>Amount Issued*</b>	<b>Expenditures as of 1/15/12</b>	<b>% Expended</b>	<b>Remaining to Spend</b>
Measure K	Build America Bonds	\$199,898,054	\$155,853,914	77.97%	\$44,044,140
Measure R	Build America Bonds	\$840,218,663	\$739,018,682	87.96%	\$101,199,981
Measure Y	Build America Bonds	\$1,579,005,124	\$871,944,791	55.22%	\$707,060,332
Measure Y	Qualified School Construction Bond	\$608,594,112	\$534,097,316	87.76%	\$74,496,796
		<b>\$3,227,715,953</b>	<b>\$2,300,914,703</b>	<b>71.29%</b>	<b>\$926,801,249</b>

\*net cost of issuance

Between October 2009 and May 2010, LAUSD sold more than \$4 billion of Measure K, Measure R and Measure Y General Obligation Bonds (GO Bonds) in an effort to ensure the District could complete the current bond program as planned.

The GO Bonds included traditional tax exempt bonds as well as Build America Bonds (BABs) and Qualified School Construction Bonds (QSCBs). BABs are taxable municipal bonds that require the Federal government to pay State or local government issuers a payment equal to 35% of the interest payments on those bonds, which lowers the issuer's cost of borrowing. QSCBs provide Federal tax credits for bondholders in lieu of interest in order to reduce an issuer's cost of borrowing and must be spent within three years of issuance.

The table above shows the amount of BABs and QSCBs issued by LAUSD, how much has been spent and how much is remaining to spend.



### BOARD OF EDUCATION ACTIONS

#### RECENT BOARD ACTIONS THROUGH JANUARY 15, 2012

Report #	Action Item	BOC Date
114-11/12	Amendment to the Facilities Services Division Strategic Execution Plan to Define and Approve Two Career Technical Education Projects	15-Dec-11
125-11/12	Amendment to the Facilities Services Division Strategic Execution Plan to Define and Approve Five Measure R Major Repair Projects at Various Sites	15-Dec-11
126-11/12	Amendment to the Facilities Services Division Strategic Execution Plan to Cancel a \$3 Million Grant for the Vaughn Elementary Language Academy Charter School Expansion Project	15-Dec-11
127-11/12	Amendment to the Facilities Services Division Strategic Execution Plan to Define and Approve Two Additional Americans with Disabilities Act Modified Consent Decree On-Demand Accessibility Projects	15-Dec-11

#### UPCOMING BOARD ACTIONS IN FEBRUARY 2012

Report #	Action Item	BOC Date
141-11/12	Amendment to the Facilities Services Division Strategic Execution Plan to Define and Approve 16 Alteration and Improvement Projects and Board Member Priority Projects at Various Schools	18-Jan-12
142-11/12	Amendment to the Facilities Services Division Strategic Execution Plan to Define and Approve 22 Parent and Family Center Upgrade and Improvement Projects	18-Jan-12
143-11/12	Amendment to the Facilities Services Division Strategic Execution Plan to Update the Americans with Disabilities Act Modified Consent Decree On-Demand Accessibility Program: Institute the Rapid Access Program and Cancel Projects	18-Jan-12