



FACILITIES SERVICES DIVISION

Consolidated Monthly Program Status Report



Consolidated Monthly Program Status Report

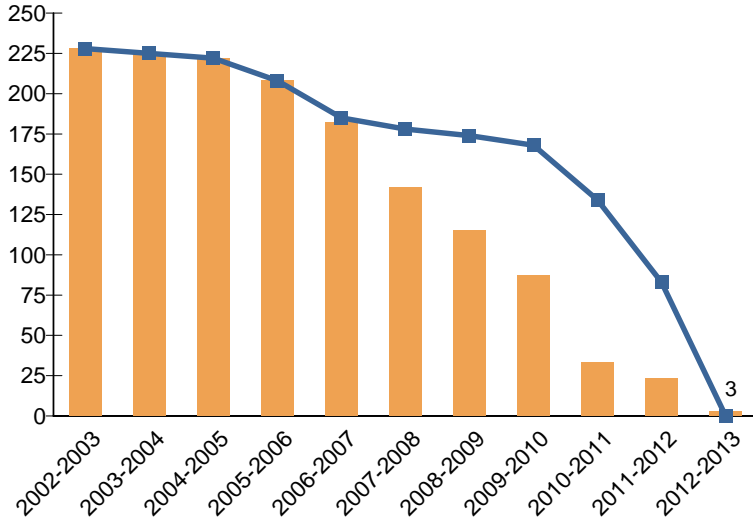
TABLE OF CONTENTS

Program Goals	1
Key Deliverables	2
Capital Needs Assessment and Master Planning Effort	4
Monthly Progress	5
New Construction Change Order Rates	8
Repair & Modernization Change Order Rates	10
Change Order Processing Time	16
Unallocated Bond Funds	17
Federal Stimulus Bond Status (BAB and QSCB)	18
Board of Education Actions	19

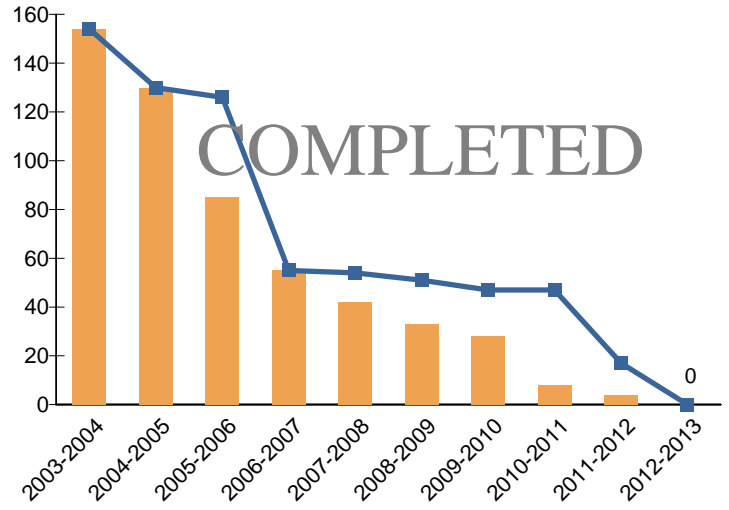


PROGRAM GOALS

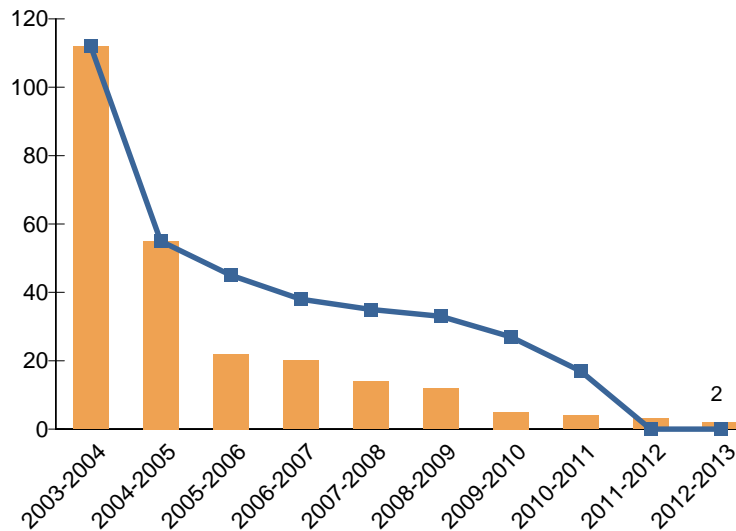
Schools on Multi-Track Calendar



Schools on Concept 6 Calendar



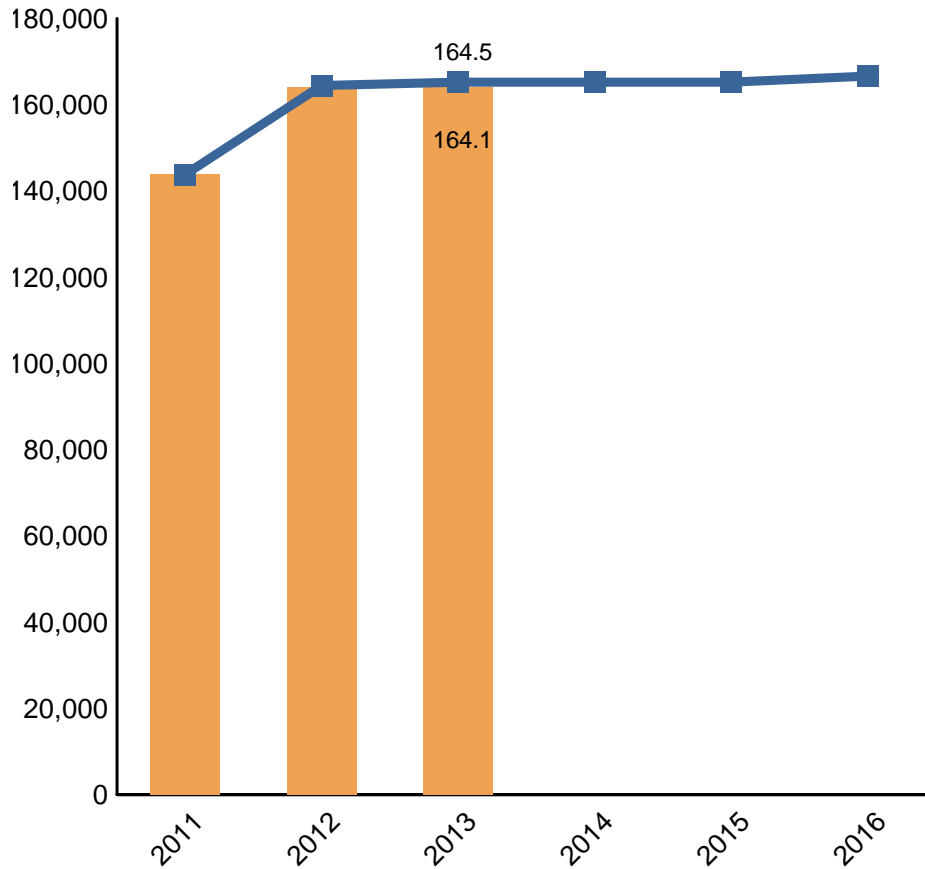
Schools with Involuntary Busing





KEY DELIVERABLES

New Seat Delivery

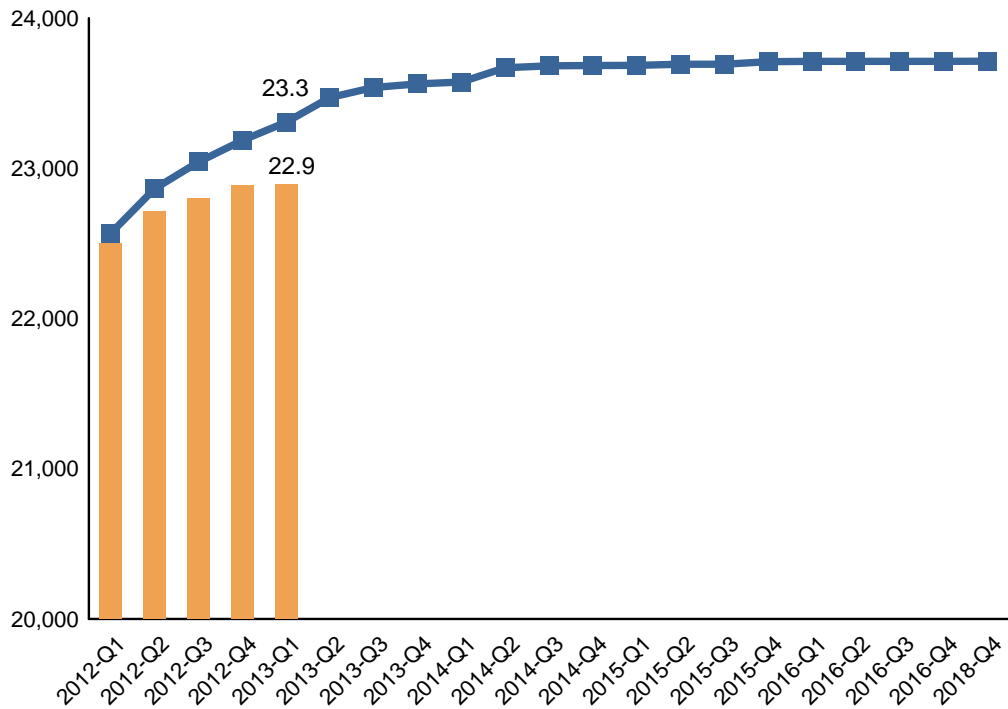


New Seat Delivery chart above includes only New Construction projects. Actual data is adjusted at School Occupancy. Baseline is the 2012 Facilities Services Division Strategic Execution Plan

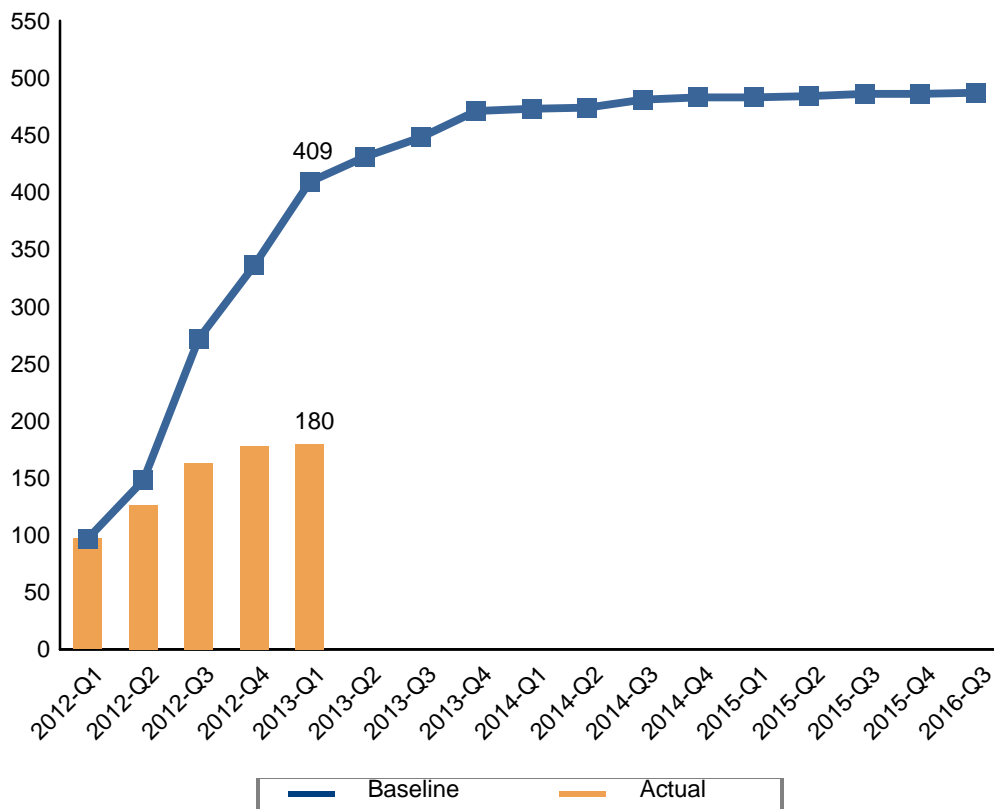


KEY DELIVERABLES

Repair & Modernization Project Completion



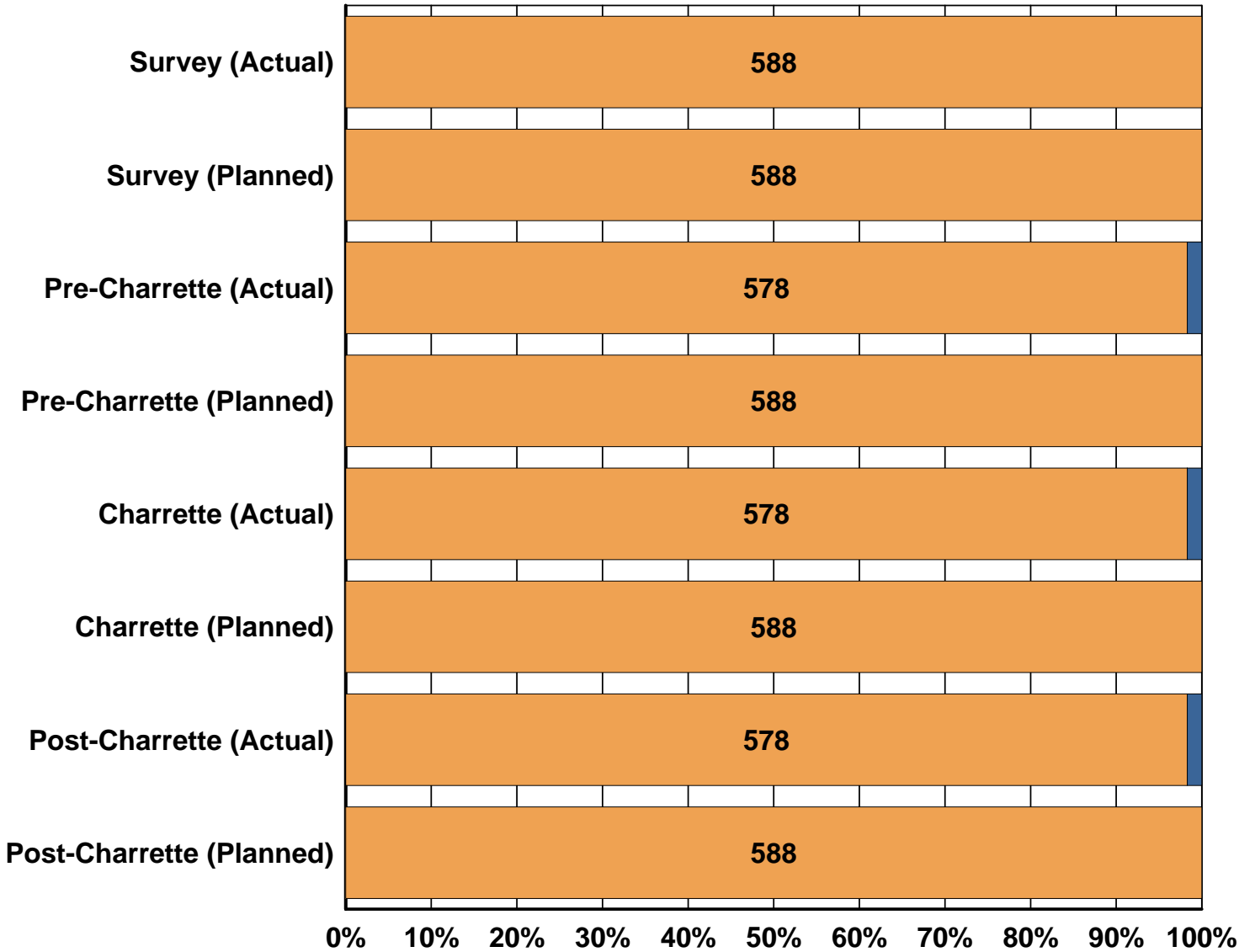
CIPR Project Completion



Actual data in the charts above is adjusted at Substantial Completion. Baseline is the 2012 Facilities Services Division Strategic Execution Plan as amended by Board of Education actions to date. In addition, Repair & Modernization Baseline and Actual data exclude projects categorized as "Completed By Other Means".



CAPITAL NEEDS ASSESSMENT AND MASTER PLANNING EFFORT



Progress shown for the Capital Needs Assessment & Master Planning Effort as of December 31, 2012



MONTHLY PROGRESS

NTP Design: New Construction

Project #	Project Name	Date
N/A		

NTP Design: Repair & Modernization

Project #	School Name	Project Description	Date
N/A			

NTP Design: Capital Improvement Program (CIPR)

Project #	Project Name	Date
N/A		

DSA Approval: New Construction

Project #	Project Name	Date
N/A		

DSA Approval: Repair & Modernization

Project #	School Name	Project Description	Date
1ZU53-1	Banning HS	Non Air-Conditioned Spaces - Phase IB	27-Dec-12

DSA Approval: Capital Improvement Program (CIPR)

Project #	Project Name	Date
11.05342	Sun Valley MS - Photovoltaic Installation	31-Dec-12

NTP Construction: New Construction

Project #	Project Name	Date
N/A		



NTP Construction: Repair & Modernization

Project #	School Name	Project Description	Date
2Z944-1	52nd St. ES	Purchase & Install Whiteboards Throughout Campus	16-Dec-12
2Z939-1	Cortines School of Visual and Performing Arts	Upgrade Existing Shade Roof Covering	16-Dec-12
2Z738-1	Gardena HS	Purchase & Install Benches At The Lunch Area	16-Dec-12
2Z954-1	Gulf ES	Purchase & Install Exterior Lighting	16-Dec-12
2Z732-1	Lillian ES	Purchase & Install New Free Standing Marquee	17-Dec-12
602Q3-1	Markham MS	Fire Alarm System	17-Dec-12
8237E-6	Markham MS	Air Conditioning in Administration, Music, Library & Shop Buildings	17-Dec-12
1ZQL8-1	Politi ES	Replace HVAC Systems	17-Dec-12
1ZZV8-1	Taft HS	Replace Existing Marquee	17-Dec-12
1ZK89-1	Glenfeliz EEC	Modernization	18-Dec-12
234Q6-1	Arminta EEC	New Playground Equipment	4-Jan-13
2Z070-1	Saturn ES	Mitigate Lead in Water	7-Jan-13
2Z931-1	Beachy ES	Provide An Led School Marquee	8-Jan-13
8238P-1	Millikan MS	Portable Removal	11-Jan-13

NTP Construction: Capital Improvement Program (CIPR)

Project #	Project Name	Date
23.10209	Dodson MS - Facelift	16-Dec-12
23.10092	Sylmar ES - Lighting	17-Dec-12
23.10095	Wilbur ES - Lighting	17-Dec-12
11.05342	Sun Valley MS - Photovoltaic Installation	31-Dec-12
23.10510	Gulf ES - Facelift	7-Jan-13

Substantial Completion: New Construction

Project #	Project Name	Date
N/A		



Substantial Completion: Repair & Modernization

Project #	School Name	Project Description	Date
2Z849-1	7th St. ES	Install New Kiln For Student Clay Projects	16-Dec-12
2Z736-1	Avalon Continuation HS	Upgrade Exterior Lighting On Campus	16-Dec-12
2Z912-1	Bell HS	Replace Lower Roof-Girls Gym	16-Dec-12
2Z247-1	Leland ES	Mitigate Lead in Water	16-Dec-12
1Z279-1	Locke EEC	Exterior Electrical Outlets	16-Dec-12
2Z848-1	Wilmington MS	Upgrade Lighting In The Auditorium	16-Dec-12
1ZD21-1	Leland ES	Provide Secure Entrance	18-Dec-12
1ZWZ5-1	Manchester ES	Mitigate Lead in Water	19-Dec-12
1ZQH1-1	McBride Special Education Center	Exterior Painting & Refinish	1-Jan-13
1ZP50-1	University HS	Demolish Existing, Purchase and Install Irrigation & New Landscaping at Theatre Entrance & Buildings G14, G15	1-Jan-13
8238P-1	Millikan MS	Portable Removal	11-Jan-13
1ZEF1-1	Ellington Continuation HS	Fire Alarm System	14-Jan-13
1ZEE9-1	Washington Preparatory HS	Fire Alarm System	14-Jan-13

Substantial Completion: Capital Improvement Program (CIPR)

Project #	Project Name	Date
56.40112	Haskell ES - Shade Shelters & Restroom	31-Dec-12
23.10139	Nobel MS - Facelift	31-Dec-12
56.40034	Valley Region MS #3	31-Dec-12
23.10251	Valley Region HS #5 - Photovoltaic Installation	12-Jan-13

DSA Certification: New Construction

Project #	Project Name	Date
N/A		

DSA Certification: Repair & Modernization

Project #	School Name	Project Description	Date
N/A			

DSA Certification: Capital Improvement Program (CIPR)

Project #	Project Name	Date
N/A		



NEW CONSTRUCTION CHANGE ORDER RATES

PROJECTS COMPLETED PRIOR TO 2012

Total Number of Projects Completed Prior to 2012	Seats	Original Contract Amount	Final Contract Amount	Total Change Order %	User Change Order %
Renovation 4	1,841	\$71,185,500	\$90,037,132	26.48%	2.69%
All Other Projects 227	128,535	\$4,390,885,467	\$4,695,249,298	6.93%	0.64%
Total 231 Projects	130,376	\$4,462,070,967	\$4,785,286,430	7.24%	0.67%

PROJECTS COMPLETED FROM 2012 FORWARD

Project Name	Seats	Date Complete	Original Contract Amount	Final Contract Amount	Total Change Order %	User Change Order %
Central Region EEC #2	150	2012-Q1	\$2,937,585	\$3,249,616	10.62%	1.82%
Valley Region Bellingham ES Addition	550	2012-Q2	\$19,474,350	\$19,977,741	2.58%	2.21%
South Region ES #10	650	2012-Q2	\$19,768,847	\$19,381,220	-1.96%	0.00%
South Region HS #15	810	2012-Q2	\$62,640,567	\$64,240,024	2.55%	0.48%
South Region Span K-8 #1	1,278	2012-Q2	\$37,588,950	\$39,467,355	5.00%	0.02%
South Region ES #12	800	2012-Q2	\$23,551,841	\$24,309,944	3.22%	0.80%
South Region HS #9	1,431	2012-Q2	\$58,741,718	\$58,192,607	-0.93%	1.68%
Central Region ES #22	650	2012-Q2	\$28,531,650	\$30,250,928	6.03%	2.93%
Valley Region Span K-8 #1	1,047	2012-Q2	\$37,686,372	\$36,607,027	-2.86%	0.52%
Valley Region Span K-8 #2	1,047	2012-Q2	\$35,592,900	\$36,165,616	1.61%	1.32%
South Region MS #3	1,026	2012-Q2	\$37,174,029	\$38,476,247	3.50%	3.28%
South Region ES #9	650	2012-Q2	\$21,485,943	\$21,713,622	1.06%	0.08%
South Region ES #5	950	2012-Q2	\$27,403,133	\$28,331,903	3.39%	0.11%
135th St. ES Addition	350	2012-Q3	\$6,090,000	\$6,396,703	5.04%	0.00%
Harbor City ES Addition	300	2012-Q3	\$5,130,000	\$5,860,915	14.25%	1.46%
South Region HS #12	2,025	2012-Q3	\$75,529,233	\$81,410,985	7.79%	0.12%
Valley Region ES #13	950	2012-Q3	\$23,726,850	\$24,950,748	5.16%	0.55%
South Region ES #11	800	2012-Q3	\$22,592,850	\$25,708,803	13.79%	0.00%
Central Region ES #21	650	2012-Q3	\$25,269,395	\$26,799,956	6.06%	2.67%
Central Region MacArthur Park ES Addition	350	2012-Q3	\$17,765,475	\$17,765,475	0.00%	0.00%
East LA Star Adult Education	0	2012-Q3	\$22,779,914	\$35,342,572	55.15%	11.79%



PROJECTS COMPLETED FROM 2012 FORWARD

Project Name	Seats	Date Complete	Original Contract Amount	Final Contract Amount	Total Change Order %	User Change Order %
East LA Star HS Academy	702	2012-Q3	\$17,404,317	\$21,207,558	21.85%	0.48%
South Region HS #7	1,620	2012-Q3	\$66,465,087	\$69,378,817	4.38%	1.18%
Central Region Glassell Park EEC	175	2012-Q3	\$9,864,486	\$10,485,935	6.30%	0.10%
Total	24 Projects		\$705,195,492	\$745,672,316	5.74%	1.31%

- (i) New this month
- (ii) Included with another project

GRAND TOTAL

Summary Totals	Seats	Original Contract Amount	Final Contract Amount	Total Change Order %	User Change Order %
Renovation 4 Projects	1,841	\$71,185,500	\$90,037,132	26.48%	2.69%
All Other Projects 251 Projects	147,496	\$5,096,080,959	\$5,440,921,614	6.77%	0.73%
Grand Total	255 Projects	\$5,167,266,459	\$5,530,958,746	7.04%	0.76%



REPAIR & MODERNIZATION CHANGE ORDER RATES

FORMAL CONTRACTS COMPLETED PRIOR TO 2012

	Original Contract Amount	Final Contract Amount	Total Change Order %	User Change Order %
Total	\$2,319,389,255	\$2,571,106,759	10.85%	1.92%

FORMAL CONTRACTS COMPLETED FROM 2012 FORWARD

School Name	Project Description	Date Complete	Original Contract Amount	Final Contract Amount	Total Change Order %	User Change Order %
32nd St/USC Performing Arts Magnet	Upgrade Fire Alarm & Comply with Associated State Requirements	Q1-2012	\$296,000	\$357,936	20.92%	0.00%
93rd St. ES	Replace Fire Alarm System	Q1-2012	\$629,000	\$696,913	10.80%	0.00%
Bell HS	Renovate Auditorium	Q1-2012	\$495,000	\$616,232	24.49%	1.31%
Carson HS	Seismic Retrofit - Gymnasium Building 012 CAP	Q1-2012	\$1,950,000	\$2,056,345	5.45%	0.00%
Del Amo ES	Lunch Shelter	Q1-2012	\$238,000	\$247,763	4.10%	-2.37%
Edward R. Roybal LC	Tenant Improvement	Q1-2012	\$8,205,000	\$8,440,991	2.88%	0.03%
El Camino Real HS / Leonis Continuation HS	Replace Fire Alarm; Fire Alarm System	Q1-2012	\$1,529,000	\$1,817,419	18.86%	0.00%
Florence ES	Replace HVAC	Q1-2012	\$796,400	\$1,257,795	57.94%	0.00%
Gage MS	Upgrade Fire Alarm & Comply with Associated State Requirements	Q1-2012	\$1,143,000	\$1,271,609	11.25%	0.00%
Haddon ES	Replace Rooftop Gas-Electric Package Units	Q1-2012	\$492,000	\$528,056	7.33%	0.00%
Hobart ES	Upgrade Fire Alarm & Comply with Associated State Requirements	Q1-2012	\$437,800	\$621,427	41.94%	0.00%
Hubbard ES	Upgrade Fire Alarm & Comply with Associated State Requirements	Q1-2012	\$405,500	\$451,545	11.36%	0.00%
Lemay ES	Roof Coverings	Q1-2012	\$250,850	\$250,850	0.00%	0.00%
Lincoln HS	Provide Security Lighting	Q1-2012	\$156,000	\$156,000	0.00%	0.00%
Loreto ES	Upgrade Fire Alarm & Comply with Associated State Requirements	Q1-2012	\$367,000	\$418,386	14.00%	0.00%
Los Angeles HS	Fire Alarm System	Q1-2012	\$1,697,000	\$2,251,816	32.69%	0.00%
Madison MS	Replace Fire Alarm System	Q1-2012	\$1,163,750	\$1,738,310	49.37%	0.09%
Normont ES	New Assembly/Food Service Building	Q1-2012	\$3,129,000	\$3,478,153	11.16%	0.44%
North Hollywood HS	Fire Alarm	Q1-2012	\$1,352,000	\$2,170,549	60.54%	0.88%
Parthenia ES	Repair Arcades & Lunch Shelters	Q1-2012	\$371,173	\$371,173	0.00%	0.00%
Reed MS	Upgrade Fire Alarm & Comply with Associated State Requirements	Q1-2012	\$1,072,000	\$1,328,601	23.94%	0.00%



FORMAL CONTRACTS COMPLETED FROM 2012 FORWARD

School Name	Project Description	Date Complete	Original Contract Amount	Final Contract Amount	Total Change Order %	User Change Order %
Roosevelt HS	Fire Alarm System	Q1-2012	\$1,797,000	\$3,235,931	80.07%	0.00%
San Fernando MS	Upgrade Fire Alarm & Comply with Associated State Requirements	Q1-2012	\$952,000	\$1,487,413	56.24%	23.24%
Sherman Oaks ES	Fire Alarm	Q1-2012	\$328,000	\$432,222	31.78%	0.00%
South Gate HS	Fire Alarm System	Q1-2012	\$1,954,000	\$2,185,199	11.83%	0.00%
Sunrise ES	Paint Interior of School Classrooms	Q1-2012	\$75,000	\$75,000	0.00%	0.00%
Vine ES	Upgrade Fire Alarm & Comply with Associated State Requirements	Q1-2012	\$404,000	\$406,896	0.72%	0.00%
Washington Preparatory HS	Remove & Replace Grandstands; Track Renovation	Q1-2012	\$3,704,609	\$4,004,106	8.08%	1.21%
Wilmington MS	Exterior Painting & Refinish	Q1-2012	\$131,590	\$131,590	0.00%	0.00%
102nd St. EEC / 112th St. EEC / 37th St. EEC / 75th St. EEC / 95th St. EEC / Cabrillo EEC / Compton EEC / Gates EEC / Hawaiian EEC / Normandie EEC / Park Western EEC	Fire Alarm System	Q2-2012	\$431,371	\$431,371	0.00%	0.00%
107th St. ES	Replace Fire Alarm System	Q2-2012	\$397,700	\$486,327	22.28%	0.00%
54th St. ES / 6th Ave. ES	Fire Alarm System	Q2-2012	\$1,287,000	\$2,188,350	70.03%	0.99%
Bancroft MS	Replace Campus-Wide Fire Alarm System	Q2-2012	\$985,000	\$1,417,860	43.95%	0.00%
Banning HS	Upgrade Fire Alarm & Comply with Associated State Requirements	Q2-2012	\$1,948,000	\$2,176,548	11.73%	0.00%
Bell HS	Automotive Tech	Q2-2012	\$897,000	\$1,004,009	11.93%	0.00%
Bridge EEC / El Sereno EEC / Hooper EEC / Wadsworth EEC	New Shade Shelters	Q2-2012	\$326,000	\$361,861	11.00%	0.00%
Brooklyn EEC	Modernization (Outdoor Classroom, Fencing, Interior/Exterior Painting)	Q2-2012	\$318,500	\$330,402	3.74%	0.00%
Carson HS	Relocation/Expansion of the South Bay Family Health Care Facility (Joint Use)	Q2-2012	\$1,525,367	\$1,584,331	3.87%	0.74%
Chatsworth HS	Purchase & Install Modular Building at Girls' Softball Field	Q2-2012	\$358,500	\$358,500	0.00%	0.00%
Downtown Magnets HS: Downtown Business Magnet	Fire Alarm System	Q2-2012	\$747,870	\$908,588	21.49%	0.00%
Hollenbeck MS	Fire Alarm System	Q2-2012	\$1,313,000	\$2,020,647	53.90%	0.00%
Hollenbeck MS	Exterior Painting & Refinish	Q2-2012	\$289,999	\$285,054	-1.71%	-1.66%
Hollywood HS	Joint Use School-Based Clinic/Wellness Center	Q2-2012	\$1,038,725	\$1,054,303	1.50%	0.00%
Jordan HS	Joint Use School-Based Clinic	Q2-2012	\$1,407,367	\$2,094,706	48.84%	7.50%



FORMAL CONTRACTS COMPLETED FROM 2012 FORWARD

School Name	Project Description	Date Complete	Original Contract Amount	Final Contract Amount	Total Change Order %	User Change Order %
Lull Special Education Center	Replace Rooftop A/C Units	Q2-2012	\$900,400	\$1,027,153	14.08%	0.00%
Maclay MS / Fernangeles ES / Montague Charter Academy	Provide and Install Hydro Seed, Upgrade Irrigation, Field & Security Lighting, Path of Travel; Gym A/C Project; Auditorium A/C Project	Q2-2012	\$2,347,000	\$2,661,103	13.38%	0.00%
Madison MS	Exterior & Interior Painting & Refinish	Q2-2012	\$564,000	\$564,000	0.00%	0.00%
Manual Arts HS	Fire Alarm System	Q2-2012	\$1,652,000	\$2,005,835	21.42%	0.00%
Markham MS	Paint Interior of 68 Classrooms	Q2-2012	\$227,200	\$249,561	9.84%	0.00%
Mt. Gleason MS	Roof Coverings	Q2-2012	\$89,323	\$92,753	3.84%	0.00%
Polytechnic HS	Exterior Painting & Refinish	Q2-2012	\$230,000	\$230,000	0.00%	0.00%
Polytechnic HS	Performing & Media Arts (CTE); Convert a Portion of Basketball Play Area into Parking Lot	Q2-2012	\$1,621,000	\$2,103,677	29.78%	0.00%
Sierra Park ES	New Elevator; ADA Access Repairs	Q2-2012	\$1,127,000	\$1,882,065	67.00%	0.00%
Sun Valley MS	Medical Health Services - Dental	Q2-2012	\$1,180,435	\$1,185,348	0.42%	0.29%
University HS	Installation of Football Field Lighting	Q2-2012	\$768,000	\$790,099	2.88%	1.17%
Wright MS	Upgrade Fire Alarm & Comply With Associated State Requirements	Q2-2012	\$1,048,000	\$1,190,515	13.60%	0.00%
10th St. ES	Upgrade Fire Alarm & Comply with Associated State Requirements	Q3-2012	\$699,400	\$816,112	16.69%	0.00%
Belmont HS	Wellness Center	Q3-2012	\$2,844,044	\$2,952,611	3.82%	0.00%
Birmingham Community Charter HS	Replace Roofing	Q3-2012	\$256,700	\$256,700	0.00%	0.00%
Burbank MS	Seismic Mitigation - Gymnasium/Multi-Purpose Building/Classrooms; ADA Access Repairs	Q3-2012	\$18,280,000	\$22,489,355	23.03%	1.45%
Elizabeth Learning Center	New Assembly / Food Services Building / New Canopy	Q3-2012	\$3,929,653	\$3,929,653	0.00%	0.00%
Garden Grove ES	Interior, Exterior and Masonry Painting	Q3-2012	\$83,858	\$83,858	0.00%	0.00%
Garfield HS	Joint Use School-Based Clinic	Q3-2012	\$1,045,130	\$1,045,130	0.00%	0.00%
Grant HS	Fire Alarm System	Q3-2012	\$1,468,900	\$1,553,323	5.75%	0.00%
Hoover St ES	Upgrade Fire Alarm & Comply with Associated State Requirements	Q3-2012	\$646,000	\$1,111,591	72.07%	0.00%
Humphreys ES	New Assembly / Food Service Building / Playground Equipment	Q3-2012	\$7,408,266	\$7,408,266	0.00%	0.00%
Jefferson HS	Joint Use School-Based Clinic	Q3-2012	\$1,423,128	\$1,423,128	0.00%	0.00%
Kester ES	Office Modernization	Q3-2012	\$498,000	\$519,959	4.41%	0.00%



FORMAL CONTRACTS COMPLETED FROM 2012 FORWARD

School Name	Project Description	Date Complete	Original Contract Amount	Final Contract Amount	Total Change Order %	User Change Order %
Marshall HS	Fire Alarm System	Q3-2012	\$1,336,000	\$1,623,212	21.50%	0.00%
Norwood Street ES	Fire Alarm	Q3-2012	\$546,200	\$630,088	15.36%	0.00%
Union ES	Fire Alarm System	Q3-2012	\$637,000	\$713,656	12.03%	0.00%
Verdugo Hills HS	Small Learning Communities DSA Phase II	Q3-2012	\$842,000	\$987,304	17.26%	0.00%
Waters Employment Preparation Center	HVAC Upgrades at 2-Story Classroom & Administration Buildings / Fire Alarm System	Q3-2012	\$4,130,986	\$4,912,377	18.92%	0.00%
Berendo MS	Fire Alarm	Q4-2012	\$1,128,000	\$1,271,262	12.70%	0.00%
Carson HS	Small Learning Community Modernization Phase II ; New Synthetic Field	Q4-2012	\$2,987,000	\$3,080,215	3.12%	1.46%
Fairfax HS	Small Learning Community - Grandstand, Restroom, ADA upgrades, Synthetic Field	Q4-2012	\$9,425,895	\$9,556,863	1.39%	0.34%
Fremont HS	Community Garden & Wellness Center	Q4-2012	\$3,089,000	\$3,134,499	1.47%	-5.88%
Gardena HS	Seismic Retrofit - Boys Gymnasium / Library / Cafeteria & Student Store	Q4-2012	\$2,842,000	\$2,596,000	-8.66%	0.00%
kennedy HS / Addams HS	Fire Alarm	Q4-2012	\$1,522,000	\$2,190,150	43.90%	0.00%
Locke EEC	Wellness Center / ADA Parking Lot	Q4-2012	\$2,324,000	\$2,393,718	3.00%	3.77%
Loyola Village ES	Install Rooftop Unit	Q4-2012	\$448,000	\$448,000	0.00%	0.00%
North Hollywood HS	Replace Heat Generation System	Q4-2012	\$990,000	\$1,365,894	37.97%	0.00%
Parmelee ES	Auditorium Air Conditioning Project	Q4-2012	\$244,000	\$274,547	12.52%	0.00%
Roosevelt HS	Bleacher Repairs	Q4-2012	\$200,000	\$200,000	0.00%	0.00%
University HS	Seismic Mitigation - New Buildings	Q4-2012	\$8,120,000	\$11,835,498	45.76%	1.49%
Venice HS	Graphic Arts Shop Renovation	Q4-2012	\$698,500	\$888,416	27.19%	0.00%
Washington Preparatory HS	Joint Use School-Based Clinic	Q4-2012	\$2,396,000	\$2,163,776	-9.69%	-12.62%
Washington Preparatory HS / Ellington HS	Fire Alarm System	Q1-2013	\$2,132,000	\$2,913,031	36.63%	0.00%
Total			\$145,169,089	\$169,939,388	17.06%	0.34%



GRAND TOTAL

Summary Totals	Original Contract Amount	Final Contract Amount	Total Change Order %	User Change Order %
Formal Contracts Completed Prior to 2012	\$2,319,389,255	\$2,571,106,759	10.85%	1.92%
Formal Contracts Completed from 2012 Forward	\$145,169,089	\$169,939,388	17.06%	0.34%
Grand Total	\$2,464,558,344	\$2,741,046,147	11.22%	1.83%



REPAIR & MODERNIZATION CHANGE ORDER RATES

GRAND TOTAL BY PROJECT TYPE

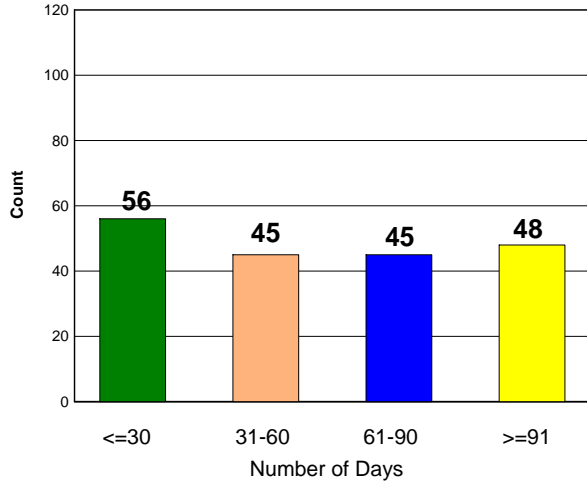
Project Type	Original Contract Amount	Final Contract Amount	Total Change Order %	User Change Order %
Adult & Career Education	\$30,445,000	\$34,100,403	12.01%	0.95%
Air Conditioning	\$269,601,979	\$312,733,788	16.00%	6.47%
Asbestos Abatement	\$23,785,783	\$23,783,102	-0.01%	1.81%
Athletic Facilities	\$59,003,281	\$69,121,890	17.15%	2.16%
Auditorium Renovations	\$4,882,039	\$6,011,067	23.13%	3.27%
Classroom Lighting	\$11,481,038	\$11,393,019	-0.77%	0.00%
Concrete Paving	\$6,220,172	\$6,014,472	-3.31%	0.07%
DSA Access Compliance	\$20,984,137	\$24,540,783	16.95%	0.76%
DSA Fire Alarm	\$303,039,386	\$357,456,879	17.96%	0.48%
Electrical / M&O Fire Alarm	\$11,994,143	\$13,217,892	10.20%	0.78%
Elevator Systems	\$8,085,523	\$8,488,833	4.99%	0.84%
Exterior Painting	\$44,940,309	\$47,874,811	6.53%	4.59%
Floor Coverings	\$48,872,505	\$50,406,337	3.14%	0.43%
Food Services Modernization	\$45,071,420	\$50,836,535	12.79%	0.73%
Hazard Mitigation	\$57,759,709	\$59,111,318	2.34%	1.19%
HVAC	\$73,520,358	\$82,019,168	11.56%	0.45%
Interior Painting	\$35,421,570	\$36,154,641	2.07%	0.38%
Joint-Use Athletic Field/Outdoor Facility	\$14,122,284	\$16,548,586	17.18%	0.76%
Library Renovation	\$7,550,263	\$9,043,614	19.78%	0.21%
Lockers	\$2,307,893	\$2,437,711	5.62%	3.27%
Lunch Shelters	\$18,426,426	\$20,240,506	9.84%	0.95%
Modernizations	\$191,792,462	\$224,999,324	17.31%	1.43%
New / Upgrade Library (Core)	\$3,698,500	\$4,050,192	9.51%	0.00%
New Building "Existing Facilities"	\$23,784,384	\$28,095,044	18.12%	0.25%
Paving / Greening / Equipment	\$169,183,523	\$184,661,331	9.15%	1.90%
Plumbing / Irrigation	\$62,778,588	\$65,340,613	4.08%	1.09%
Portables	\$27,610,142	\$30,336,844	9.88%	0.54%
Qualified Zone Academy Bonds (QZAB)	\$18,419,510	\$21,706,321	17.84%	2.23%
Roofing	\$62,145,507	\$63,705,222	2.51%	0.32%
Safety & Technology	\$592,067,781	\$635,385,836	7.32%	1.37%
Security System / CCTV	\$2,446,900	\$2,800,565	14.45%	0.00%
Seismic Retrofit	\$98,182,704	\$111,221,292	13.28%	3.02%
Sheet Metal / Fencing	\$25,246,916	\$26,006,997	3.01%	0.55%
Small Learning Communities	\$22,594,390	\$26,774,446	18.50%	0.96%
Wall Systems	\$19,999,413	\$21,090,431	5.46%	1.86%
Year-Round Air Conditioning Auditorium	\$17,310,277	\$18,935,353	9.39%	0.45%
Year-Round Air Conditioning Gym	\$29,782,129	\$34,400,983	15.51%	0.89%
Total	\$2,464,558,344	\$2,741,046,147	11.22%	1.83%



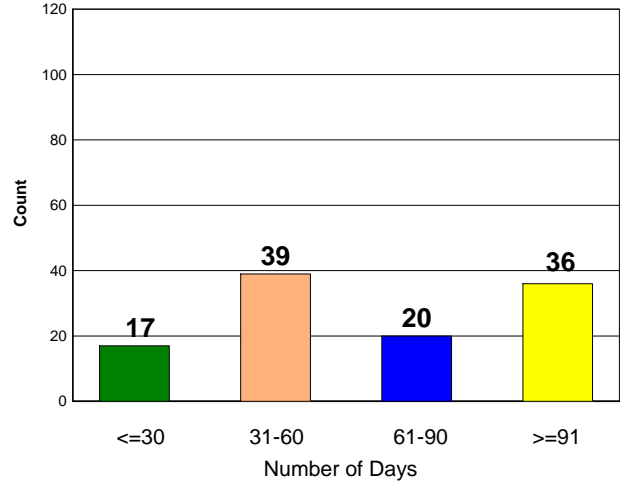
CHANGE ORDER PROCESSING TIME

New Construction

Open Change Orders



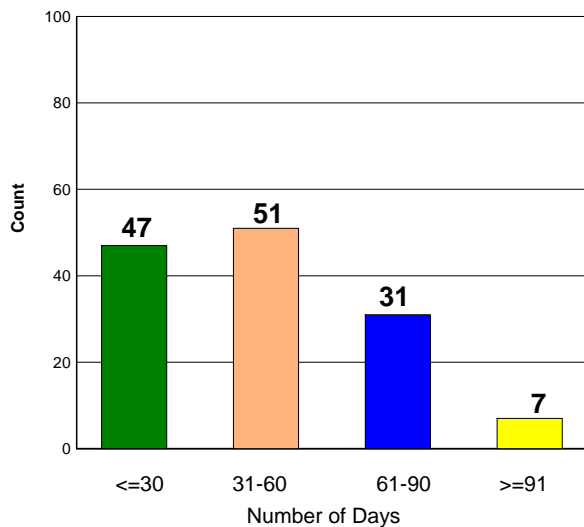
Approved During Month of December 2012



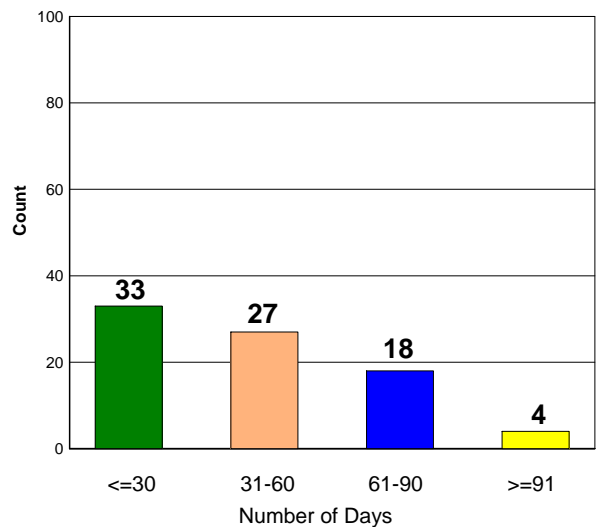
NC Total Approved in December 2012: **112**
Average Number of Days: **84**

Repair & Modernization

Open Change Orders



Approved During Month of December 2012



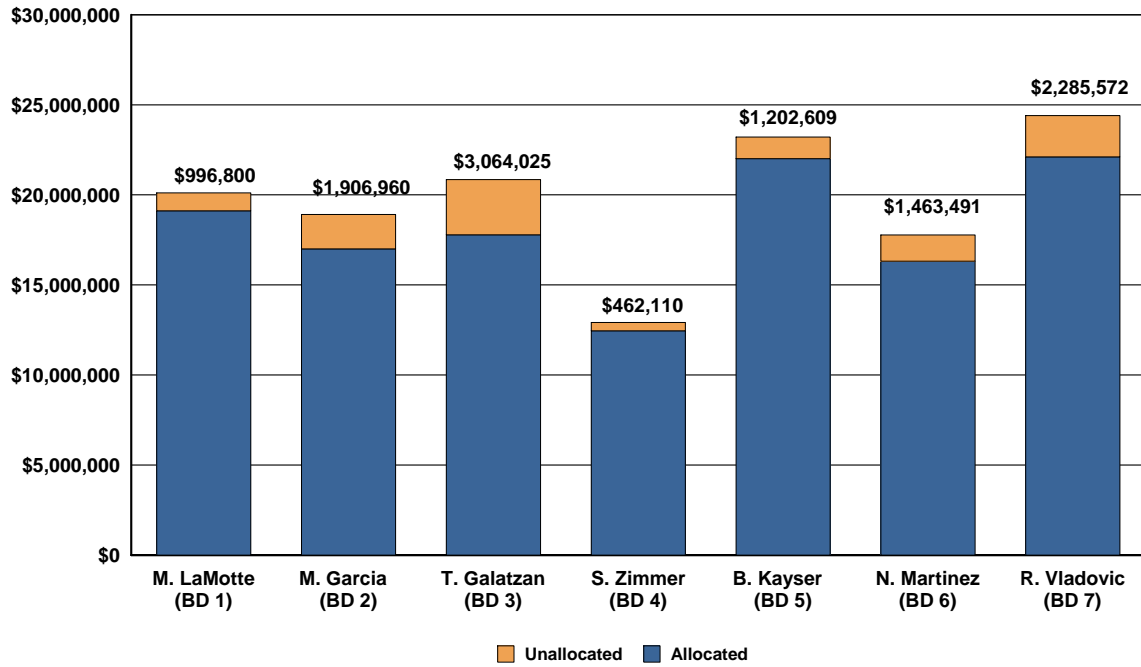
EF Total Approved in December 2012: **82**
Average Number of Days: **45**

Data for Open Change Orders as of February 5, 2013

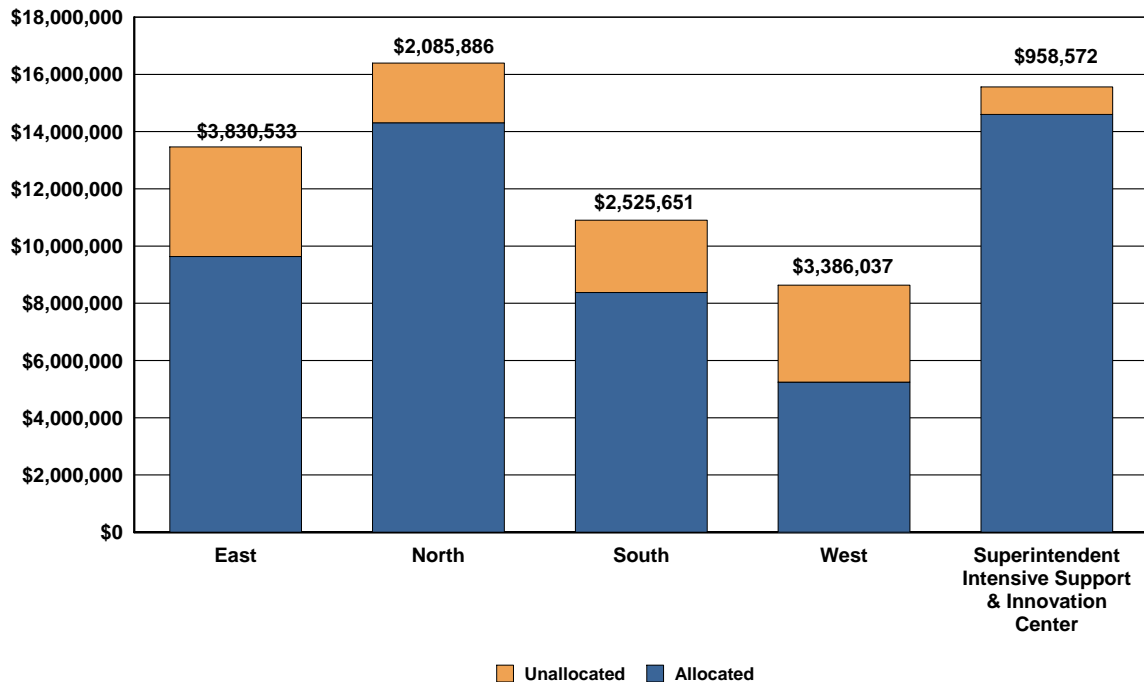


UNALLOCATED BOND FUNDS

BOARD MEMBER DISCRETIONARY BOND FUNDS



EDUCATIONAL SERVICE CENTER ALTERATIONS & IMPROVEMENTS BOND FUNDS



Unallocated Bond Funds as of January 2, 2013



FEDERAL STIMULUS BOND STATUS (BAB AND QSCB)

Local Bond Measure	Bond Type	Amount Issued*	Expenditures as of 1/15/13	% Expended	Remaining to Spend
Measure K	Build America Bonds	\$199,898,054	\$158,034,550	79.06%	\$41,863,504
Measure R	Build America Bonds	\$840,218,663	\$788,814,932	93.88%	\$51,403,731
Measure Y	Build America Bonds	\$1,579,005,124	\$1,122,363,725	71.08%	\$456,641,398
Measure Y	Qualified School Construction Bond	\$608,594,112	\$608,594,112	100.00%	\$0
		\$3,227,715,953	\$2,677,807,320	82.96%	\$549,908,633

*net cost of issuance

Between October 2009 and May 2010, LAUSD sold more than \$4 billion of Measure K, Measure R and Measure Y General Obligation Bonds (GO Bonds) in an effort to ensure the District could complete the current bond program as planned.

The GO Bonds included traditional tax exempt bonds as well as Build America Bonds (BABs) and Qualified School Construction Bonds (QSCBs). BABs are taxable municipal bonds that require the Federal government to pay State or local government issuers a payment equal to 35% of the interest payments on those bonds, which lowers the issuer's cost of borrowing. QSCBs provide Federal tax credits for bondholders in lieu of interest in order to reduce an issuer's cost of borrowing and must be spent within three years of issuance.

The table above shows the amount of BABs and QSCBs issued by LAUSD, how much has been spent and how much is remaining to spend.



BOARD OF EDUCATION ACTIONS

RECENT BOARD ACTIONS THROUGH JANUARY 15, 2013

Report #	Action Item	BOC Date
N/A		

UPCOMING BOARD ACTIONS IN FEBRUARY 2013

Report #	Action Item	BOC Date
154-12/13	Amendment to the Facilities Services Division Strategic Execution Plan to Define and Approve Non Air Conditioning Projects	23-Jan-13
155-12/13	Amendment to the Facilities Services Division Strategic Execution Plan to Cancel 191 and Unfund 25 Projects	23-Jan-13