



FACILITIES SERVICES DIVISION

Consolidated Monthly Program Status Report



Consolidated Monthly Program Status Report

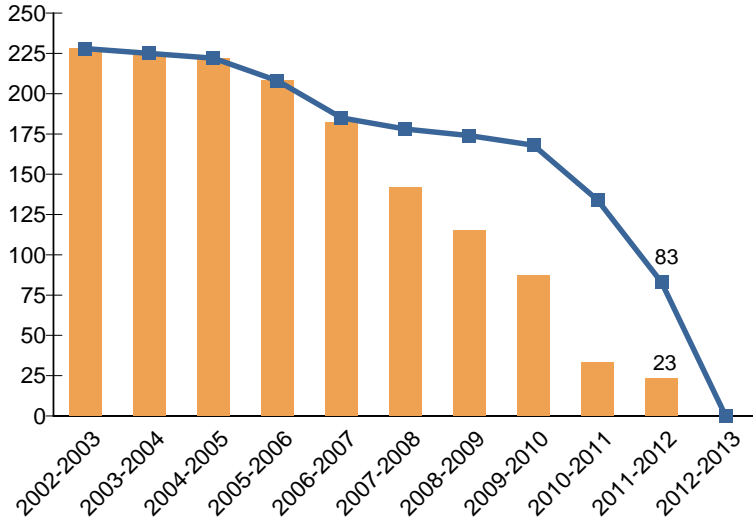
TABLE OF CONTENTS

Program Goals	1
Key Deliverables	2
Capital Needs Assessment and Master Planning Effort	4
Monthly Progress	5
New Construction Change Order Rates	11
Repair & Modernization Change Order Rates	12
Change Order Processing Time	16
Unallocated Bond Funds	17
Federal Stimulus Bond Status (BAB and QSCB)	18
Board of Education Actions	19

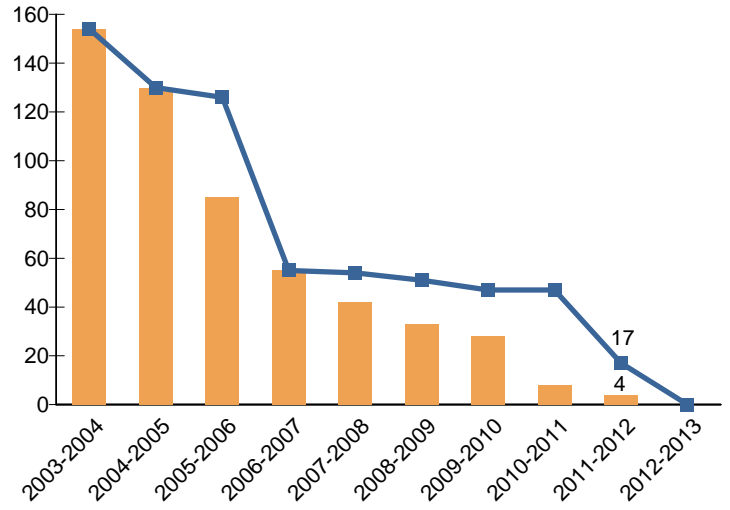


PROGRAM GOALS

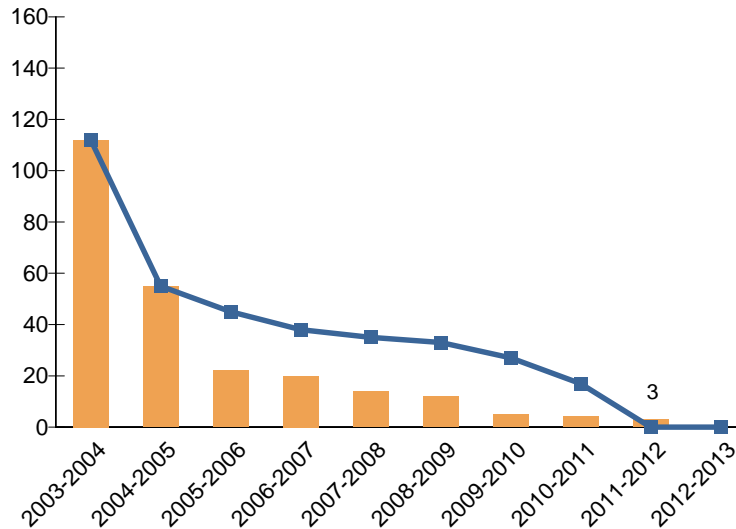
Schools on Multi-Track Calendar



Schools on Concept 6 Calendar



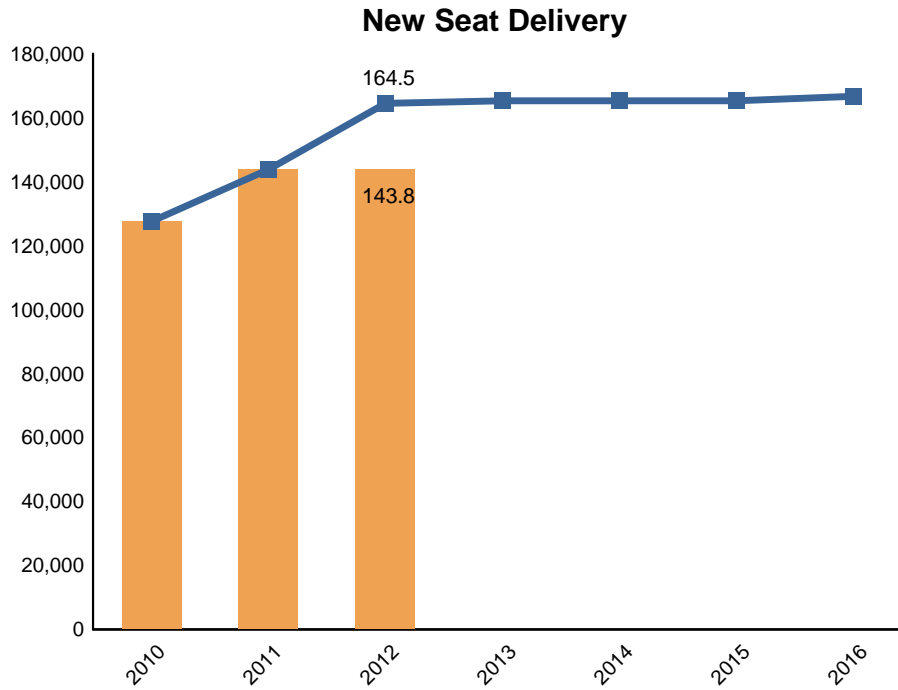
Schools with Involuntary Busing



— Baseline — Actual



KEY DELIVERABLES



New Schools & Additions Opening in 2012

New Construction

Project Name	Substantial Completion	
South LA Area New HS #3	Completed	Q4-2011
Central Region EEC #2	Completed	Q1-2012
Valley Region Bellingham ES Addition	Completed	Q2-2012
South Region HS #15	Completed	Q2-2012
South Region ES #10	Completed	Q2-2012
South Region Span K-8 #1	Completed	Q2-2012
South Region HS #6	Completed	Q2-2012
South Region ES #12	Completed	Q2-2012
Valley Region Span K-8 #1	Completed	Q2-2012
Valley Region Span K-8 #2	Completed	Q2-2012
South Region ES #9		Q2-2012
South Region MS #3		Q2-2012
South Region HS #9		Q2-2012
South Region ES #5		Q2-2012

New Construction

Project Name	Substantial Completion
Central Region ES #21	Q3-2012
135th St. ES Addition	Q3-2012
Harbor City ES Addition	Q3-2012
South Region HS #12	Q3-2012
Central Region ES #22	Q3-2012
Valley Region ES #13	Q3-2012
South Region ES #11	Q3-2012
Central Region Glassell Park EEC	Q3-2012
Central Region MacArthur Park ES Addition	Q3-2012
South Region HS #7	Q3-2012
East LA Star Adult Education	Q3-2012

Capital Improvement Program (CIP)

Project Name	Substantial Completion
Bell Education Center (Phase 2)	Q3-2012
East LA Star HS Academy	Q3-2012
Valley Region MS #3	Q3-2012

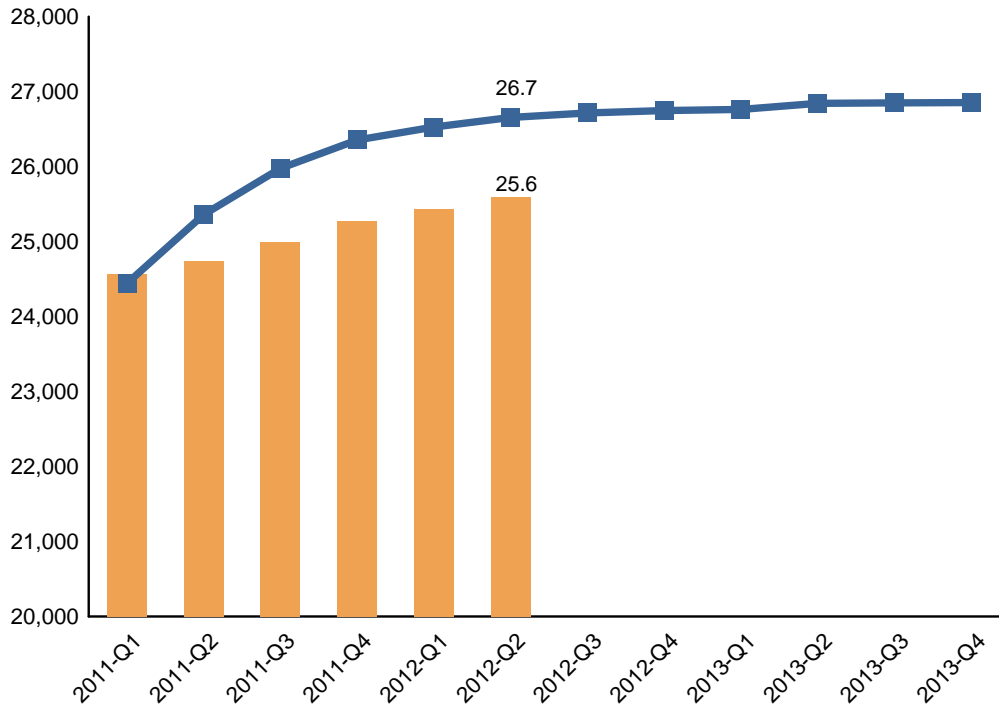


Actual data in the New Seat Delivery chart is adjusted at School Occupancy with additional data on Substantial Completion for projects opening in 2012 provided in the table above; Baseline is the 2011 Facilities Services Division Strategic Execution Plan

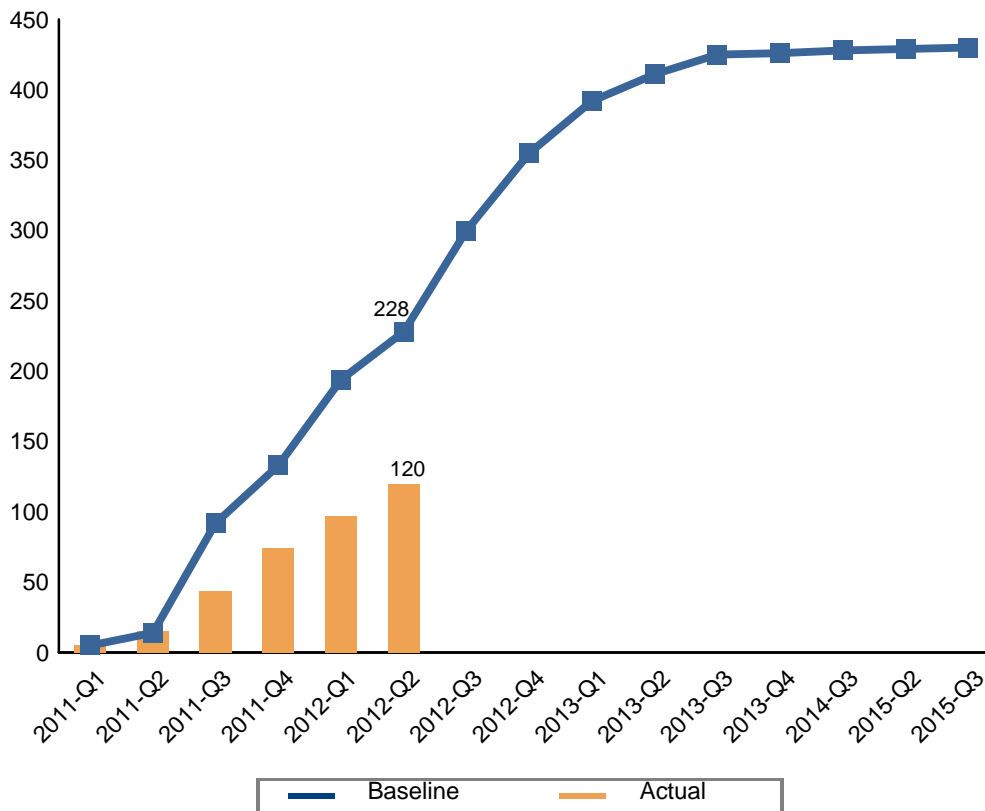


KEY DELIVERABLES

Repair & Modernization Project Completion



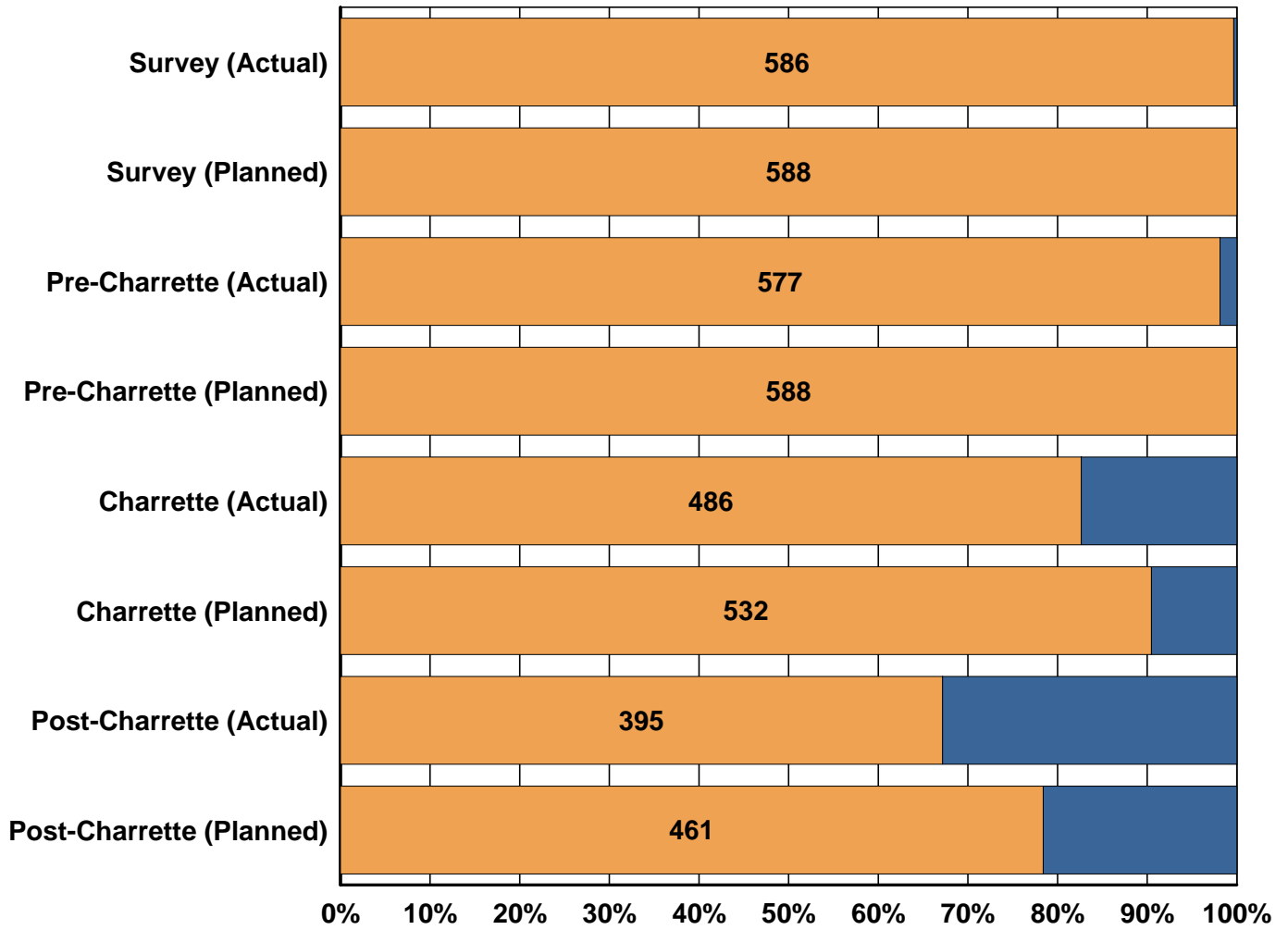
CIP Project Completion



Actual data in the charts above is adjusted at Substantial Completion; Baseline is the 2011 Facilities Services Division Strategic Execution Plan as amended by Board of Education actions to date.



CAPITAL NEEDS ASSESSMENT AND MASTER PLANNING EFFORT



Progress shown for the Capital Needs Assessment & Master Planning Effort as of May 31, 2012



MONTHLY PROGRESS

NTP Design: New Construction

Project #	Project Name	Date
N/A		

NTP Design: Repair & Modernization

Project #	School Name	Project Description	Date
1ZLT1-1	Bravo Medical Magnet HS	Bioengineering Lab: Procure Medical Equipment Only	17-May-12
434Q9-1	Carson ES	Design- Portables - Seismic Retrofit	1-Jun-12
483Q3-2	Westport Heights ES	Portables Seismic Retrofit - Phase II	1-Jun-12

NTP Design: Capital Improvement Program (CIP)

Project #	Project Name	Date
56.40087A	Valley Region Bellingham ES Addition - Photovoltaic Installation	16-May-12

DSA Approval: New Construction

Project #	Project Name	Date
N/A		

DSA Approval: Repair & Modernization

Project #	School Name	Project Description	Date
N/A			

DSA Approval: Capital Improvement Program (CIP)

Project #	Project Name	Date
23.09962	Gardena Bus Garage - Photovoltaic Installation	29-May-12
23.10333	Valley Region Span K-8 #1 - Photovoltaic Installation	13-Jun-12

NTP Construction: New Construction

Project #	Project Name	Date
N/A		



NTP Construction: Repair & Modernization

Project #	School Name	Project Description	Date
1ZWY3-1	2nd St. ES	Mitigate Lead in Water	16-May-12
2Z113-1	Park ES	Parent Center Upgrades	16-May-12
2Z519-1	Sherman Oaks Center for Enriched Studies	Repair Concrete Patio Table Tops	16-May-12
2Z228-1	Bonita ES	ADA Upgrades To Boys Restroom, Rm #18	17-May-12
2Z124-1	Bryson ES	Parent Center Upgrades	17-May-12
2Z120-1	Southeast MS	Parent Center Upgrades	17-May-12
1ZDI5-1	Mount Gleason MS	Roof Coverings	21-May-12
2Z170-1	Owensmouth Continuation HS	Upgrade School Grounds	21-May-12
1ZUQ2-1	Trinity EEC	Mitigate Lead in Water	21-May-12
1ZTF5-1	Trinity ES	Mitigate Lead in Water	21-May-12
1ZLT8-1	Van Nuys HS	SLC Office Modification - Phase IA	21-May-12
1ZWZ1-1	Weemes ES	Mitigate Lead in Water	23-May-12
2Z370-1	Crenshaw HS	Replace Boilers	29-May-12
1ZLJ9-1	Manchester ES	Library Modernization	29-May-12
8536S-3	Bell HS	SLC Modernization - Phase IIB	30-May-12
1ZP50-1	University HS	Demolish Existing, Purchase and Install Irrigation & New Landscaping at Theatre Entrance & Buildings G14, G15	30-May-12
1ZN91-1	Berendo MS	Install Wood Flooring in Dance Studio Guild Hall #101	1-Jun-12
1ZUO7-1	Garza PC	Mitigate Lead in Water	1-Jun-12
2Z640-1	Independence Continuation HS	Renovate and Upgrade Sports Facilities	1-Jun-12
1Z331-1	Pacoima EEC	Repair/Replace Playground Matting	2-Jun-12
624Q4-1	Loyola Village ES	Install Rooftop Unit	8-Jun-12
1ZCZ8-1	Roosevelt HS	ADA Restroom, R Building	8-Jun-12
1ZWW9-1	Palms ES	Mitigate Lead in Water	11-Jun-12
1ZDX8-1	Devonshire ES	Replace Air Conditioning Units	13-Jun-12
P3279-1	Edison MS	Auditorium Air Conditioning Project	14-Jun-12
P3279-2	Edison MS	Gymnasium Air Conditioning Project	14-Jun-12
2Z641-1	Vanalden ES	School Technology - Purchasing iPads	15-Jun-12



NTP Construction: Capital Improvement Program (CIP)

Project #	Project Name	Date
23.10515	Holmes ES - Facelift	16-May-12
23.10558	Taper ES - Facelift	16-May-12
23.10527	Miles ES - Facelift	22-May-12
23.10438	52nd St. ES - Parent & Family Center	23-May-12
23.10146	Reed MS - Facelift	29-May-12
23.10180	Bravo Medical Magnet HS - Facelift	1-Jun-12
23.10451	Olive Vista MS - Parent & Family Center	1-Jun-12
23.10333	Valley Region Span K-8 #1 - Photovoltaic Installation	15-Jun-12

Substantial Completion: New Construction

Project #	Project Name	Date
56.40078	South Region ES #10	18-May-12
56.40092	South Region HS #15	18-May-12
56.40024	South Region Span K-8 #1	23-May-12
56.40021	South Region HS #6	30-May-12
56.40080	South Region ES #12	1-Jun-12
56.40051	Valley Region Span K-8 #1	8-Jun-12
56.40091	Valley Region Span K-8 #2	15-Jun-12



Substantial Completion: Repair & Modernization

Project #	School Name	Project Description	Date
1ZW79-1	Hollywood HS	Joint Use School-Based Clinic	18-May-12
842Q8-1	Wright MS	Upgrade Fire Alarm & Comply with Associated State Requirements	19-May-12
1ZXG1-1	Pacoima EEC	New Shade Shelters	21-May-12
2Z519-1	Sherman Oaks Center for Enriched Studies	Repair Concrete Patio Table Tops	21-May-12
1ZLT8-1	Van Nuys HS	SLC Office Modification - Phase IA	21-May-12
1ZUS6-1	Normandie EEC	Mitigate Lead in Water	24-May-12
879Q1-1	107th St. ES	Replace Fire Alarm System	25-May-12
1ZSY3-1	Banning HS	Non Air-Conditioned Classrooms & MDF Room	25-May-12
1ZSZ3-1	La Salle ES	Non Air-Conditioned Classrooms & MDF Room	25-May-12
1ZT01-1	San Pedro Community Adult School EEC	Non Air-Conditioned Classrooms & MDF Room	25-May-12
1ZWZ3-1	South Park ES	Mitigate Lead in Water	25-May-12
1ZSR6-1	20th St. ES	Non Air-Conditioned Classrooms & MDF Room	29-May-12
1ZNN1-1	Eastman ES	Provide Exterior Lighting to Enhance Safety	29-May-12
1ZUK2-1	Marvin EEC	Mitigate Lead in Water	29-May-12
1ZV87-1	Drew MS	Replace Deteriorated Irrigation Controller(s)	30-May-12
1Z229-1	Evergreen EEC	Repair/Replace Built-In Cabinets or Countertops	30-May-12
1ZUM5-1	Monte Vista EEC	Mitigate Lead in Water	30-May-12
1ZJ60-1	Bell HS	Automotive Tech	31-May-12
2Z488-1	Grant ES	Increase School Technology with iPads	31-May-12
2Z491-1	Kennedy HS	Provide Landscaping Upgrades for Interior Quad	31-May-12
880Q8-1	Miramonte EEC	New Shade Shelters	31-May-12
609Q3-1	State EEC	New Shade Shelters	31-May-12
2Z435-1	Van Nuys ES	P&I Exterior Security Lighting	31-May-12
1ZTF2-1	Blend Special Education ES	Mitigate Lead in Water	1-Jun-12
1ZU06-1	Evergreen EEC	Mitigate Lead in Water	1-Jun-12
1ZUJ6-1	Hobart EEC	Mitigate Lead in Water	4-Jun-12
311Q2-1	Lemay EEC	Paint Building Exterior	5-Jun-12
1ZDI5-1	Mount Gleason MS	Roof Coverings	6-Jun-12
2Z486-1	Mulholland MS	New Safety Pads	6-Jun-12
1Z331-1	Pacoima EEC	Repair/Replace Playground Matting	6-Jun-12
1ZU05-1	El Sereno EEC	Mitigate Lead in Water	11-Jun-12



Substantial Completion: Repair & Modernization

Project #	School Name	Project Description	Date
1ZST5-1	Hooper ES	Non Air-Conditioned Classrooms & MDF Room	11-Jun-12
2Z477-1	Taft HS	Renovate Existing Girls Softball Field	11-Jun-12
2Z478-1	61st St. ES	Increase School Technology	12-Jun-12
1ZNN9-1	University HS	Installation of Football Field Lighting	14-Jun-12
1Z917-1	Bancroft MS	Fire Alarm System	15-Jun-12

Substantial Completion: Capital Improvement Program (CIP)

Project #	Project Name	Date
23.09974	Taft HS - Photovoltaic Installation	20-May-12
23.10130	Grant HS - Facelift	22-May-12
23.10167	Cochran MS - Facelift	25-May-12
23.10170	Mann MS - Facelift	26-May-12
23.10149	Sherman Oaks Center for Enriched Studies - Facelift	31-May-12
23.09969	Grant HS - Photovoltaic Installation	5-Jun-12
23.10158	Venice HS - Facelift	7-Jun-12
23.09977	Washington Preparatory HS - Photovoltaic Installation	7-Jun-12
23.10203	Gompers MS - Facelift	9-Jun-12

DSA Certification: New Construction

Project #	Project Name	Date
N/A		



DSA Certification: Repair & Modernization

Project #	School Name	Project Description	Date
1ZD13-1	Crestwood ES	Provide Secure Entrance	17-May-12
4397H-3	Hancock Park ES	Safety & Technology	18-May-12
8179H-2	Hollenbeck MS	100 Trenching	18-May-12
8179H-3	Hollenbeck MS	100 Fire Alarm	18-May-12
877Q9-3	Western ES	ADA Access Repairs	21-May-12
08446-1	Lawrence MS	Replace Fire Alarm System	24-May-12
P3143-1	66th St. ES	Auditorium Air Conditioning Project	25-May-12
1ZCM1-1	Corona ES	Classroom Ramps & Rails	25-May-12
P3138-1	Heliotrope ES	HVAC - Auditorium Only	25-May-12
1Z534-1	Norwood EEC	New Shade Shelter(s)	25-May-12
764Q5-1	Lomita Math/Science Magnet School	ADA SME Project	1-Jun-12

DSA Certification: Capital Improvement Program (CIP)

Project #	Project Name	Date
N/A		



NEW CONSTRUCTION CHANGE ORDER RATES

PROJECTS COMPLETED PRIOR TO 2012

Total Number of Projects Completed Prior to 2012		Seats	Original Contract Amount	Final Contract Amount	Total Change Order %	User Change Order %
Renovation	4	1,841	\$71,185,500	\$90,037,132	26.48%	2.69%
All Other Projects	227	128,535	\$4,390,176,693	\$4,696,083,896	6.97%	0.64%
Total	231 Projects	130,376	\$4,461,362,193	\$4,786,121,028	7.28%	0.67%

PROJECTS COMPLETED FROM 2012 FORWARD

Project Name	Seats	Date Complete	Original Contract Amount	Final Contract Amount	Total Change Order %	User Change Order %
Central Region EEC #2	150	2012-Q1	\$2,937,585	\$3,249,616	10.62%	1.82%
Valley Region Bellingham ES Addition	550	2012-Q2	\$19,474,350	\$19,977,741	2.58%	2.21%
South Region ES #10 (i)	650	2012-Q2	\$19,768,847	\$19,768,847	0.00%	0.00%
South Region HS #15 (i)	810	2012-Q2	\$62,640,567	\$63,698,362	1.69%	0.00%
South Region Span K-8 #1 (i)	1,278	2012-Q2	\$37,588,950	\$39,228,005	4.36%	0.00%
South Region ES #12 (i)	800	2012-Q2	\$23,551,841	\$24,309,944	3.22%	0.80%
Valley Region Span K-8 #1 (i)	1,047	2012-Q2	\$37,686,372	\$37,881,350	0.52%	0.52%
Total	7 Projects		\$203,648,512	\$208,113,864	2.19%	0.43%

(i) New this month
(ii) Included with another project

GRAND TOTAL

Summary Totals		Seats	Original Contract Amount	Final Contract Amount	Total Change Order %	User Change Order %
Renovation	4 Projects	1,841	\$71,185,500	\$90,037,132	26.48%	2.69%
All Other Projects	234 Projects	133,820	\$4,593,825,205	\$4,904,197,760	6.76%	0.63%
Grand Total	238 Projects	135,661	\$4,665,010,705	\$4,994,234,892	7.06%	0.66%



REPAIR & MODERNIZATION CHANGE ORDER RATES

FORMAL CONTRACTS COMPLETED PRIOR TO 2012

	Original Contract Amount	Final Contract Amount	Total Change Order %	User Change Order %
Total	\$2,317,674,255	\$2,568,399,148	10.82%	1.92%

FORMAL CONTRACTS COMPLETED FROM 2012 FORWARD

School Name	Project Description	Date Complete	Original Contract Amount	Final Contract Amount	Total Change Order %	User Change Order %
32nd St/USC Performing Arts Magnet	Upgrade Fire Alarm & Comply with Associated State Requirements	Q1-2012	\$296,000	\$357,936	20.92%	0.00%
93rd St. ES	Replace Fire Alarm System	Q1-2012	\$629,000	\$684,346	8.80%	0.00%
Bell HS	Renovate Auditorium	Q1-2012	\$495,000	\$610,830	23.40%	1.31%
Carson HS	Seismic Retrofit - Gymnasium Building 012 CAP	Q1-2012	\$1,950,000	\$2,123,389	8.89%	0.00%
Del Amo ES	Lunch Shelter	Q1-2012	\$238,000	\$247,763	4.10%	-2.37%
Edward R. Roybal LC	Tenant Improvement	Q1-2012	\$8,205,000	\$8,422,231	2.65%	0.00%
El Camino Real HS / Leonis Continuation HS	Replace Fire Alarm; Fire Alarm System	Q1-2012	\$1,529,000	\$1,817,419	18.86%	0.00%
Florence ES	Replace HVAC	Q1-2012	\$796,400	\$1,227,394	54.12%	0.00%
Gage MS	Upgrade Fire Alarm & Comply with Associated State Requirements	Q1-2012	\$1,143,000	\$1,271,609	11.25%	0.00%
Haddon ES	Replace Rooftop Gas-Electric Package Units	Q1-2012	\$492,000	\$528,056	7.33%	0.00%
Hobart ES	Upgrade Fire Alarm & Comply with Associated State Requirements	Q1-2012	\$437,800	\$619,677	41.54%	0.00%
Hubbard ES	Upgrade Fire Alarm & Comply with Associated State Requirements	Q1-2012	\$405,500	\$451,545	11.36%	0.00%
Lemay ES	Roof Coverings	Q1-2012	\$250,850	\$250,850	0.00%	0.00%
Lincoln HS	Provide Security Lighting	Q1-2012	\$156,000	\$156,000	0.00%	0.00%
Loreto ES	Upgrade Fire Alarm & Comply with Associated State Requirements	Q1-2012	\$367,000	\$418,386	14.00%	0.00%
Los Angeles HS	Fire Alarm System	Q1-2012	\$1,697,000	\$2,133,487	25.72%	0.00%
Madison MS	Replace Fire Alarm System	Q1-2012	\$1,163,750	\$1,737,318	49.29%	0.00%
Normont ES	New Assembly/Food Service Building	Q1-2012	\$3,129,000	\$3,348,358	7.01%	0.44%
North Hollywood HS	Fire Alarm	Q1-2012	\$1,352,000	\$2,054,549	51.96%	0.88%
Parthenia ES	Repair Arcades & Lunch Shelters	Q1-2012	\$371,173	\$371,173	0.00%	0.00%
Reed MS	Upgrade Fire Alarm & Comply with Associated State Requirements	Q1-2012	\$1,072,000	\$1,342,601	25.24%	0.00%



FORMAL CONTRACTS COMPLETED FROM 2012 FORWARD

School Name	Project Description	Date Complete	Original Contract Amount	Final Contract Amount	Total Change Order %	User Change Order %
Roosevelt HS	Fire Alarm System	Q1-2012	\$1,797,000	\$3,042,234	69.30%	0.00%
San Fernando MS	Upgrade Fire Alarm & Comply with Associated State Requirements	Q1-2012	\$952,000	\$1,408,724	47.98%	20.21%
Sherman Oaks ES	Fire Alarm	Q1-2012	\$328,000	\$432,222	31.78%	0.00%
South Gate HS	Fire Alarm System	Q1-2012	\$1,954,000	\$2,179,199	11.53%	0.00%
Sunrise ES	Paint Interior of School Classrooms	Q1-2012	\$75,000	\$75,000	0.00%	0.00%
Vine ES	Upgrade Fire Alarm & Comply with Associated State Requirements	Q1-2012	\$404,000	\$406,896	0.72%	0.00%
Washington Preparatory HS	Remove & Replace Grandstands; Track Renovation	Q1-2012	\$3,704,609	\$3,929,383	6.07%	0.00%
Wilmington MS	Exterior Painting & Refinish	Q1-2012	\$131,590	\$131,590	0.00%	0.00%
107th St. ES	Replace Fire Alarm System	Q2-2012	\$397,700	\$461,061	15.93%	0.00%
54th St. ES / 6th Ave. ES	Fire Alarm System	Q2-2012	\$1,287,000	\$2,185,926	69.85%	0.99%
Bancroft MS	Replace Campus-Wide Fire Alarm System	Q2-2012	\$985,000	\$1,285,038	30.46%	0.00%
Bridge EEC / El Sereno EEC / Hooper EEC / Wadsworth EEC	New Shade Shelters	Q2-2012	\$326,000	\$374,403	14.85%	0.00%
Brooklyn EEC	Modernization (Outdoor Classroom, Fencing, Interior/Exterior Painting)	Q2-2012	\$318,500	\$331,651	4.13%	0.00%
Downtown Magnets HS: Downtown Business Magnet	Fire Alarm System	Q2-2012	\$747,870	\$883,246	18.10%	0.00%
Hollenbeck MS	Fire Alarm System	Q2-2012	\$1,313,000	\$2,020,647	53.90%	0.00%
Maclay MS / Fernangeles ES / Montague Charter Academy	Provide and Install Hydro Seed, Upgrade Irrigation, Field & Security Lighting, Path of Travel; Gym A/C Project; Auditorium A/C Project	Q2-2012	\$2,347,000	\$2,620,324	11.65%	0.00%
Manual Arts HS	Fire Alarm System	Q2-2012	\$1,652,000	\$1,764,365	6.80%	0.00%
Mt. Gleason MS	Roof Coverings	Q2-2012	\$89,323	\$89,323	0.00%	0.00%
Polytechnic HS	Exterior Painting & Refinish	Q2-2012	\$230,000	\$230,000	0.00%	0.00%
Polytechnic HS	Performing & Media Arts (CTE); Convert a Portion of Basketball Play Area into Parking Lot	Q2-2012	\$1,621,000	\$2,045,539	26.19%	0.00%
Sun Valley MS	Medical Health Services - Dental	Q2-2012	\$1,180,435	\$1,165,352	-1.28%	0.00%
Wright MS	Upgrade Fire Alarm & Comply With Associated State Requirements	Q2-2012	\$1,048,000	\$1,190,515	13.60%	0.00%
Total			\$49,064,500	\$58,427,559	19.08%	0.47%



GRAND TOTAL

Summary Totals	Original Contract Amount	Final Contract Amount	Total Change Order %	User Change Order %
Formal Contracts Completed Prior to 2012	\$2,317,674,255	\$2,568,399,148	10.82%	1.92%
Formal Contracts Completed from 2012 Forward	\$49,064,500	\$58,427,559	19.08%	0.47%
Grand Total	\$2,366,738,755	\$2,626,826,707	10.99%	1.89%



REPAIR & MODERNIZATION CHANGE ORDER RATES

GRAND TOTAL BY PROJECT TYPE

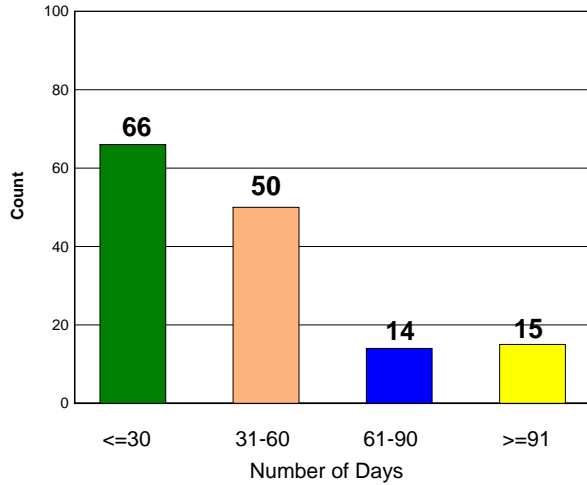
Project Type	Original Contract Amount	Final Contract Amount	Total Change Order %	User Change Order %
Adult & Career Education	\$30,445,000	\$34,100,403	12.01%	0.95%
Air Conditioning	\$267,886,979	\$310,999,805	16.09%	6.51%
Asbestos Abatement	\$23,785,783	\$23,783,102	-0.01%	1.81%
Athletic Facilities	\$49,589,721	\$59,428,918	19.84%	2.42%
Auditorium Renovations	\$4,882,039	\$6,005,665	23.02%	3.27%
Classroom Lighting	\$11,481,038	\$11,393,019	-0.77%	0.00%
Concrete Paving	\$6,220,172	\$6,014,472	-3.31%	0.07%
DSA Access Compliance	\$20,828,137	\$23,468,448	12.68%	0.63%
DSA Fire Alarm	\$290,016,446	\$339,925,656	17.21%	0.48%
Electrical / M&O Fire Alarm	\$11,994,143	\$13,217,892	10.20%	0.78%
Elevator Systems	\$7,114,523	\$6,798,994	-4.44%	0.96%
Exterior Painting	\$44,002,452	\$46,932,559	6.66%	4.70%
Floor Coverings	\$48,872,505	\$50,388,953	3.10%	0.40%
Food Services Modernization	\$33,768,501	\$39,388,909	16.64%	0.97%
Hazard Mitigation	\$57,759,709	\$59,111,318	2.34%	1.19%
HVAC	\$67,579,041	\$74,738,339	10.59%	0.49%
Interior Painting	\$35,194,370	\$35,905,081	2.02%	0.38%
Joint-Use Athletic Field/Outdoor Facility	\$14,122,284	\$16,548,586	17.18%	0.76%
Library Renovation	\$7,550,263	\$9,041,839	19.76%	0.21%
Lockers	\$2,307,893	\$2,437,711	5.62%	3.27%
Lunch Shelters	\$18,426,426	\$20,253,048	9.91%	0.95%
Modernizations	\$174,323,745	\$206,448,692	18.43%	1.74%
New / Upgrade Library (Core)	\$3,698,500	\$4,050,192	9.51%	0.00%
New Building "Existing Facilities"	\$20,940,340	\$25,043,919	19.60%	0.29%
Paving / Greening / Equipment	\$169,148,523	\$184,626,331	9.15%	1.90%
Plumbing / Irrigation	\$62,778,588	\$65,340,613	4.08%	1.09%
Portables	\$27,610,142	\$30,307,337	9.77%	0.54%
Qualified Zone Academy Bonds (QZAB)	\$18,419,510	\$21,706,321	17.84%	2.23%
Roofing	\$61,888,807	\$63,445,092	2.51%	0.32%
Safety & Technology	\$592,067,781	\$635,516,776	7.34%	1.37%
Security System / CCTV	\$2,446,900	\$2,800,565	14.45%	0.00%
Seismic Retrofit	\$68,940,704	\$75,088,400	8.92%	3.75%
Sheet Metal / Fencing	\$25,246,916	\$26,006,997	3.01%	0.55%
Small Learning Communities	\$18,753,055	\$22,652,822	20.80%	0.89%
Wall Systems	\$19,799,413	\$20,890,431	5.51%	1.88%
Year-Round Air Conditioning Auditorium	\$17,066,277	\$18,660,806	9.34%	0.46%
Year-Round Air Conditioning Gym	\$29,782,129	\$34,358,700	15.37%	0.89%
Total	\$2,366,738,755	\$2,626,826,707	10.99%	1.89%



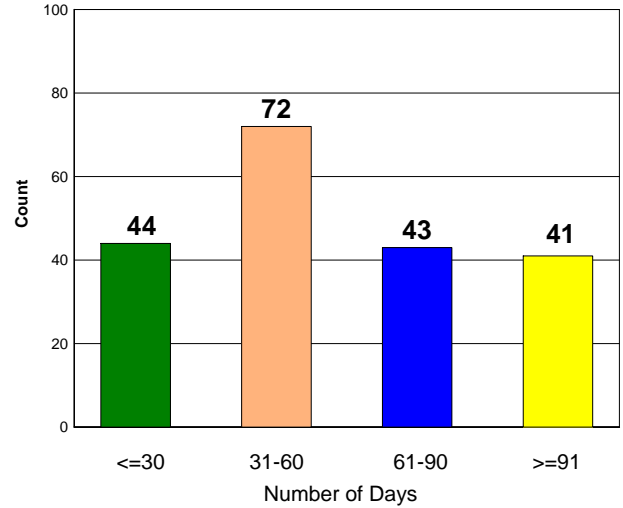
CHANGE ORDER PROCESSING TIME

New Construction

Open Change Orders



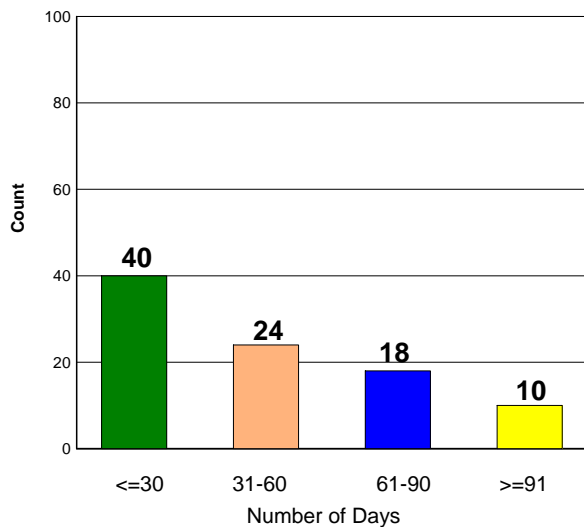
Approved During Month of May 2012



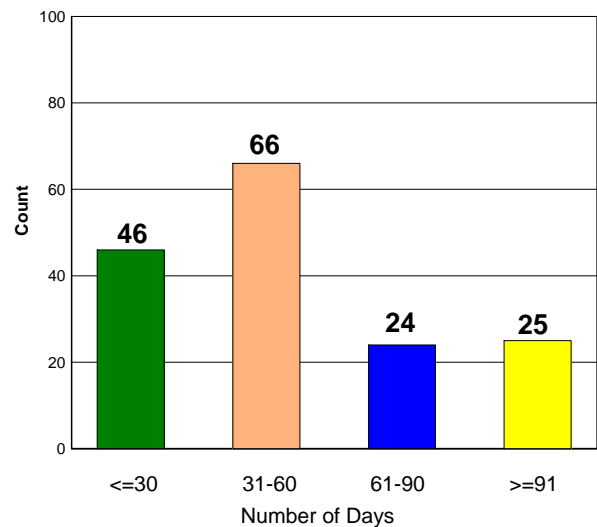
NC Total Approved in May 2012: **200**
Average Number of Days: **75**

Repair & Modernization

Open Change Orders



Approved During Month of May 2012



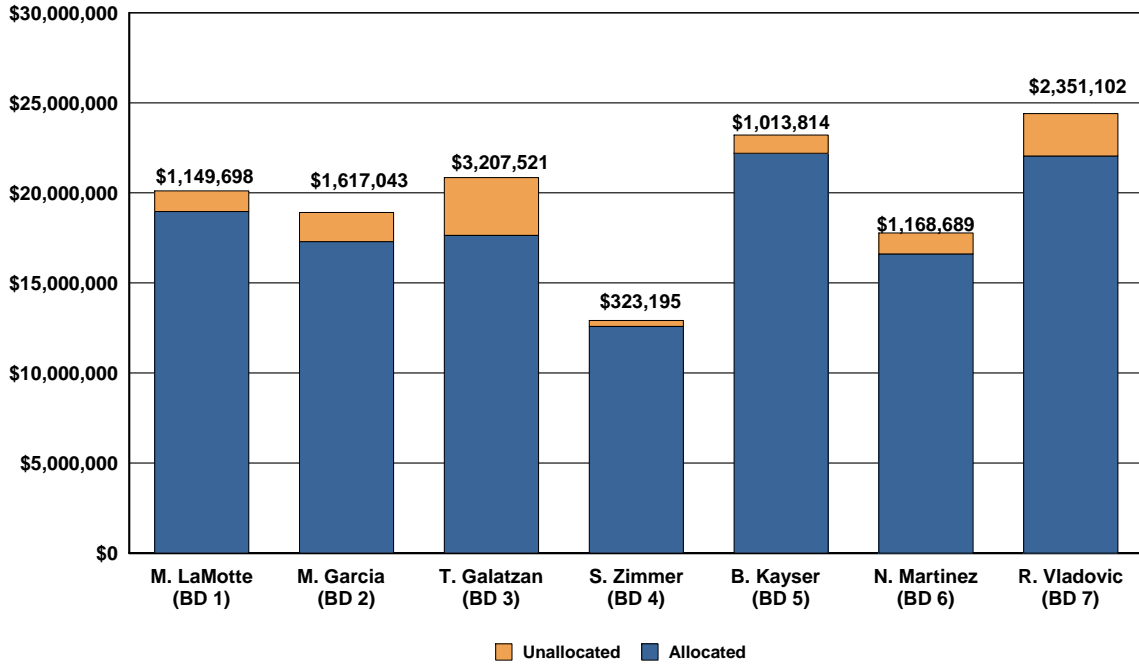
EF Total Approved in May 2012: **161**
Average Number of Days: **54**

Data for Open Change Orders as of July 3, 2012

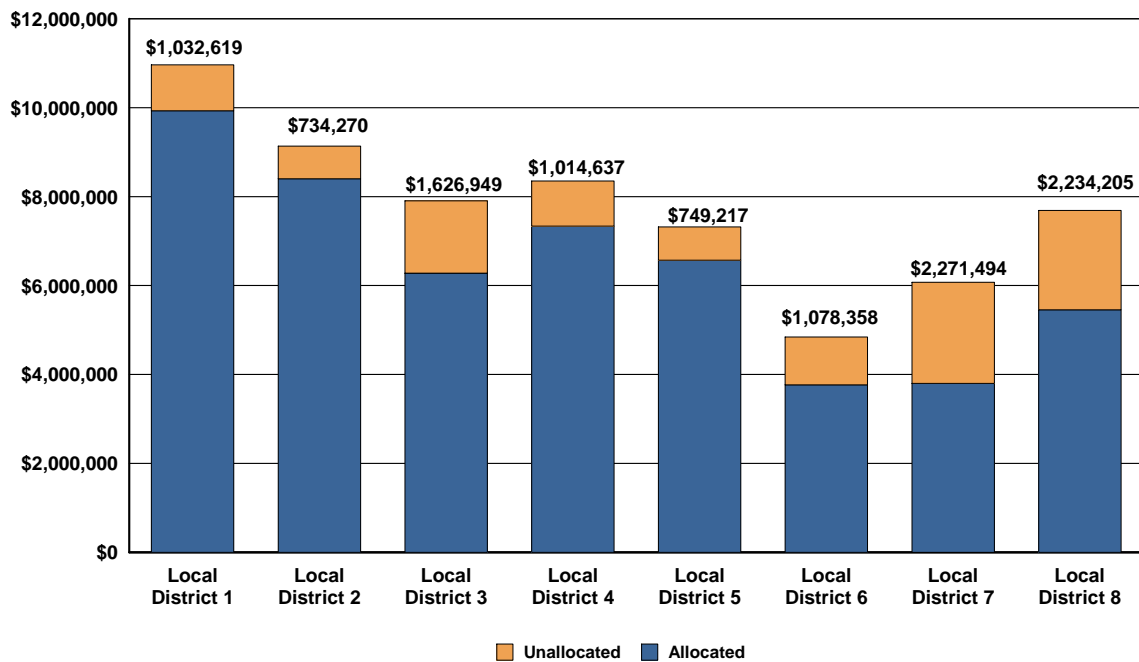


UNALLOCATED BOND FUNDS

BOARD MEMBER DISCRETIONARY BOND FUNDS



LOCAL DISTRICT ALTERATIONS & IMPROVEMENTS BOND FUNDS



Unallocated Bond Funds as of May 31, 2012



FEDERAL STIMULUS BOND STATUS (BAB AND QSCB)

Local Bond Measure	Bond Type	Amount Issued*	Expenditures as of 6/15/12	% Expended	Remaining to Spend
Measure K	Build America Bonds	\$199,898,054	\$158,050,530	79.07%	\$41,847,524
Measure R	Build America Bonds	\$840,218,663	\$756,766,867	90.07%	\$83,451,796
Measure Y	Build America Bonds	\$1,579,005,124	\$989,937,691	62.69%	\$589,067,432
Measure Y	Qualified School Construction Bond	\$608,594,112	\$578,922,248	95.12%	\$29,671,864
		\$3,227,715,953	\$2,483,677,337	76.95%	\$744,038,616

*net cost of issuance

Between October 2009 and May 2010, LAUSD sold more than \$4 billion of Measure K, Measure R and Measure Y General Obligation Bonds (GO Bonds) in an effort to ensure the District could complete the current bond program as planned.

The GO Bonds included traditional tax exempt bonds as well as Build America Bonds (BABs) and Qualified School Construction Bonds (QSCBs). BABs are taxable municipal bonds that require the Federal government to pay State or local government issuers a payment equal to 35% of the interest payments on those bonds, which lowers the issuer's cost of borrowing. QSCBs provide Federal tax credits for bondholders in lieu of interest in order to reduce an issuer's cost of borrowing and must be spent within three years of issuance.

The table above shows the amount of BABs and QSCBs issued by LAUSD, how much has been spent and how much is remaining to spend.



BOARD OF EDUCATION ACTIONS

RECENT BOARD ACTIONS THROUGH JUNE 15, 2012

Report #	Action Item	BOC Date
251-11/12	Amendment to the Facilities Services Division Strategic Execution Plan to Define and Approve Twenty-Six Alteration and Improvement and Board Member Priority Projects at Various Schools	16-May-12

UPCOMING BOARD ACTIONS ON JUNE 28, 2012

Report #	Action Item	BOC Date
323-11/12	Amendment to the Facilities Services Division Strategic Execution Plan to Approve \$6 Million of School Energy Conservation Lighting Projects	20-Jun-12
324-11/12	Approval of the 2012 Facilities Services Division Strategic Execution Plan	20-Jun-12
325-11/12	Amendment to the Facilities Services Division Strategic Execution Plan to Cancel One and Add One 2012-13 Proposition 39 Charter School Renovation Project	20-Jun-12