



FACILITIES SERVICES DIVISION

Consolidated Monthly Program Status Report



Consolidated Monthly Program Status Report

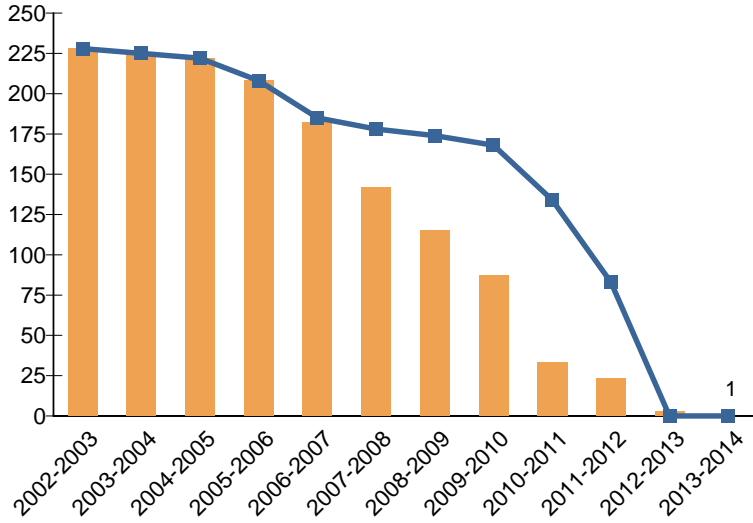
TABLE OF CONTENTS

Program Goals	1
Key Deliverables	2
Monthly Progress	4
New Construction Change Order Rates	8
Repair & Modernization Change Order Rates	9
Change Order Processing Time	12
Unallocated Bond Funds	13
Federal Stimulus Bond Status (BAB and QSCB)	14
Board of Education Actions	15

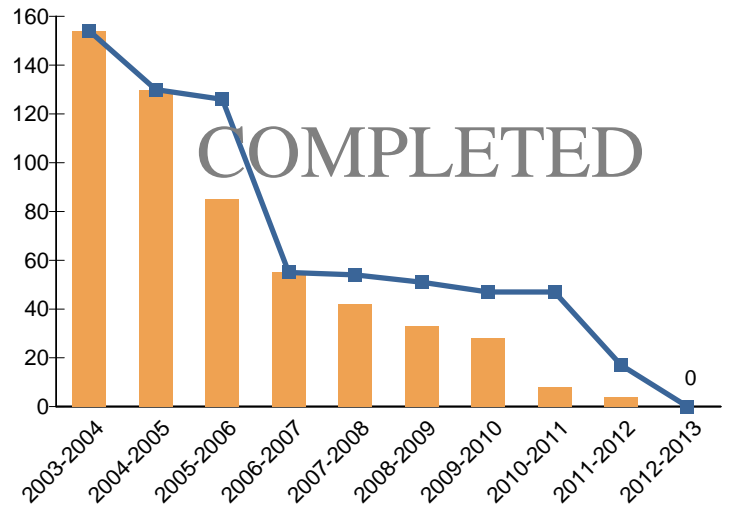


PROGRAM GOALS

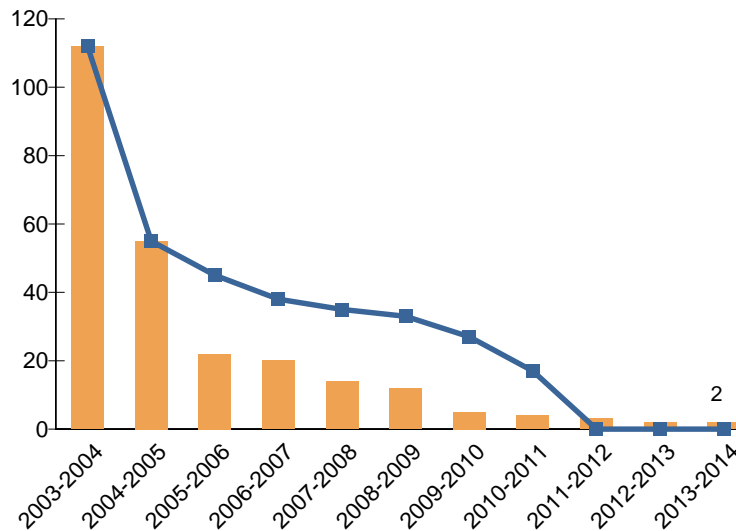
Schools on Multi-Track Calendar



Schools on Concept 6 Calendar



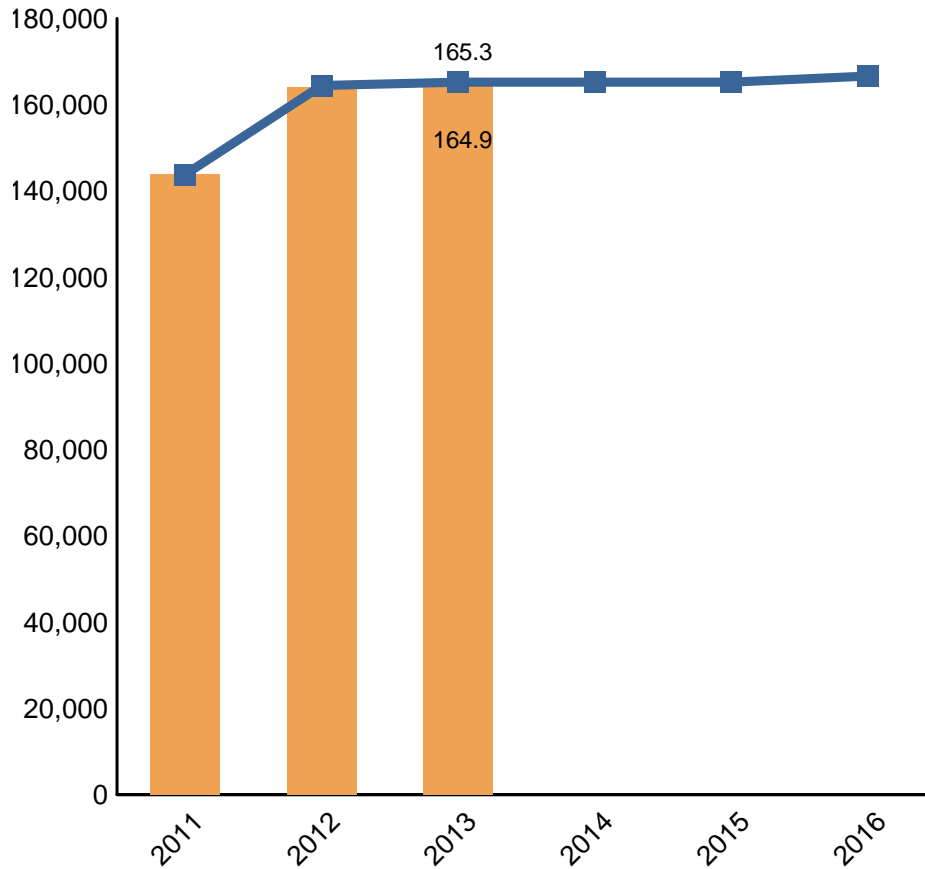
Schools with Involuntary Busing





KEY DELIVERABLES

New Seat Delivery

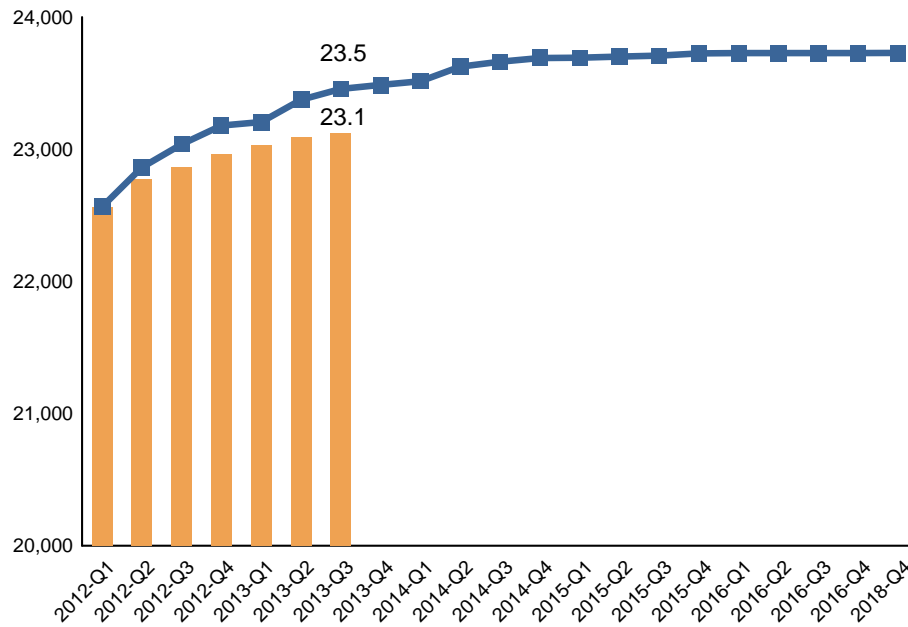


New Seat Delivery chart above includes only New Construction projects. Actual data is adjusted at School Occupancy. Baseline is the 2013 Facilities Services Division Strategic Execution Plan

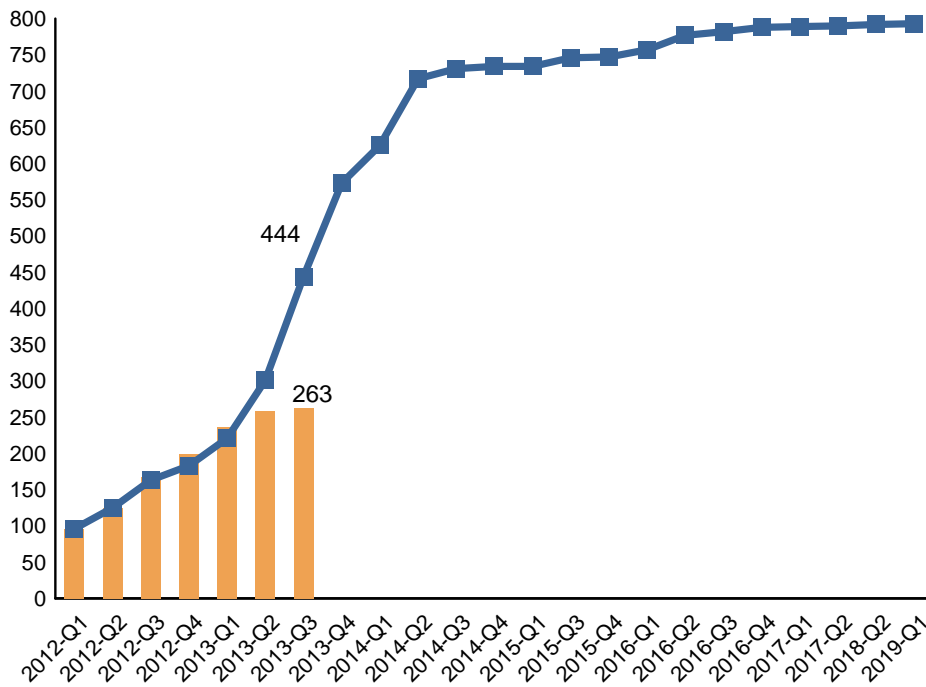


KEY DELIVERABLES

Repair & Modernization Project Completion



CIPR Project Completion



— Baseline — Actual

Actual data in the charts above is adjusted at Substantial Completion. Baseline is the 2013 Facilities Services Division Strategic Execution Plan as amended by Board of Education actions to date. In addition, Repair & Modernization Baseline and Actual data exclude projects categorized as "Completed By Other Means". The 306 projects approved by the Board on June 18, 2013 have been added to the CIPR project baseline.



MONTHLY PROGRESS

NTP Design: New Construction

Project #	Project Name	Date
N/A		

NTP Design: Repair & Modernization

Project #	School Name	Project Description	Date
10364222	Verdugo Hills HS	Design Campus-Wide Fire Alarm	29-Aug-13

NTP Design: Capital Improvement Program (CIPR)

Project #	Project Name	Date
10364051	Maple PC - IT Network Upgrade	16-Aug-13
10364031	El Camino Real HS - IT Network Upgrade	23-Aug-13
10364048	Madison ES - IT Network Upgrade	23-Aug-13

DSA Approval: New Construction

Project #	Project Name	Date
N/A		

DSA Approval: Repair & Modernization

Project #	School Name	Project Description	Date
10104661	Fairfax HS	Health Careers Academy	17-Aug-13

DSA Approval: Capital Improvement Program (CIPR)

Project #	Project Name	Date
N/A		

NTP Construction: New Construction

Project #	Project Name	Date
N/A		

NOTE: FSD has changed its project numbering to coincide with the District's SAP Go-Live



NTP Construction: Repair & Modernization

Project #	School Name	Project Description	Date
10100421	Normont EEC	Paint Building Exterior	24-Aug-13
10204036	Drew MS	Refinish Gymnasium Floor	2-Sep-13
10108423	66th St. ES	Purchase / Install Benches for Speech Area	3-Sep-13
10364366	San Pedro HS	Small Learning Communities Facilities Upgrades - Academy Offices, Outdoor Spaces, Visual Identity	3-Sep-13

NTP Construction: Capital Improvement Program (CIPR)

Project #	Project Name	Date
10364056	Mountain View ES - IT Network Upgrade	16-Aug-13
10364032	Fishburn ES - IT Network Upgrade	19-Aug-13
10363968	Loreto ES - IT Network Upgrade	19-Aug-13
10364044	Lorne ES - IT Network Upgrade	19-Aug-13
10364047	Lull Special Education Center - IT Network Upgrade	19-Aug-13
10364053	Mid-City Magnet School - IT Network Upgrade	19-Aug-13
10364071	Sunrise ES - IT Network Upgrade	19-Aug-13
10004816	Chatsworth Park ES - Technology Upgrades Shade Structure	20-Aug-13
10364074	Toland Way ES - IT Network Upgrade	20-Aug-13
10364040	King ES - IT Network Upgrade	21-Aug-13
10364081	Virginia ES - IT Network Upgrade	21-Aug-13
10364082	West Hollywood Community Day School - IT Network Upgrade	21-Aug-13
10364055	Monte Vista ES - IT Network Upgrade	22-Aug-13
10364072	Sylmar ES - IT Network Upgrade	22-Aug-13
10364037	Hobart ES - IT Network Upgrade	23-Aug-13
10364041	Lane ES - IT Network Upgrade	23-Aug-13
10004835	Owensmouth Continuation - Shade Structure	26-Aug-13
10364079	Victoria ES - IT Network Upgrade	29-Aug-13
10364019	Bradley Env Science/Humanities Magnet - IT Network Upgrade	30-Aug-13
10364024	Century Park ES - IT Network Upgrade	3-Sep-13
10364035	Harbor Teacher Preparation Academy - IT Network Upgrade	4-Sep-13
10364062	Queen Anne ES - IT Network Upgrade	4-Sep-13
10364069	San Pedro ES - IT Network Upgrade	13-Sep-13



Substantial Completion: New Construction

Project #	Project Name	Date
10005169	Panorama HS - 2013-14 Prop 39	19-Aug-13

Substantial Completion: Repair & Modernization

Project #	School Name	Project Description	Date
10102452	Barrett ES	2 Hot Water Boilers	16-Aug-13
10102224	Cleveland HS	Small Learning Communities Facilities Upgrades - Academy Offices, Outdoor Spaces, Visual Identity	19-Aug-13
10107724	52nd St. ES	Mitigate Lead in Water	20-Aug-13
10004276	Cabrillo EEC	Cabrillo Eec - Shade Shelter	27-Aug-13
10004282	Hawaiian EEC	Hawaiian Eec - Shade Shelter	27-Aug-13
10004287	Park Western EEC	Park Western Eec - Shade Shelter	27-Aug-13
10104351	Hoover ES	3C Fire Alarm System	30-Aug-13
10108419	Independence Continuation HS	Renovate / Upgrade Sports Facilities	30-Aug-13
10103480	Manual Arts HS	Girls Restroom Upgrade	3-Sep-13
10101903	North Hollywood HS	Small Learning Communities Facilities Upgrades - Academy Offices, Outdoor Spaces, Visual Identity	7-Sep-13

Substantial Completion: Capital Improvement Program (CIPR)

Project #	Project Name	Date
N/A		

DSA Certification: New Construction

Project #	Project Name	Date
-----------	--------------	------

DSA Certification: Repair & Modernization

Project #	School Name	Project Description	Date
10100368	Sunrise ES	ADA Ramp To Rm. 6 (Near The Cafeteria)	22-Aug-13
10100875	North Hollywood HS	Replace Boilers, Air Handlers, Controls/Reciprocating Chiller	23-Aug-13
10101361	Franklin HS	SLC DSA	5-Sep-13
10101975	LIMERICK EL	Modular CLRM Bldg-Phase1	9-Sep-13
10105320	LIMERICK EL	INST/RPR/RPLC Lunch Pavilion	9-Sep-13
10100670	LOKRANTZ SP ED CTR	Fire Alarm System	9-Sep-13
10100303	McBride Special Education Center	Air Cond Classrooms + Office	9-Sep-13



DSA Certification: Capital Improvement Program (CIPR)

Project #	Project Name	Date
10004181	South Region HS #2 - Photovoltaic Installation	6-Sep-13
10004182	South Region HS #4 - Photovoltaic Installation	6-Sep-13



NEW CONSTRUCTION CHANGE ORDER RATES

PROJECTS COMPLETED PRIOR TO 2013

Total Number of Projects Completed Prior to 2013			Original Contract Amount	Final Contract Amount	Total Change Order %	User Change Order %
		Seats				
Renovation	4 Projects	1,841	\$71,185,500	\$90,037,132	26.48%	2.69%
All Other Projects	253 Projects	146,794	\$5,078,247,341	\$5,420,253,992	6.73%	0.74%
Total	257 Projects	148,635	\$5,149,432,841	\$5,510,291,124	7.01%	0.76%

PROJECTS COMPLETED FROM 2013 FORWARD

Project Name	Seats	Date Complete	Original Contract Amount	Final Contract Amount	Total Change Order %	User Change Order %
Central Region ES #20	800	2013-Q2	\$41,006,364	\$43,231,019	5.43%	0.52%
Total	1 Projects		\$41,006,364	\$43,231,019	5.43%	0.52%

GRAND TOTAL

Summary Totals			Original Contract Amount	Final Contract Amount	Total Change Order %	User Change Order %
		Seats				
Renovation	4 Projects	1,841	\$71,185,500	\$90,037,132	26.48%	2.69%
All Other Projects	254 Projects	147,594	\$5,119,253,705	\$5,463,485,011	6.72%	0.73%
Grand Total	258 Projects	149,435	\$5,190,439,205	\$5,553,522,143	7.00%	0.76%



REPAIR & MODERNIZATION CHANGE ORDER RATES

FORMAL CONTRACTS COMPLETED PRIOR TO 2013

	Original Contract Amount	Final Contract Amount	Total Change Order %	User Change Order %
Total	\$2,464,521,153	\$2,742,379,453	11.27%	1.83%

FORMAL CONTRACTS COMPLETED FROM 2013 FORWARD

School Name	Project Description	Date Complete	Original Contract Amount	Final Contract Amount	Total Change Order %	User Change Order %
Belmont HS	Small Learning Communities - Phase II	Q1-2013	\$425,143	\$454,635	6.94%	0.00%
Calvert ES	Path Of Travel	Q1-2013	\$114,590	\$120,050	4.76%	0.00%
Edison MS	Air Conditioning for Gym and Auditorium	Q1-2013	\$658,000	\$747,671	13.63%	0.00%
Ellen Ochoa LC	17250 ADA Work	Q1-2013	\$201,279	\$200,418	-0.43%	0.00%
Foshay LC	Auditorium Renovation	Q1-2013	\$5,460,000	\$6,041,809	10.66%	0.00%
Gage MS	Relocate/Expand the Existing Northeast Community School-Based Clinic	Q1-2013	\$1,343,895	\$1,376,771	2.45%	0.00%
Garfield HS	Small Learning Communities Facilities Upgrades - ADA, Outdoor Spaces, Visual Identity	Q1-2013	\$528,000	\$528,000	0.00%	0.00%
Hollywood HS / CAS	Fire Alarm	Q1-2013	\$1,365,000	\$2,384,978	74.72%	0.00%
Kennedy-San Fernando CAS	Fire Alarm System	Q1-2013	\$201,000	\$209,519	4.24%	0.00%
Lorena ES	Provide Sanitary Building	Q1-2013	\$893,609	\$893,609	0.00%	0.00%
Manual Arts HS	Joint Use School-Based Clinic	Q1-2013	\$1,609,000	\$1,904,923	18.39%	0.00%
Monroe HS	Replace A/C Units, Administration & Library	Q1-2013	\$869,000	\$941,973	8.40%	0.00%
University HS	Renovation of Shop for Music Rooms	Q1-2013	\$1,173,000	\$1,402,152	19.54%	0.75%
Venice HS*	Air Conditioning - Classrooms & Gym	Q1-2013	\$6,365,000	\$7,149,881	12.33%	0.00%
Washington Preparatory HS / Ellington HS	Fire Alarm System	Q1-2013	\$2,132,000	\$3,341,589	56.73%	0.00%
Bell HS	Exterior/Interior Painting & Refinish	Q2-2013	\$585,000	\$585,000	0.00%	0.00%
Bell HS	SLC Modernization Phase 2B	Q2-2013	\$928,000	\$1,144,683	23.35%	0.00%
Lassen ES	Provide Food Service Facility	Q2-2013	\$1,343,000	\$1,486,145	10.66%	0.00%
Lowman Special Education Center	Upgrade HVAC	Q2-2013	\$478,900	\$646,341	34.96%	0.00%
Manchester ES	Library Modernization	Q2-2013	\$640,000	\$791,231	23.63%	0.00%
Reseda HS	Renovate Auditorium Including Lighting, Air Vent, Control Booth & Scene Shop	Q2-2013	\$1,194,000	\$1,702,453	42.58%	0.00%



FORMAL CONTRACTS COMPLETED FROM 2013 FORWARD

School Name	Project Description	Date Complete	Original Contract Amount	Final Contract Amount	Total Change Order %	User Change Order %
Sun Valley MS	Gym & Auditorium Air Conditioning Project	Q2-2013	\$1,435,000	\$1,586,294	10.54%	0.00%
Washington Preparatory HS	Small Learning Communities Facilities Upgrades (Phase 2) - ADA, Outdoor Spaces, Visual Identity	Q2-2013	\$1,030,000	\$1,326,878	28.82%	0.00%
Westchester HS	Replace Bleachers	Q2-2013	\$956,500	\$1,427,348	49.23%	0.47%
Belvedere MS	Upgrade Fire Alarm & Comply with Associated State Requirements	Q3-2013	\$1,049,000	\$1,264,971	20.59%	0.00%
Bertrand ES	New Faculty Parking	Q3-2013	\$83,401	\$83,401	0.00%	0.00%
Cleveland HS	Small Learning Communities Facilities Upgrades - Academy Offices, Outdoor Spaces, Visual Identity	Q3-2013	\$1,445,000	\$1,461,294	1.13%	0.00%
Crenshaw SH	Small Learning Community	Q3-2013	\$157,600	\$157,600	0.00%	0.00%
Hollywood HS	Culinary Arts Facilities Upgrade	Q3-2013	\$917,800	\$1,122,359	22.29%	0.00%
Total			\$35,581,717	\$42,483,977	19.40%	0.04%

*Due to technical issues encountered during construction, scope had to be removed from the Venice HS Air Conditioning contract for redesign. The full project scope is expected to be complete by mid-2015.

GRAND TOTAL

Summary Totals	Original Contract Amount	Final Contract Amount	Total Change Order %	User Change Order %
Formal Contracts Completed Prior to 2013	\$2,464,521,153	\$2,742,379,453	11.27%	1.83%
Formal Contracts Completed from 2013 Forward	\$35,581,717	\$42,483,977	19.40%	0.04%
Grand Total	\$2,500,102,870	\$2,784,863,430	11.39%	1.81%



REPAIR & MODERNIZATION CHANGE ORDER RATES

GRAND TOTAL BY PROJECT TYPE

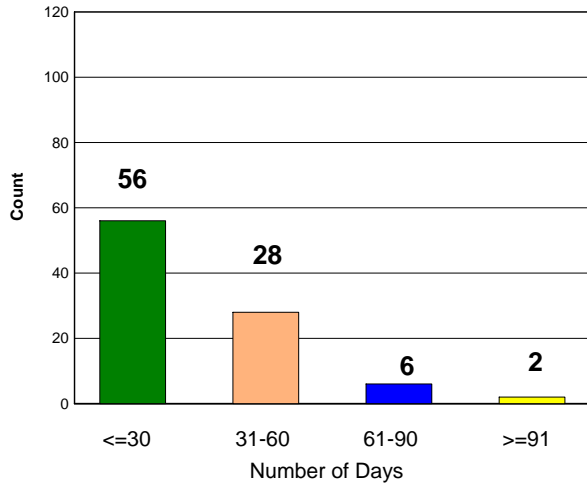
Project Type	Original Contract Amount	Final Contract Amount	Total Change Order %	User Change Order %
Adult & Career Education	\$30,445,000	\$34,100,403	12.01%	0.95%
Air Conditioning	\$276,624,979	\$320,667,541	15.92%	6.30%
Asbestos Abatement	\$23,785,783	\$23,783,102	-0.01%	1.81%
Athletic Facilities	\$59,959,781	\$70,619,099	17.78%	2.13%
Auditorium Renovations	\$10,342,039	\$12,052,876	16.54%	1.54%
Classroom Lighting	\$11,854,619	\$11,766,600	-0.74%	0.00%
Concrete Paving	\$6,303,573	\$6,097,873	-3.26%	0.07%
DSA Access Compliance	\$21,935,465	\$25,464,974	16.09%	0.72%
DSA Fire Alarm	\$305,654,386	\$363,342,879	18.87%	0.47%
Electrical / M&O Fire Alarm	\$11,994,143	\$13,217,892	10.20%	0.78%
Elevator Systems	\$8,085,523	\$8,488,833	4.99%	0.84%
Exterior Painting	\$45,200,309	\$48,134,811	6.49%	4.56%
Floor Coverings	\$48,872,505	\$50,406,337	3.14%	0.43%
Food Services Modernization	\$46,414,420	\$51,934,483	11.89%	0.71%
Hazard Mitigation	\$58,845,477	\$60,197,086	2.30%	1.17%
HVAC	\$74,868,258	\$83,727,810	11.83%	0.45%
Interior Painting	\$35,746,570	\$36,479,641	2.05%	0.38%
Joint-Use Athletic Field/Outdoor Facility	\$14,122,284	\$16,548,586	17.18%	0.76%
Library Renovation	\$7,550,263	\$9,043,614	19.78%	0.21%
Lockers	\$2,307,893	\$2,437,711	5.62%	3.27%
Lunch Shelters	\$18,426,427	\$20,240,507	9.84%	0.95%
Modernizations	\$196,832,966	\$231,266,450	17.49%	1.40%
New / Upgrade Library (Core)	\$4,338,500	\$4,841,423	11.59%	0.00%
New Building "Existing Facilities"	\$25,875,184	\$30,703,056	18.66%	0.27%
Paving / Greening / Equipment	\$169,183,523	\$184,661,331	9.15%	1.90%
Plumbing / Irrigation	\$62,778,588	\$65,340,613	4.08%	1.09%
Portables	\$27,610,142	\$30,336,844	9.88%	0.54%
Qualified Zone Academy Bonds (QZAB)	\$18,419,510	\$21,753,903	18.10%	2.23%
Roofing	\$62,145,507	\$63,705,222	2.51%	0.32%
Safety & Technology	\$592,067,781	\$635,385,836	7.32%	1.37%
Security System / CCTV	\$2,446,900	\$2,800,565	14.45%	0.00%
Seismic Retrofit	\$98,182,704	\$111,443,535	13.51%	3.02%
Sheet Metal / Fencing	\$25,246,916	\$26,006,997	3.01%	0.55%
Small Learning Communities	\$27,108,133	\$31,851,939	17.50%	0.80%
Wall Systems	\$19,999,413	\$21,090,431	5.46%	1.86%
Year-Round Air Conditioning Auditorium	\$17,310,277	\$18,935,353	9.39%	0.45%
Year-Round Air Conditioning Gym	\$31,217,129	\$35,987,277	15.28%	0.85%
Total	\$2,500,102,870	\$2,784,863,430	11.39%	1.81%



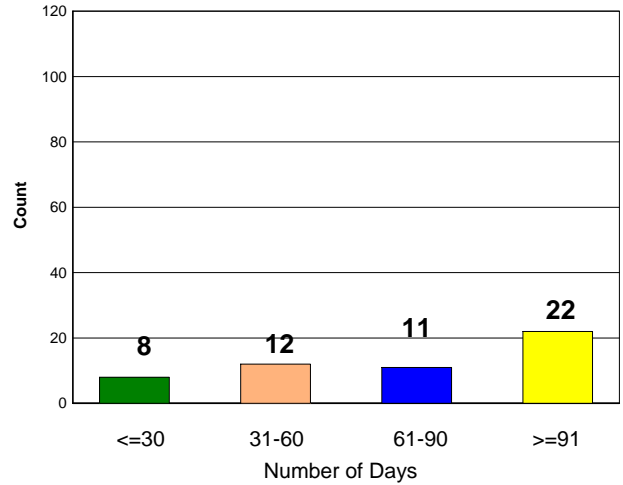
CHANGE ORDER PROCESSING TIME

New Construction

Open Change Orders



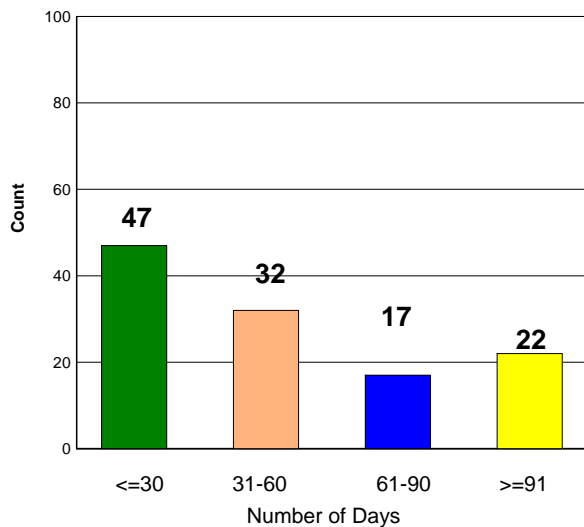
Approved During Month of August 2013



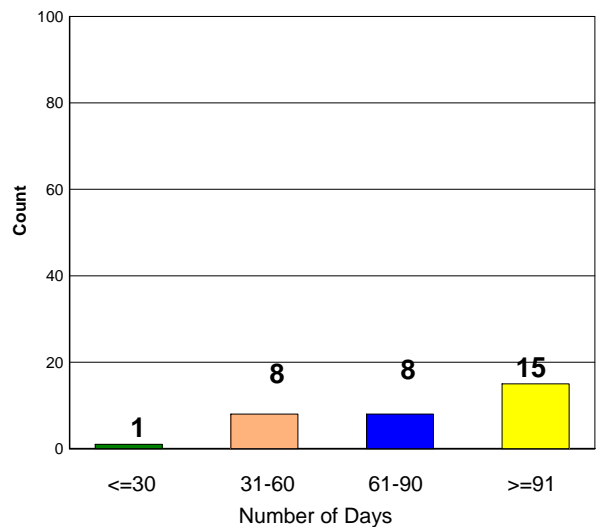
NC Total Approved in August 2013: **53**
Average Number of Days: **102**

Repair & Modernization

Open Change Orders



Approved During Month of August 2013



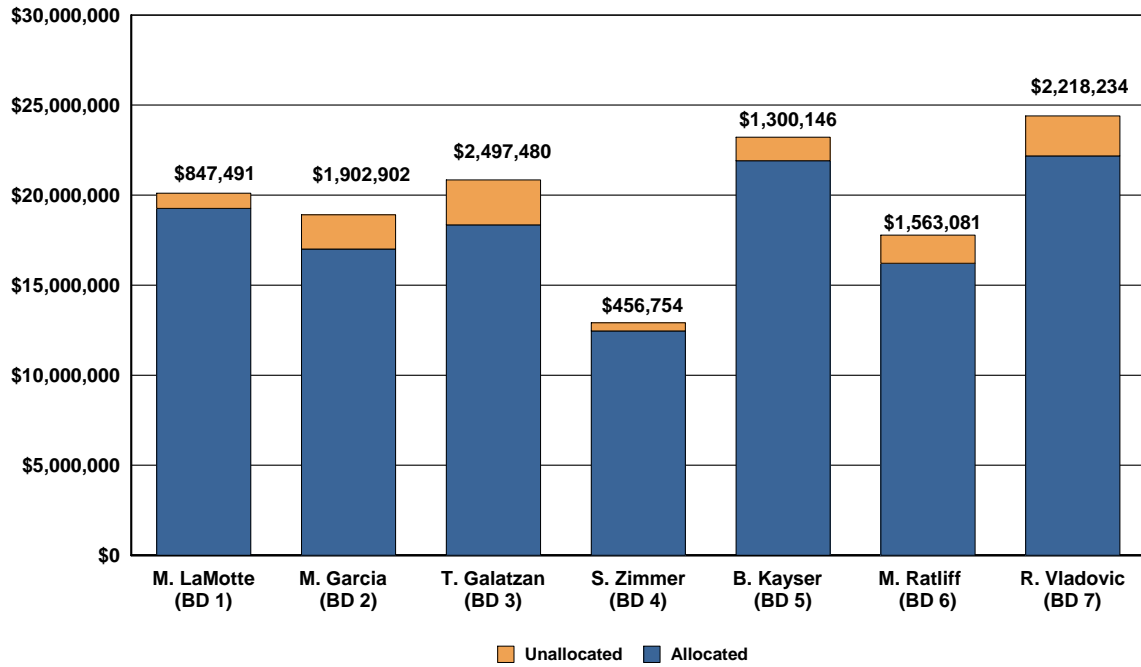
EF Total Approved in August 2013: **32**
Average Number of Days: **91**

Data for Open Change Orders as of October 2, 2013

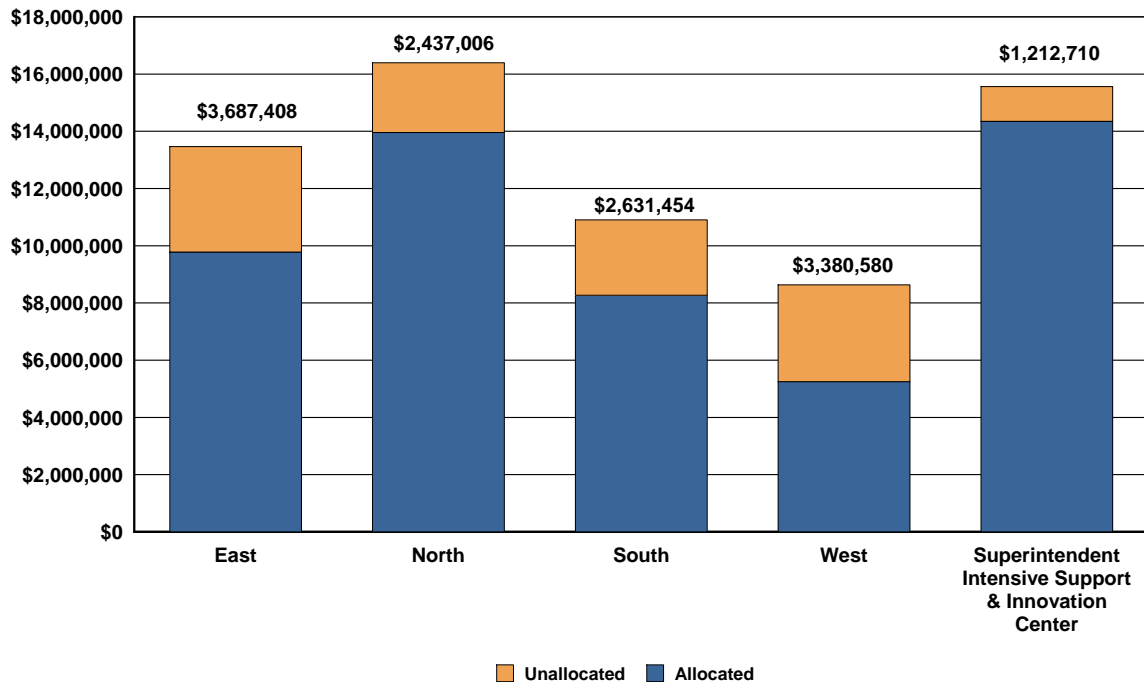


UNALLOCATED BOND FUNDS

BOARD MEMBER DISCRETIONARY BOND FUNDS



EDUCATIONAL SERVICE CENTER ALTERATIONS & IMPROVEMENTS BOND FUNDS



Unallocated Bond Funds as of July 1, 2013



FEDERAL STIMULUS BOND STATUS (BAB AND QSCB)

Local Bond Measure	Bond Type	Amount Issued*	Expenditures as of 9/15/13	% Expended	Remaining to Spend
Measure K	Build America Bonds	\$199,898,054	\$159,897,592	79.99%	\$40,000,462
Measure R	Build America Bonds	\$840,218,663	\$786,001,151	93.55%	\$54,217,512
Measure Y	Build America Bonds	\$1,579,005,124	\$1,192,441,307	75.52%	\$386,563,816
Measure Y	Qualified School Construction Bond	\$608,594,112	\$608,594,112	100.00%	\$0
		\$3,227,715,953	\$2,746,934,162	85.10%	\$480,781,791

*net cost of issuance

Between October 2009 and May 2010, LAUSD sold more than \$4 billion of Measure K, Measure R and Measure Y General Obligation Bonds (GO Bonds) in an effort to ensure the District could complete the current bond program as planned.

The GO Bonds included traditional tax exempt bonds as well as Build America Bonds (BABs) and Qualified School Construction Bonds (QSCBs). BABs are taxable municipal bonds that require the Federal government to pay State or local government issuers a payment equal to 35% of the interest payments on those bonds, which lowers the issuer's cost of borrowing. QSCBs provide Federal tax credits for bondholders in lieu of interest in order to reduce an issuer's cost of borrowing and must be spent within three years of issuance.

The table above shows the amount of BABs and QSCBs issued by LAUSD, how much has been spent and how much is remaining to spend.



BOARD OF EDUCATION ACTIONS

RECENT BOARD ACTIONS

Report #	Action Item	BOC Date	Board Date
N/A			10-Sep-13