



# FACILITIES SERVICES DIVISION

## *Consolidated Monthly Program Status Report*



## *Consolidated Monthly Program Status Report*

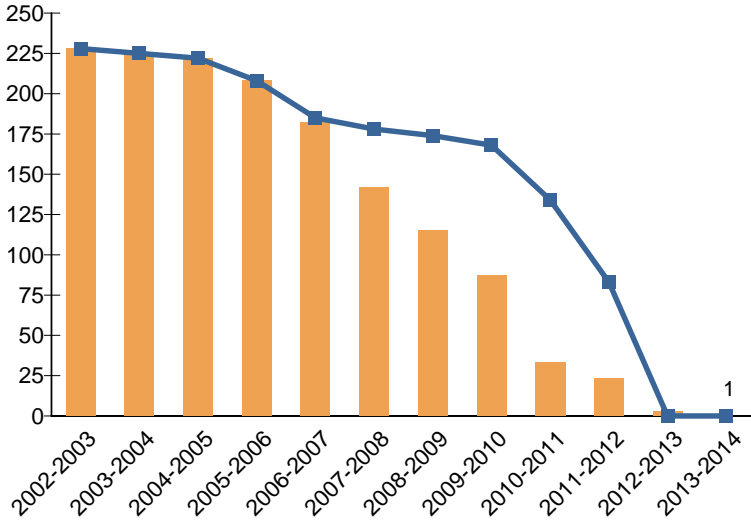
### TABLE OF CONTENTS

Program Goals	1
Key Deliverables	2
Monthly Progress	4
New Construction Change Order Rates	8
Repair & Modernization Change Order Rates	9
Change Order Processing Time	13
Unallocated Bond Funds	14
Federal Stimulus Bond Status (BAB and QSCB)	15
Board of Education Actions	16

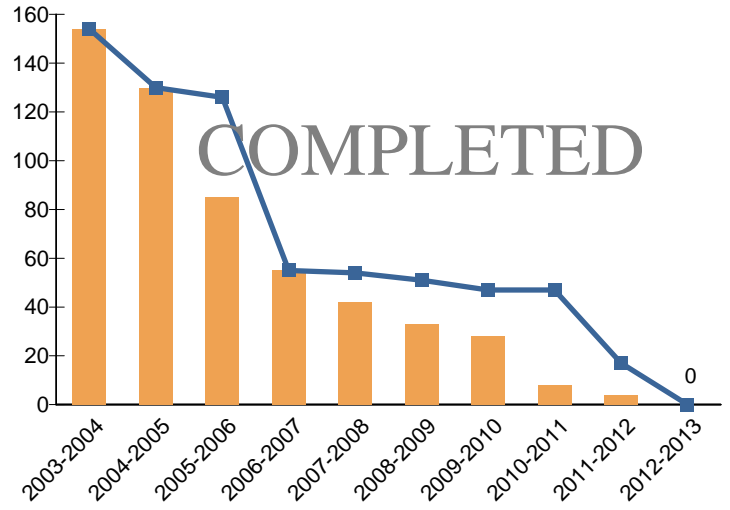


### PROGRAM GOALS

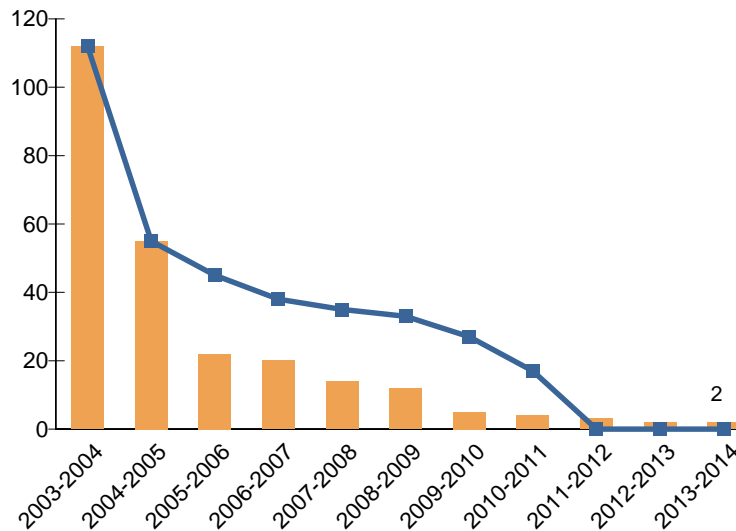
Schools on Multi-Track Calendar



Schools on Concept 6 Calendar



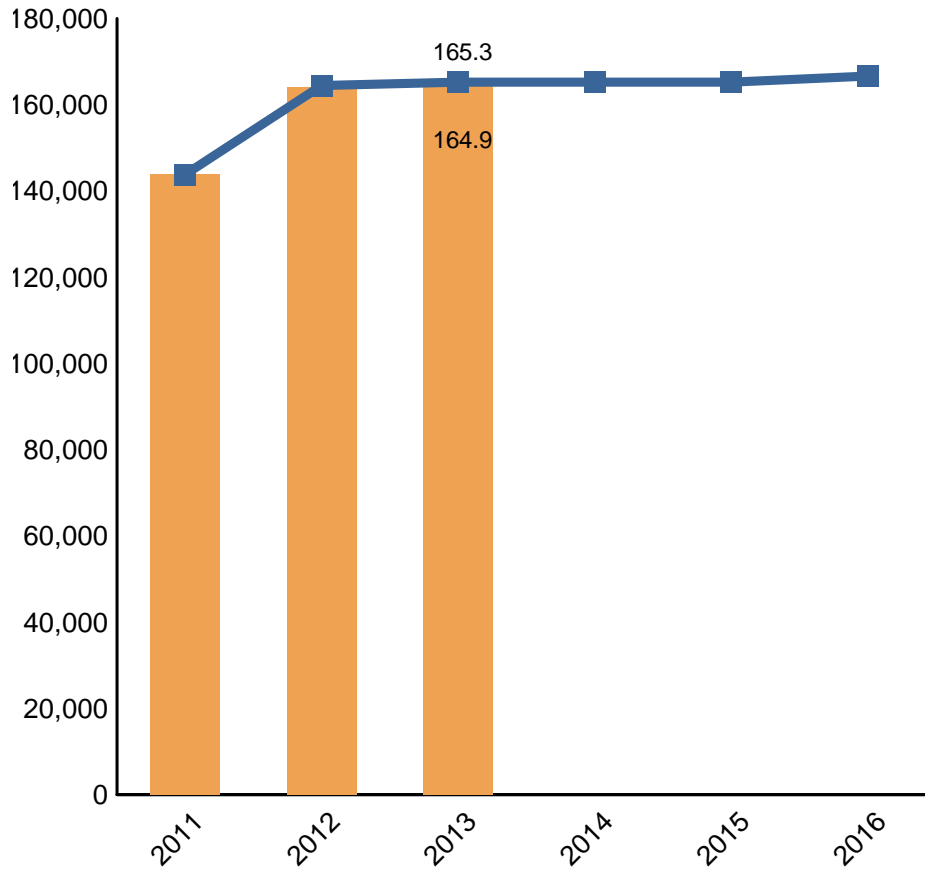
Schools with Involuntary Busing





### KEY DELIVERABLES

#### New Seat Delivery

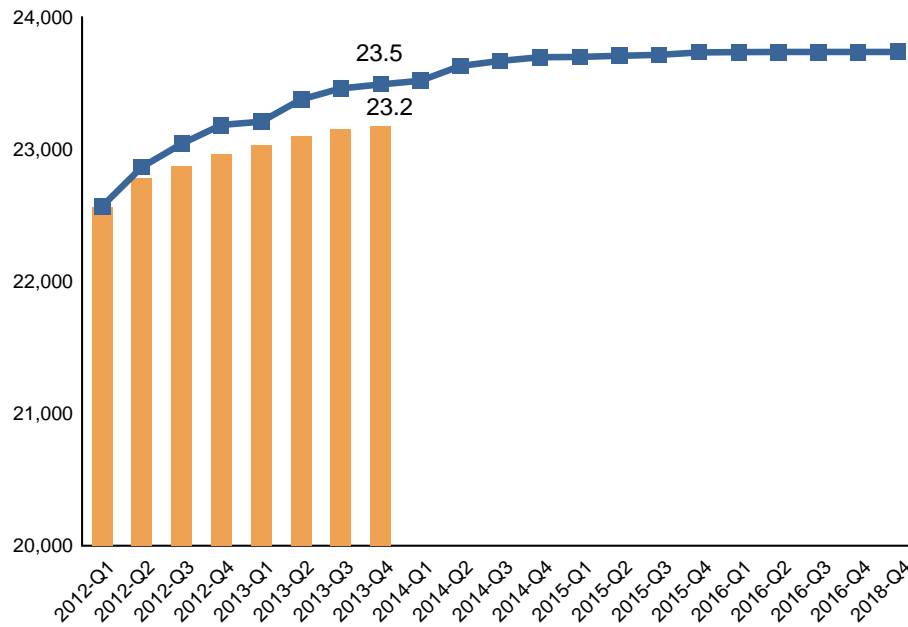


New Seat Delivery chart above includes only New Construction projects. Actual data is adjusted at School Occupancy. Baseline is the 2013 Facilities Services Division Strategic Execution Plan

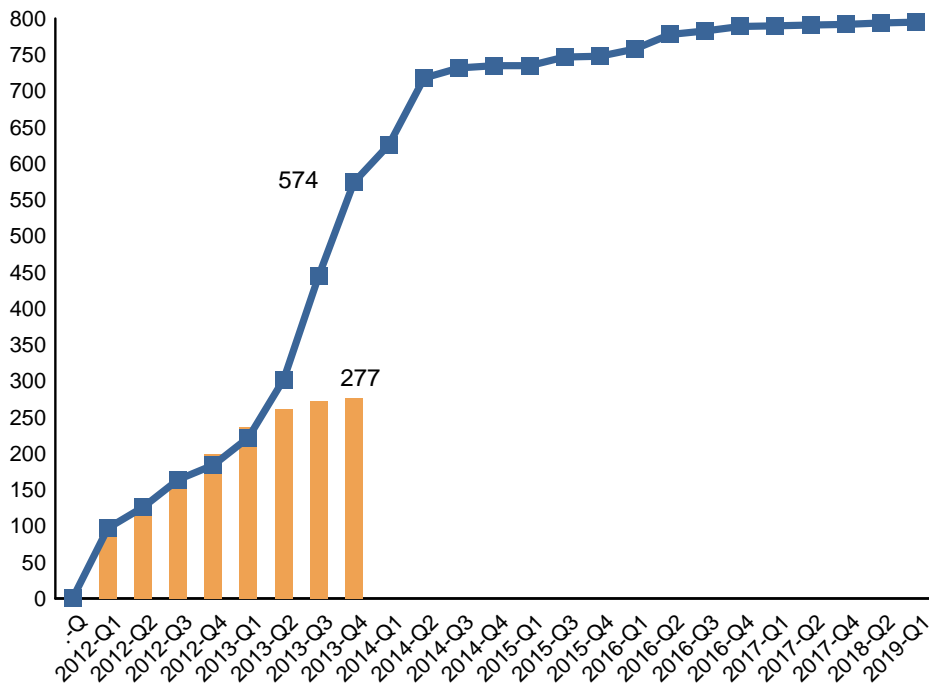


### KEY DELIVERABLES

#### Repair & Modernization Project Completion



#### CIPR Project Completion



— Baseline      — Actual

Actual data in the charts above is adjusted at Substantial Completion. Baseline is the 2013 Facilities Services Division Strategic Execution Plan as amended by Board of Education actions to date. In addition, Repair & Modernization Baseline and Actual data exclude projects categorized as "Completed By Other Means". The 306 projects approved by the Board on June 18, 2013 have been added to the CIPR project baseline.



### MONTHLY PROGRESS

#### NTP Design: New Construction

Project #	Project Name	Date
N/A		

#### NTP Design: Repair & Modernization

Project #	School Name	Project Description	Date
10105071	Canoga Park HS*	Small Learning Communities Facilities Upgrades - Academy Offices, Outdoor Spaces, Visual Identity	14-Nov-13

#### NTP Design: Capital Improvement Program (CIPR)

Project #	Project Name	Date
N/A		

#### DSA Approval: New Construction

Project #	Project Name	Date
N/A		

#### DSA Approval: Repair & Modernization

Project #	School Name	Project Description	Date
10104046	52nd St. ES	Modernization in West Classroom Building	23-Oct-13
10107449	Washington Preparatory HS	ADA Access Compliance (Shelters)	25-Oct-13

#### DSA Approval: Capital Improvement Program (CIPR)

Project #	Project Name	Date

#### NTP Construction: New Construction

Project #	Project Name	Date
N/A		

NOTE: FSD has changed its project numbering to coincide with the District's SAP Go-Live

\*Phase 2 of Canoga Park HS SLC project is being re-designed due to unforeseen conditions that were identified prior to construction of the DSA-approved plans. Phase 1 will move forward in the first quarter of 2014 with Phase 2 catching up after completion of re-design and DSA approval.



### NTP Construction: Repair & Modernization

Project #	School Name	Project Description	Date
10304279	Castle Heights ES	Purchase Laptops	16-Oct-13
10304278	Clover ES	Computer Devices	16-Oct-13
10101009	Reseda HS	Science Classroom Renovation - Industrial Arts 1	21-Oct-13
10004284	Miles EEC	Miles Eec - Shade Shelter	31-Oct-13
10108814	Carson ES	Purchase & Install Wrought Iron Fence At The Front Of The School	4-Nov-13
10104839	Caroldale Learning Community	New Relocatable Changing Rooms	8-Nov-13
10104821	Westport Heights ES	Shade Structure at Pre-Kindergarten Yard	11-Nov-13
10004290	Westminster EEC	Westminster Eec - Shade Shelter	12-Nov-13

### NTP Construction: Capital Improvement Program (CIPR)

Project #	Project Name	Date
10364080	Vintage Math/Science/Technology Magnet - IT Network Upgrade	28-Oct-13

### Substantial Completion: New Construction

Project #	Project Name	Date
10005177	South Region HS #12 - 2013-14 Prop 39	29-Oct-13
10005154	King ES - 2013-14 Prop 39	3-Nov-13



**Substantial Completion: Repair & Modernization**

<b>Project #</b>	<b>School Name</b>	<b>Project Description</b>	<b>Date</b>
10364365	Aldama ES	Portable Removals	16-Oct-13
10348917	Meyler ES	Portable Removals	16-Oct-13
10004279	Gardena EEC	Gardena Eec - Shade Shelter	17-Oct-13
10364194	San Pedro HS	Portable Removals	17-Oct-13
10108423	66th St. ES	Purchase / Install Benches for Speech Area	19-Oct-13
10103385	Hillcrest ES	Mitigate Lead in Water	28-Oct-13
10101111	Eagle Rock HS	Renovate Auditorium	30-Oct-13
10107682	Monlux ES	Mitigate Lead in Water	30-Oct-13
10104999	Van Nuys MS	Convert Building to 3 Special Education Classrooms	30-Oct-13
10101756	Canoga Park HS	Integrated Graphics	1-Nov-13
10108790	Gulf ES	Install Security Fence With Privacy Screen	1-Nov-13
10103391	Marvin ES	Mitigate Lead in Water	1-Nov-13
10103024	Wilton EEC	Mitigate Lead in Water	1-Nov-13
10103395	Wonderland ES	Mitigate Lead in Water	1-Nov-13
10204037	Narbonne HS	Renovate Boys Gymnasium Restroom	5-Nov-13
10100421	Normont EEC	Paint Building Exterior	5-Nov-13
10100419	Park Western EEC	Provide/Replace Window Blinds	5-Nov-13
10105613	Miramonte ES	Auditorium Air Conditioning Project	15-Nov-13

**Substantial Completion: Capital Improvement Program (CIPR)**

<b>Project #</b>	<b>Project Name</b>	<b>Date</b>
10004816	Chatsworth Park ES - Technology Upgrades Shade Structure	28-Oct-13
10003981	Mayall ES - Lunch Area & Auditorium Renovation	31-Oct-13
10003983	Northridge MS - Campus Improvements	31-Oct-13
10004554	Sun Valley MS - Photovoltaic Installation	31-Oct-13
10004180	Orthopaedic Hospital HS - Photovoltaic Installation	15-Nov-13

**DSA Certification: New Construction**

<b>Project #</b>	<b>Project Name</b>	<b>Date</b>
10000058	Jefferson New ES #7	15-Nov-13





**DSA Certification: Repair & Modernization**

<b>Project #</b>	<b>School Name</b>	<b>Project Description</b>	<b>Date</b>
10100758	Trinity EEC	Fire Alarm System	16-Oct-13
10100226	Trinity ES	Fire Alarms	16-Oct-13
10106372	Trinity ES	46 Clsrms, Safety & Tech.	16-Oct-13
10105666	Belmont HS	Cops AC Auditorium	23-Oct-13
10103991	Elizabeth Learning Center	73 Clsrms, Safety & Tech.	24-Oct-13
10105156	Elizabeth Learning Center	Replace Fire Alarm System	24-Oct-13
10104475	Palisades Charter ES	24(24/3) Classrooms Req AC+ Office	28-Oct-13
10104476	Palisades Charter ES	Air Conditioning	28-Oct-13
10100697	Aldama ES	Fire Alarm System	30-Oct-13
10103840	Humphreys ES	New Assembly/Food Service Building	5-Nov-13
10106333	74th St. ES	Constr - 36 Clsrms, Safety & Tech.	6-Nov-13
10105291	74th St. ES	Fire Alarm	6-Nov-13
10101130	Wilmington ES	HVAC Systems & Equipment	6-Nov-13
10103941	Westside Leadership K-8 Magnet School	Classrooms Requiring AC + Office	7-Nov-13
10103942	Westside Leadership K-8 Magnet School	Air Conditioning	7-Nov-13
10104892	Curtiss MS	Classrooms Req AC + Office	10-Nov-13
10105139	Lincoln HS	Modernization - Fire Alarm	12-Nov-13
10103285	Fremont HS	Community Garden & Wellness Center	14-Nov-13

**DSA Certification: Capital Improvement Program (CIPR)**

<b>Project #</b>	<b>Project Name</b>	<b>Date</b>
10003846	Gage MS - Photovoltaic Installation	8-Nov-13
10003850	South Gate HS - Photovoltaic Installation	8-Nov-13
10004373	South Region HS #15 - Photovoltaic Installation	8-Nov-13



**NEW CONSTRUCTION CHANGE ORDER RATES**

**PROJECTS COMPLETED PRIOR TO 2013**

Total Number of Projects Completed Prior to 2013		Seats	Original Contract Amount	Final Contract Amount	Total Change Order %	User Change Order %
Renovation	4 Projects	1,841	\$71,185,500	\$90,037,132	26.48%	2.69%
All Other Projects	290 Projects	149,219	\$5,096,537,843	\$5,438,666,303	6.71%	0.73%
<b>Total</b>	<b>294 Projects</b>	<b>151,060</b>	<b>\$5,167,723,343</b>	<b>\$5,528,703,435</b>	<b>6.99%</b>	<b>0.76%</b>

**PROJECTS COMPLETED FROM 2013 FORWARD**

Project Name	Seats	Date Complete	Original Contract Amount	Final Contract Amount	Total Change Order %	User Change Order %
Central Region ES #20	800	2013-Q2	\$41,006,364	\$43,231,019	5.43%	0.52%
<b>Total</b>	<b>1 Projects</b>		<b>\$41,006,364</b>	<b>\$43,231,019</b>	<b>5.43%</b>	<b>0.52%</b>

**GRAND TOTAL**

Summary Totals		Seats	Original Contract Amount	Final Contract Amount	Total Change Order %	User Change Order %
Renovation	4 Projects	1,841	\$71,185,500	\$90,037,132	26.48%	2.69%
All Other Projects	291 Projects	150,019	\$5,137,544,207	\$5,481,897,322	6.70%	0.73%
<b>Grand Total</b>	<b>295 Projects</b>	<b>151,860</b>	<b>\$5,208,729,707</b>	<b>\$5,571,934,454</b>	<b>6.97%</b>	<b>0.76%</b>



**REPAIR & MODERNIZATION CHANGE ORDER RATES**

**FORMAL CONTRACTS COMPLETED PRIOR TO 2013**

	Original Contract Amount	Final Contract Amount	Total Change Order %	User Change Order %
<b>Total</b>	\$2,464,521,153	\$2,741,489,385	11.24%	1.83%

**FORMAL CONTRACTS COMPLETED FROM 2013 FORWARD**

School Name	Project Description	Date Complete	Original Contract Amount	Final Contract Amount	Total Change Order %	User Change Order %
Belmont HS	Small Learning Communities - Phase II	Q1-2013	\$425,143	\$454,635	6.94%	0.00%
Calvert ES	Path Of Travel	Q1-2013	\$114,590	\$120,050	4.76%	0.00%
Edison MS	Air Conditioning for Gym and Auditorium	Q1-2013	\$658,000	\$747,671	13.63%	0.00%
Ellen Ochoa LC	17250 ADA Work	Q1-2013	\$201,279	\$200,418	-0.43%	0.00%
Foshay LC	Auditorium Renovation	Q1-2013	\$5,460,000	\$6,041,809	10.66%	0.00%
Gage MS	Relocate/Expand the Existing Northeast Community School-Based Clinic	Q1-2013	\$1,343,895	\$1,398,453	4.06%	0.00%
Garfield HS	Small Learning Communities Facilities Upgrades - ADA, Outdoor Spaces, Visual Identity	Q1-2013	\$528,000	\$528,000	0.00%	0.00%
Hollywood HS / CAS	Fire Alarm	Q1-2013	\$1,365,000	\$2,564,978	87.91%	0.00%
Kennedy-San Fernando CAS	Fire Alarm System	Q1-2013	\$201,000	\$209,519	4.24%	0.00%
Lorena ES	Provide Sanitary Building	Q1-2013	\$893,609	\$893,609	0.00%	0.00%
Manual Arts HS	Joint Use School-Based Clinic	Q1-2013	\$1,609,000	\$1,904,923	18.39%	0.00%
Monroe HS	Replace A/C Units, Administration & Library	Q1-2013	\$869,000	\$941,973	8.40%	0.00%
University HS	Renovation of Shop for Music Rooms	Q1-2013	\$1,173,000	\$1,402,152	19.54%	0.75%
Venice HS*	Air Conditioning - Classrooms & Gym	Q1-2013	\$6,365,000	\$7,166,336	12.59%	0.00%
Washington Preparatory HS / Ellington HS	Fire Alarm System	Q1-2013	\$2,132,000	\$3,341,589	56.73%	0.00%
Bell HS	SLC Modernization Phase 2B	Q2-2013	\$928,000	\$1,144,683	23.35%	0.00%
Bell HS	Exterior/Interior Painting & Refinish	Q2-2013	\$585,000	\$585,000	0.00%	0.00%
Holmes EEC	Fire Alarm System	Q2-2013	\$149,000	\$149,000	0.00%	0.00%
Lassen ES	Provide Food Service Facility	Q2-2013	\$1,343,000	\$1,486,145	10.66%	0.00%



**FORMAL CONTRACTS COMPLETED FROM 2013 FORWARD**

School Name	Project Description	Date Complete	Original Contract Amount	Final Contract Amount	Total Change Order %	User Change Order %
Lowman Special Education Center	Upgrade HVAC	Q2-2013	\$478,900	\$616,859	28.81%	0.00%
Manchester ES	Library Modernization	Q2-2013	\$640,000	\$791,231	23.63%	0.00%
Reseda HS	Renovate Auditorium Including Lighting, Air Vent, Control Booth & Scene Shop	Q2-2013	\$1,194,000	\$1,746,221	46.25%	0.00%
Sun Valley MS	Gym & Auditorium Air Conditioning Project	Q2-2013	\$1,435,000	\$1,618,578	12.79%	0.00%
Washington Preparatory HS	Small Learning Communities Facilities Upgrades (Phase 2) - ADA, Outdoor Spaces, Visual Identity	Q2-2013	\$1,030,000	\$1,352,601	31.32%	0.00%
Westchester HS	Replace Bleachers	Q2-2013	\$956,500	\$1,480,896	54.82%	0.47%
Belvedere MS	Upgrade Fire Alarm & Comply with Associated State Requirements	Q3-2013	\$1,049,000	\$1,284,071	22.41%	0.00%
Bertrand ES	New Faculty Parking	Q3-2013	\$83,401	\$83,401	0.00%	0.00%
Cabrillo EEC	Shade Shelter - Path of Travel Access	Q3-2013	\$84,315	\$97,202	15.28%	0.00%
Cleveland HS	Small Learning Communities Facilities Upgrades - Academy Offices, Outdoor Spaces, Visual Identity	Q3-2013	\$1,445,000	\$1,461,294	1.13%	0.00%
Crenshaw SH	Small Learning Community	Q3-2013	\$157,600	\$157,600	0.00%	0.00%
Eagle Rock HS	Small Learning Communities Facilities Upgrades (Phase 2) - ADA, Outdoor Spaces, Visual Identity	Q3-2013	\$1,197,000	\$1,476,713	23.37%	0.00%
Hawaiian EEC	Shade Shelter / ADA	Q3-2013	\$87,670	\$97,087	10.74%	0.00%
Hollywood HS	Auditorium Renovations	Q3-2013	\$1,947,000	\$2,379,154	22.20%	3.72%
Hollywood HS	Culinary Arts Facilities Upgrade	Q3-2013	\$917,800	\$1,159,542	26.34%	0.00%
Hoover St ES	Fire Alarm	Q3-2013	\$215,950	\$215,950	0.00%	0.00%
Huntington Park HS	Small Learning Community Phase II	Q3-2013	\$721,000	\$742,748	3.02%	0.00%
Logan EEC	Modernization	Q3-2013	\$547,050	\$739,834	35.24%	0.00%
North Hollywood HS	Office Modernization	Q3-2013	\$1,472,000	\$1,559,603	5.95%	0.00%
Park Western EEC	Shade Shelter / ADA	Q3-2013	\$44,990	\$47,369	5.29%	0.00%
Polytechnic HS	Kitchen Hood and Ansul System	Q3-2013	\$136,300	\$148,049	8.62%	0.00%
San Julian Bus Garage	New Bus Maintenance Facilities	Q3-2013	\$2,962,089	\$2,962,089	0.00%	0.00%
Dorris Place ES	Community Park - Greening / Resurfacing	Q4-2013	\$323,000	\$359,100	11.18%	0.00%
Eagle Rock HS	Renovate Auditorium	Q4-2013	\$1,737,750	\$2,885,954	66.07%	0.00%
Edward R. Roybal LC	Emergency Operation Center Building	Q4-2013	\$4,593,572	\$5,348,132	16.43%	3.46%



**FORMAL CONTRACTS COMPLETED FROM 2013 FORWARD**

<b>School Name</b>	<b>Project Description</b>	<b>Date Complete</b>	<b>Original Contract Amount</b>	<b>Final Contract Amount</b>	<b>Total Change Order %</b>	<b>User Change Order %</b>
Franklin HS	Renovate Auditorium	Q4-2013	\$2,365,125	\$4,151,380	75.52%	0.00%
Mid-City Adult Basic Ed Center	Fire Alarm	Q4-2013	\$176,495	\$176,495	0.00%	0.00%
<b>Total</b>			<b>\$54,342,023</b>	<b>\$66,420,096</b>	<b>22.23%</b>	<b>0.45%</b>

\*Due to technical issues encountered during construction, scope had to be removed from the Venice HS Air Conditioning contract for redesign. The full project scope is expected to be complete by mid-2015.

**GRAND TOTAL**

<b>Summary Totals</b>	<b>Original Contract Amount</b>	<b>Final Contract Amount</b>	<b>Total Change Order %</b>	<b>User Change Order %</b>
Formal Contracts Completed Prior to 2013	\$2,464,521,153	\$2,741,489,385	11.24%	1.83%
Formal Contracts Completed from 2013 Forward	\$54,342,023	\$66,420,096	22.23%	0.45%
<b>Grand Total</b>	<b>\$2,518,863,176</b>	<b>\$2,807,909,481</b>	<b>11.48%</b>	<b>1.80%</b>



**REPAIR & MODERNIZATION CHANGE ORDER RATES**

**GRAND TOTAL BY PROJECT TYPE**

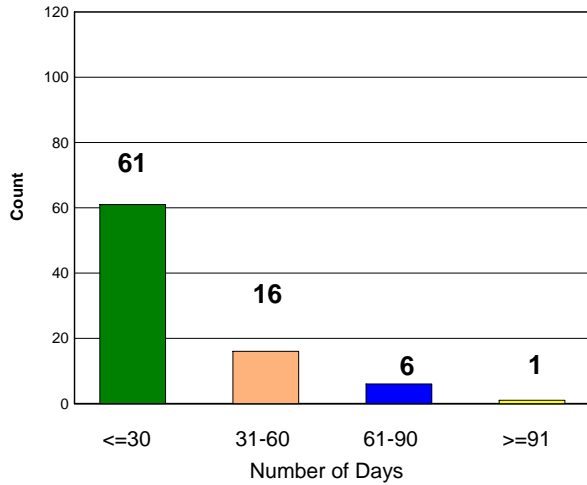
<b>Project Type</b>	<b>Original Contract Amount</b>	<b>Final Contract Amount</b>	<b>Total Change Order %</b>	<b>User Change Order %</b>
Adult & Career Education	\$30,445,000	\$34,100,403	12.01%	0.95%
Air Conditioning	\$276,624,979	\$320,683,996	15.93%	6.30%
Asbestos Abatement	\$23,785,783	\$23,783,102	-0.01%	1.81%
Athletic Facilities	\$59,959,781	\$70,675,172	17.87%	2.13%
Auditorium Renovations	\$16,391,914	\$21,469,363	30.98%	1.41%
Classroom Lighting	\$11,854,619	\$11,766,600	-0.74%	0.00%
Concrete Paving	\$6,303,573	\$6,097,873	-3.26%	0.07%
DSA Access Compliance	\$21,935,465	\$25,464,974	16.09%	0.72%
DSA Fire Alarm	\$306,195,831	\$363,846,713	18.83%	0.47%
Electrical / M&O Fire Alarm	\$11,994,143	\$13,217,892	10.20%	0.78%
Elevator Systems	\$8,085,523	\$8,488,833	4.99%	0.84%
Exterior Painting	\$45,200,309	\$48,134,811	6.49%	4.56%
Floor Coverings	\$48,872,505	\$50,374,336	3.07%	0.43%
Food Services Modernization	\$46,550,720	\$52,082,532	11.88%	0.71%
Hazard Mitigation	\$58,845,477	\$60,197,086	2.30%	1.17%
HVAC	\$74,868,258	\$83,641,716	11.72%	0.45%
Interior Painting	\$35,746,570	\$36,479,641	2.05%	0.38%
Joint-Use Athletic Field/Outdoor Facility	\$14,122,284	\$16,548,586	17.18%	0.76%
Library Renovation	\$7,550,263	\$9,043,614	19.78%	0.21%
Lockers	\$2,307,893	\$2,437,711	5.62%	3.27%
Lunch Shelters	\$18,426,427	\$20,240,507	9.84%	0.95%
Modernizations	\$200,426,420	\$235,131,024	17.32%	1.37%
New / Upgrade Library (Core)	\$4,338,500	\$4,841,423	11.59%	0.00%
New Building "Existing Facilities"	\$30,468,756	\$36,088,371	18.44%	0.75%
Paving / Greening / Equipment	\$169,506,523	\$185,020,431	9.15%	1.90%
Plumbing / Irrigation	\$62,778,588	\$65,340,613	4.08%	1.09%
Portables	\$27,610,142	\$30,336,844	9.88%	0.54%
Qualified Zone Academy Bonds (QZAB)	\$18,419,510	\$21,753,903	18.10%	2.23%
Roofing	\$62,145,507	\$63,705,222	2.51%	0.32%
Safety & Technology	\$592,067,781	\$634,625,614	7.19%	1.37%
Security System / CCTV	\$2,446,900	\$2,800,565	14.45%	0.00%
Seismic Retrofit	\$98,182,704	\$111,636,486	13.70%	3.02%
Sheet Metal / Fencing	\$25,246,916	\$26,006,997	3.01%	0.55%
Small Learning Communities	\$30,498,133	\$35,656,726	16.91%	0.71%
Wall Systems	\$20,132,073	\$21,234,887	5.48%	1.85%
Year-Round Air Conditioning Auditorium	\$17,310,277	\$18,935,353	9.39%	0.45%
Year-Round Air Conditioning Gym	\$31,217,129	\$36,019,561	15.38%	0.85%
<b>Total</b>	<b>\$2,518,863,176</b>	<b>\$2,807,909,481</b>	<b>11.48%</b>	<b>1.80%</b>



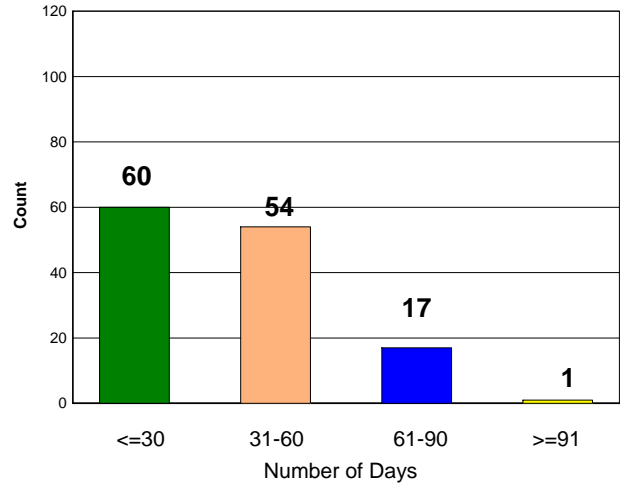
### CHANGE ORDER PROCESSING TIME

#### New Construction

Open Change Orders



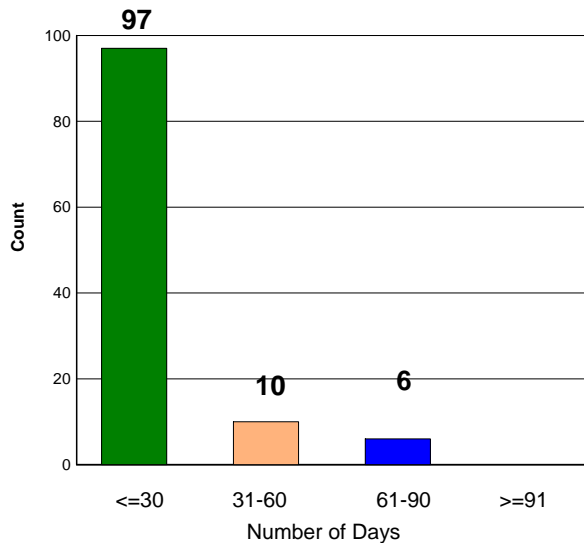
Approved During Month of October 2013



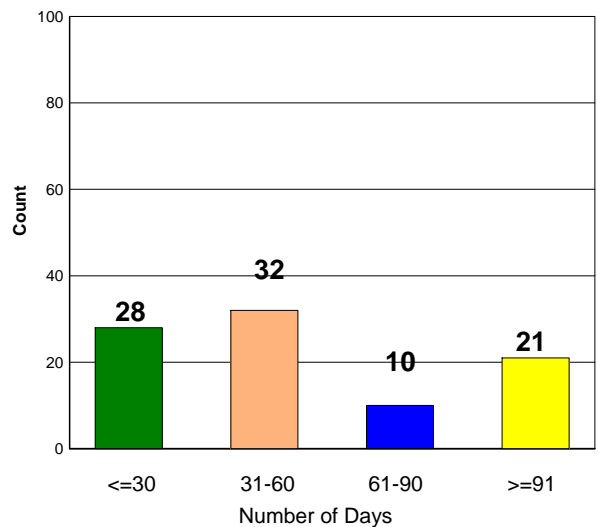
NC Total Approved in October 2013: **132**  
Average Number of Days: **40**

#### Repair & Modernization

Open Change Orders



Approved During Month of October 2013



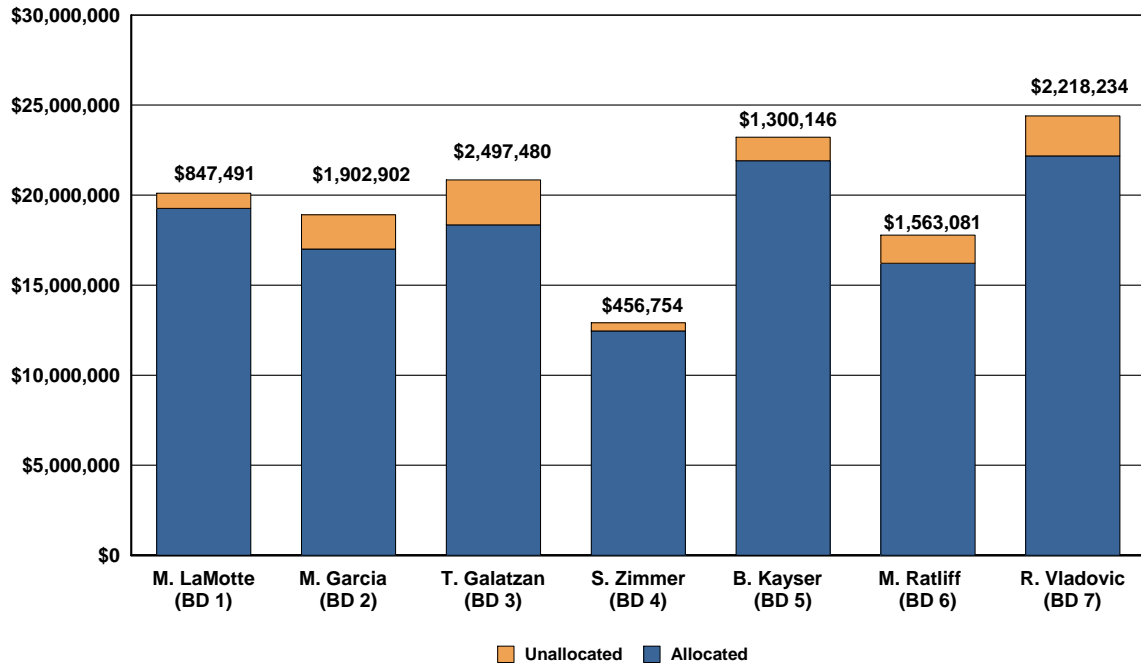
EF Total Approved in October 2013: **91**  
Average Number of Days: **57**

Data for Open Change Orders as of December 4, 2013

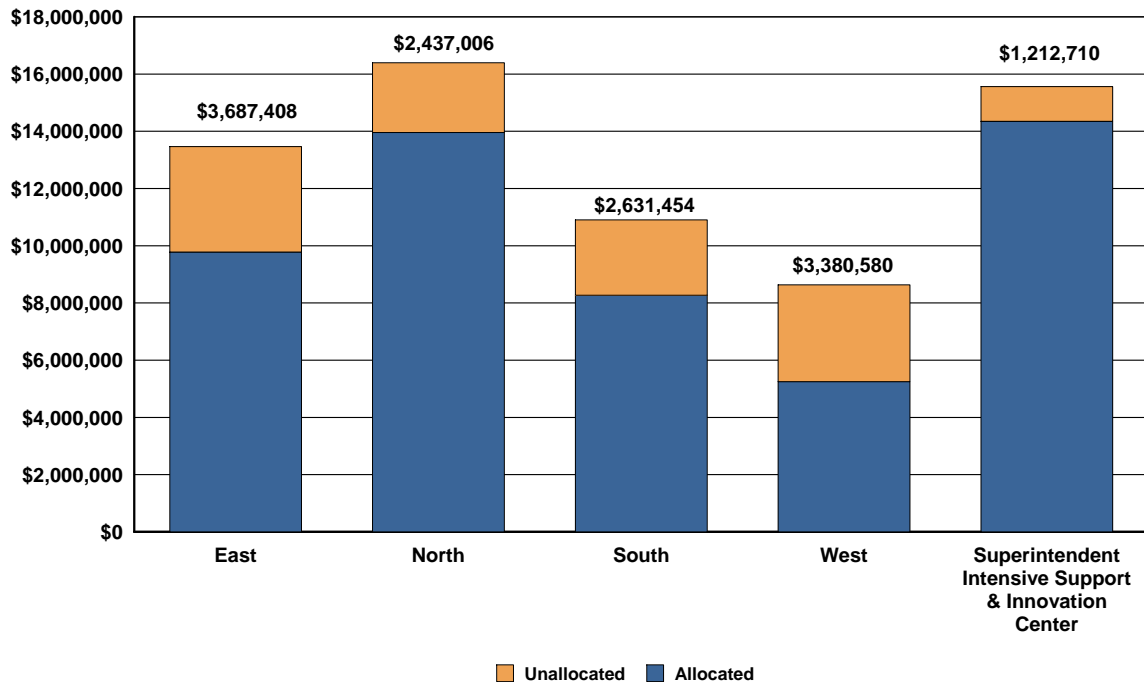


### UNALLOCATED BOND FUNDS

#### BOARD MEMBER DISCRETIONARY BOND FUNDS



#### EDUCATIONAL SERVICE CENTER ALTERATIONS & IMPROVEMENTS BOND FUNDS



Unallocated Bond Funds as of July 1, 2013





**FEDERAL STIMULUS BOND STATUS (BAB AND QSCB)**

<b>Local Bond Measure</b>	<b>Bond Type</b>	<b>Amount Issued*</b>	<b>Expenditures as of 11/15/13</b>	<b>% Expended</b>	<b>Remaining to Spend</b>
Measure K	Build America Bonds	\$199,898,054	\$160,165,263	80.12%	\$39,732,791
Measure R	Build America Bonds	\$840,218,663	\$788,768,916	93.88%	\$51,449,747
Measure Y	Build America Bonds	\$1,579,005,124	\$1,203,518,974	76.22%	\$375,486,149
Measure Y	Qualified School Construction Bond	\$608,594,112	\$608,594,112	100.00%	\$0
		<b>\$3,227,715,953</b>	<b>\$2,761,047,265</b>	<b>85.54%</b>	<b>\$466,668,688</b>

\*net cost of issuance

Between October 2009 and May 2010, LAUSD sold more than \$4 billion of Measure K, Measure R and Measure Y General Obligation Bonds (GO Bonds) in an effort to ensure the District could complete the current bond program as planned.

The GO Bonds included traditional tax exempt bonds as well as Build America Bonds (BABs) and Qualified School Construction Bonds (QSCBs). BABs are taxable municipal bonds that require the Federal government to pay State or local government issuers a payment equal to 35% of the interest payments on those bonds, which lowers the issuer's cost of borrowing. QSCBs provide Federal tax credits for bondholders in lieu of interest in order to reduce an issuer's cost of borrowing and must be spent within three years of issuance.

The table above shows the amount of BABs and QSCBs issued by LAUSD, how much has been spent and how much is remaining to spend.



## BOARD OF EDUCATION ACTIONS

### RECENT BOARD ACTIONS

Report #	Action Item	BOC Date	Board Date
092-13/14	Amendment to the Facilities Services Division Strategic Execution Plan to Define and Approve ten Alteration and Improvement and Board Member Priority Projects.	30-Oct-13	12-Nov-13
100-13/14	Amendment to the Facilities Services Division Strategic Execution Plan to Approve an Augmentation Grant for the Chime Institute Schwarzenegger Community School K-8 Expansion Project.	30-Oct-13	12-Nov-13
101-13/14	Amendment to the Facilities Services Division Strategic Execution Plan to Define and Approve four Major Repair Projects deemed to be urgent in nature.	30-Oct-13	12-Nov-13
102-13/14	Amendment to the Facilities Services Division Strategic Execution Plan to Define and Approve an Access Compliance Upgrade Project at Chatsworth HS.	30-Oct-13	12-Nov-13
103-13/14	Amendment to the Facilities Services Division Strategic Plan to Define and Approve Richard E. Byrd MS Heating, Ventilation, and Air Conditioning (HVAC) System Replacement Project.	30-Oct-13	12-Nov-13