



## FACILITIES SERVICES DIVISION

# *Consolidated Monthly Program Status Report*

Prepared for  
Bond Oversight Committee  
April 2015

Data Through March 15, 2015



## *Consolidated Monthly Program Status Report*

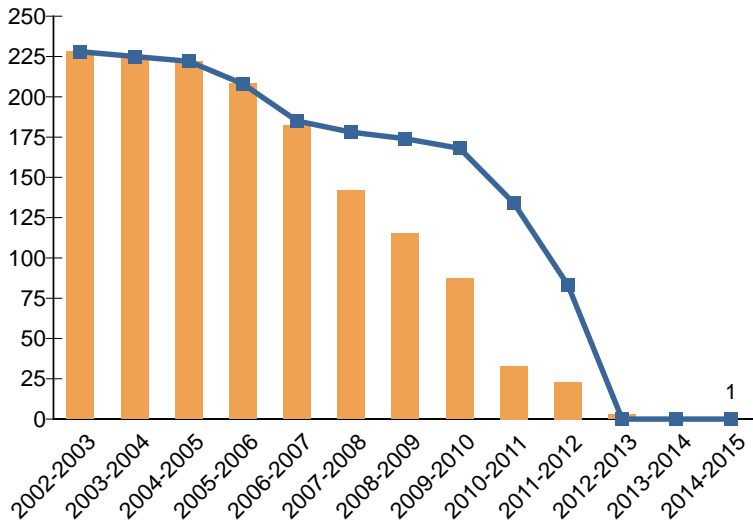
### TABLE OF CONTENTS

Program Goals	1
Key Deliverables	2
Monthly Progress	5
Monthly Progress - Managed Program Glossary	10
New Construction Change Order Rates	12
Repair & Modernization Change Order Rates	13
Change Order Processing Time	16
Board Member & Educational Service Center Priority Funds	17
Federal Stimulus Bond Status (BAB and QSCB)	18
Board of Education Actions	19

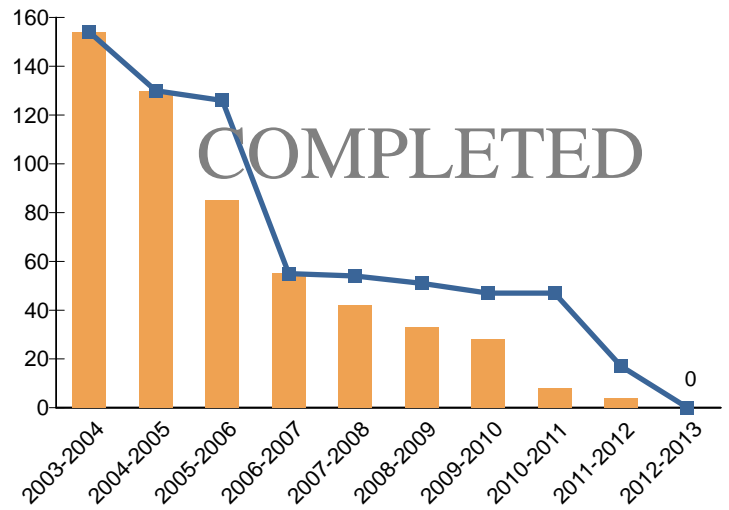


### PROGRAM GOALS

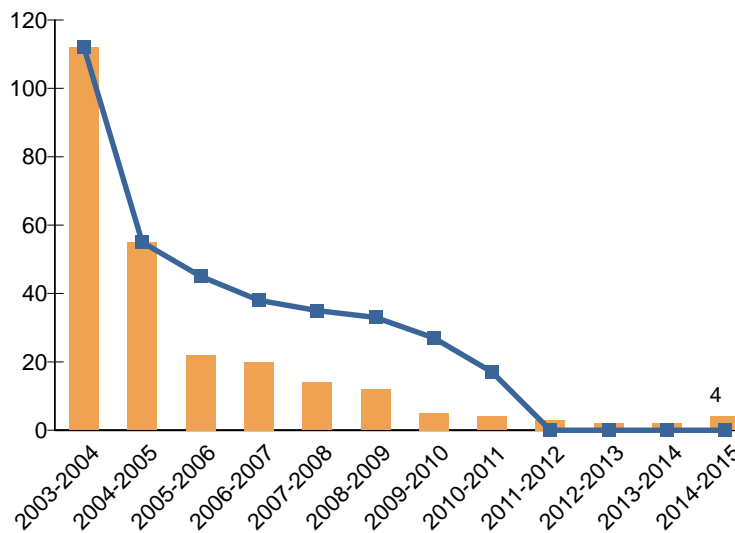
Schools on Multi-Track Calendar



Schools on Concept 6 Calendar



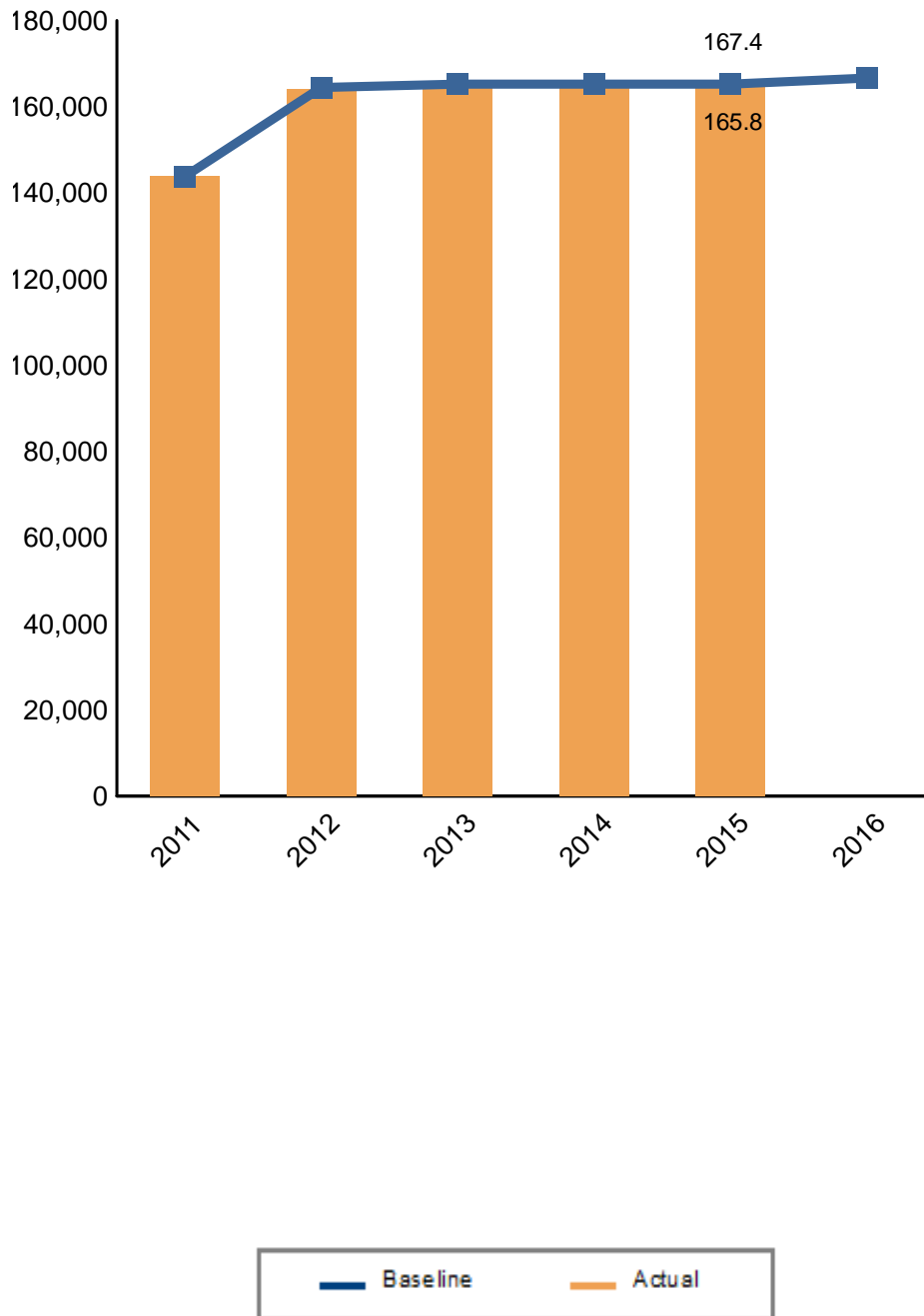
Schools with Involuntary Busing





### KEY DELIVERABLES

#### New Seat Delivery

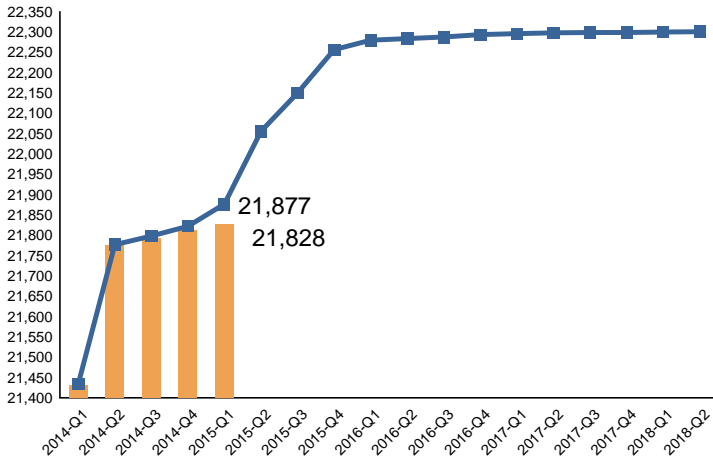


New Seat Delivery chart above includes only new construction K-12 projects. Actual data is adjusted at School Occupancy. Baseline is the 2014 Facilities Services Division Strategic Execution Plan

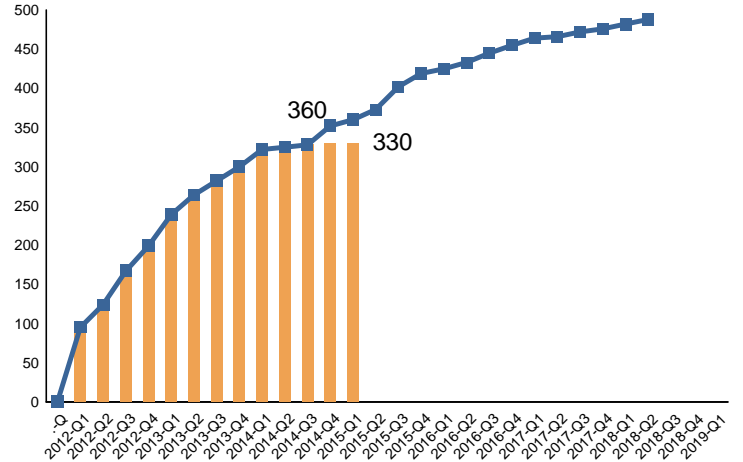


### KEY DELIVERABLES

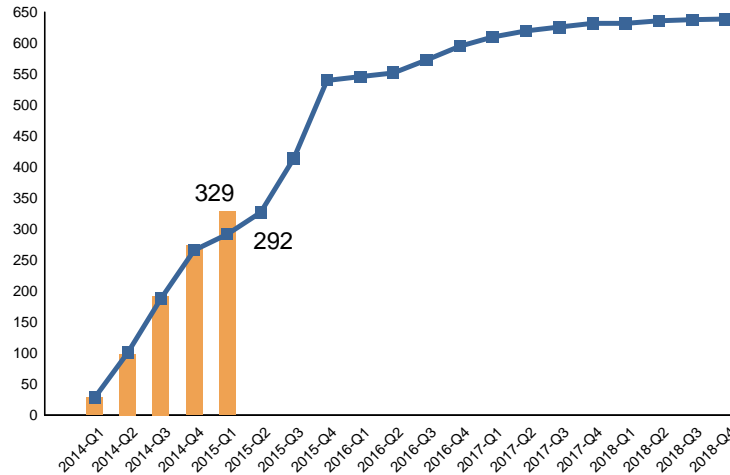
**Legacy Repair & Modernization**



**Capital Improvement Program**



**School Upgrade Program**

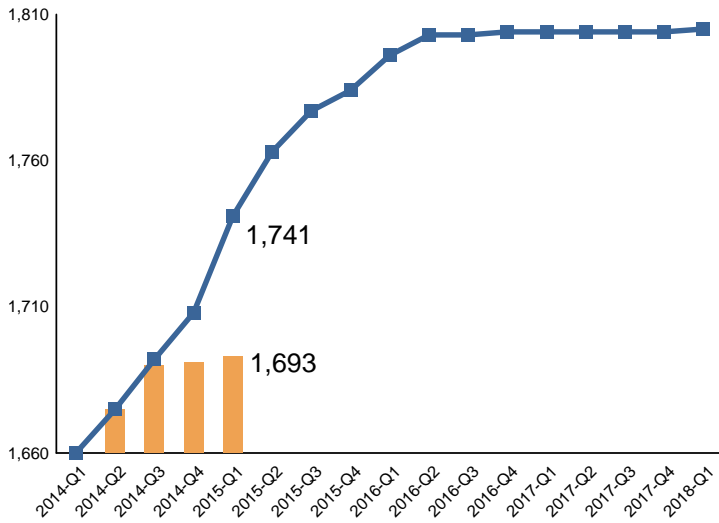


Actual data in the charts above is adjusted at Substantial Completion.  
 Baseline is the 2014 Facilities Services Division Strategic Execution Plan as amended by Board of Education actions to date.

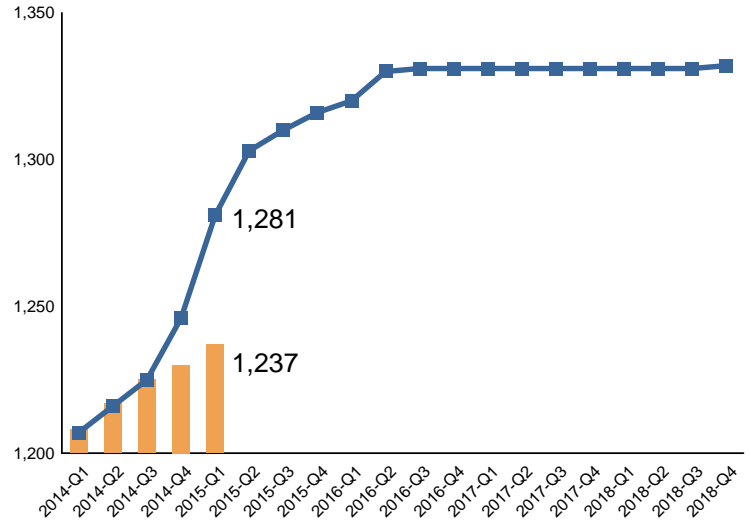


### KEY DELIVERABLES

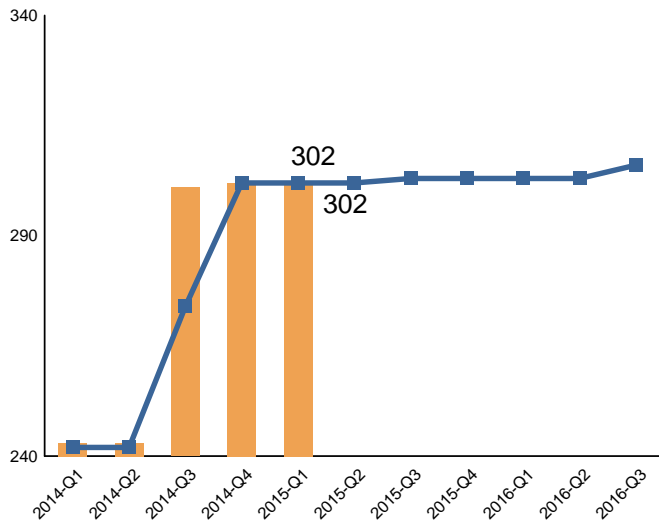
**Board Member/Education Service Center Priority**



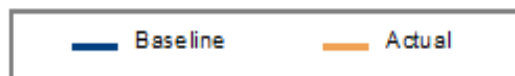
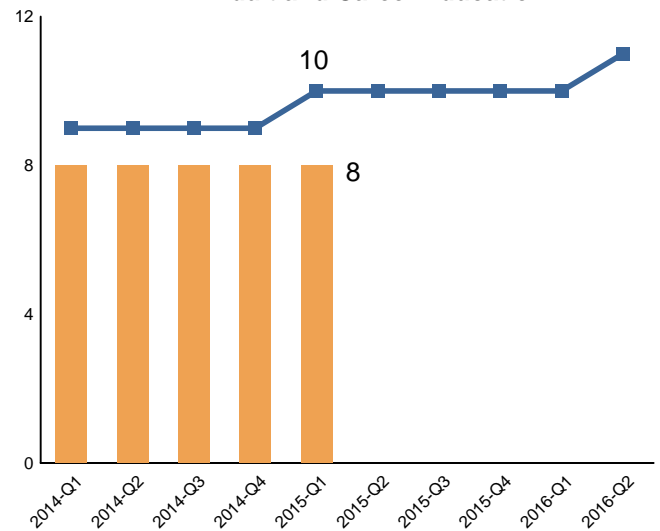
**Early Childhood Education**



**Charter School Projects**



**Adult and Career Education**



Actual data in the charts above is adjusted at Substantial Completion.  
 Baseline is the 2014 Facilities Services Division Strategic Execution Plan as amended by Board of Education actions to date.



## MONTHLY PROGRESS

### NTP Design

Project #	Managed Program	Project Name	Date
10366620	SUP	Northridge MS - Deteriorated Underground Plumbing	16-Feb-15
10366529	SUP	Maclay MS - Address Antiquated HVAC Systems	18-Feb-15
10366090	SUP	Riordan PC - IT Network Upgrade	18-Feb-15
10366567	SUP	Grant HS - HVAC	2-Mar-15
10366649	CHRT	Berendo MS - Campus Improvement	13-Mar-15

### DSA Approval

Project #	Managed Program	Project Name/Description	Date
N/A			

**NTP Construction**

<b>Project #</b>	<b>Managed Program</b>	<b>Project Name/Description</b>	<b>Date</b>
10004413	CIPR	Central Region ES #20 - Photovoltaic Installation	16-Feb-15
10366596	SUP	Budlong ES - SEEDS	16-Feb-15
10366098	SUP	Sellery Special Education Center - IT Network Upgrade	16-Feb-15
10366758	CIPR	Compton ES - Upgrade Parent & Family Center	17-Feb-15
10366760	CIPR	Fries ES - Upgrade Parent & Family Center	17-Feb-15
10004358	CIPR	Valley Region ES #13 - Photovoltaic Installation	17-Feb-15
10366380	SUP	Grant HS - Replace Inverters For Stadium Lighting	17-Feb-15
10104134	FA	Bell HS-Repairs for Compliance with State & Federal Access Requirements	17-Feb-15
10105878	FA	Hoover ES-Compliance with State & Federal Access Requirements	18-Feb-15
10366059	SUP	Liechty MS - IT Network Upgrade	19-Feb-15
10366089	SUP	Reseda HS - IT Network Upgrade	19-Feb-15
10366086	SUP	Porter MS - IT Network Upgrade	20-Feb-15
10365685	SUP	Bushnell Way ES - Replace Playground Matting	23-Feb-15
10366598	SUP	Castlebay ES - SEEDS	23-Feb-15
10366020	SUP	Columbus MS - IT Network Upgrade	23-Feb-15
10365726	SUP	Murchison ES - Replace Playground Matting	23-Feb-15
10366578	SUP	Virgil MS - SEEDS	23-Feb-15
10105875	FA	10th St. ES-Compliance with State & Federal Access Requirements	23-Feb-15
10365691	SUP	Coldwater Canyon ES - Replace Playground Matting	24-Feb-15
10366111	SUP	Van Nuys HS - IT Network Upgrade	24-Feb-15
10105880	FA	Berendo MS-Compliance with State & Federal Access Requirements	25-Feb-15
10366043	SUP	Hollenbeck MS - IT Network Upgrade	25-Feb-15
10105884	FA	1st St. ES-Compliance with State & Federal Access Requirements	26-Feb-15
10105895	FA	Porter MS-Compliance with State & Federal Access Requirements	27-Feb-15
10366052	SUP	Kindergarten Learning Academy - IT Network Upgrade	27-Feb-15
10366576	SUP	Pueblo de LA Continuation HS - SEEDS	27-Feb-15
10366116	SUP	White ES - IT Network Upgrade	27-Feb-15
10366644	BMP	Ochoa LC - New Computer Lab	2-Mar-15
10366004	SUP	Bellingham ES - IT Network Upgrade	4-Mar-15
10366006	SUP	Belvedere MS - IT Network Upgrade	5-Mar-15
10366439	SUP	95th St. ES - Roof Replacement	6-Mar-15
10366007	SUP	Berendo MS - IT Network Upgrade	6-Mar-15
10366038	SUP	Garfield HS - IT Network Upgrade	6-Mar-15
10366040	SUP	Griffith MS - IT Network Upgrade	9-Mar-15





### NTP Construction

<b>Project #</b>	<b>Managed Program</b>	<b>Project Name/Description</b>	<b>Date</b>
10105871	FA	Century Park ES-Compliance with State & Federal Access Requirements	9-Mar-15
10366081	SUP	Pacoima Charter ES - IT Network Upgrade	10-Mar-15
10366093	SUP	Roybal Learning Center - IT Network Upgrade	10-Mar-15
10105887	FA	Lockwood ES-Compliance with State & Federal Access Requirements	12-Mar-15
10365711	SUP	Kingsley ES - Replace Playground Matting	13-Mar-15
10366068	SUP	Mendez HS - IT Network Upgrade	13-Mar-15
10105864	FA	Evergreen ES-Compliance with State & Federal Access Requirements	15-Mar-15

**Substantial Completion**

<b>Project #</b>	<b>Managed Program</b>	<b>Project Name/Description</b>	<b>Date</b>
10366580	SUP	Jack London CDS - SEEDS	17-Feb-15
10366099	SUP	Sendak ES - IT Network Upgrade	19-Feb-15
10366114	SUP	Vista MS - IT Network Upgrade	19-Feb-15
10363852	SUP	135th St. ES - IT Network Upgrade	20-Feb-15
10365749	SUP	Sunny Brae ES - Replace Playground Matting	20-Feb-15
10363866	SUP	75th St. ES - IT Network Upgrade	23-Feb-15
10366534	SUP	Camino Nuevo HS - SEEDS	23-Feb-15
10365730	SUP	Olympic PC - Replace Playground Matting	23-Feb-15
10366037	SUP	Frost MS - IT Network Upgrade	24-Feb-15
10366044	SUP	Holmes MS - IT Network Upgrade	24-Feb-15
10100671	FA	Marlton Special Education School - Upgrade Fire Alarm System	25-Feb-15
10366021	SUP	Contreras Learning Complex - IT Network Upgrade	25-Feb-15
10366058	SUP	Lexington PC - IT Network Upgrade	25-Feb-15
10365726	SUP	Murchison ES - Replace Playground Matting	27-Feb-15
10366632	A&I	Bellingham ES - Chainlink Fence Around Gas Meter	28-Feb-15
10365685	SUP	Bushnell Way ES - Replace Playground Matting	2-Mar-15
10366012	SUP	Camino Nuevo ES #3 Castellanos ES - IT Network Upgrade	3-Mar-15
10366075	SUP	North Hollywood HS Zoo Magnet - IT Network Upgrade	3-Mar-15
10365745	SUP	San Jose ES - Replace Playground Matting	5-Mar-15
10366072	SUP	NEW Academy Canoga Park - IT Network Upgrade	6-Mar-15
10149930	B_B	Windsor Hills Math/Science/Aerospace Magnet - Upgrade Fire Alarm System & Comply with Associated State Requirements	10-Mar-15
10363865	SUP	68th St. ES - IT Network Upgrade	11-Mar-15
10365765	SUP	Wilshire Crest ES - Replace Playground Matting	12-Mar-15
10005021	ECE	Castelar EEC - Safety Upgrades and Improvements	13-Mar-15
10365691	SUP	Coldwater Canyon ES - Replace Playground Matting	15-Mar-15
10366063	SUP	Mack ES - IT Network Upgrade	15-Mar-15

**DSA Certification**

<b>Project #</b>	<b>Managed Program</b>	<b>Project Name/Description</b>	<b>Date</b>
10103606	SLC	Jefferson HS-New Tech High (Phase 2)	17-Feb-15
10105288	B_B	Denker ES-Compliance with State & Federal Access Requirements	19-Feb-15
10105289	B_B	Denker ES-Compliance with State & Federal Access Requirements	19-Feb-15
10106241	B_B	Lockwood ES-33 Classrooms/37 Trenches, Safety & Technology	23-Feb-15
10104938	B_B	Mann MS-77 Classrooms, Safety & Technology	23-Feb-15
10103734	B_B	Mann MS-Upgrade Fire Alarm System	23-Feb-15
10104592	FA	Lockwood ES-Upgrade Fire Alarm System	23-Feb-15
10105268	FA	Sylmar ES-Replace Campus-Wide Fire Alarm System Including Compliance with State & Federal Access Requirements	23-Feb-15
10102223	SLC	Taft HS-Facilities Upgrades - Academy Offices, Outdoor Spaces, Visual Identity	23-Feb-15
10106152	B_B	Encino ES-27 Classrooms/30 Trenches, Safety & Technology	24-Feb-15
10103981	B_B	Encino ES-Replace Existing Fire Alarm System with Fully-Automatic Monitored System for Approx. 30 Classrooms	24-Feb-15
10104492	B_B	Huntington ES-Compliance with State & Federal Access Requirements	24-Feb-15
10104216	B_B	Madison MS-Provide New A/C System for Main Gym	25-Feb-15
10143745	BMP	Dorsey HS-Renovate Culinary Arts Room	25-Feb-15
10104683	B_B	Garfield HS-Compliance with State & Federal Access Requirements	2-Mar-15
10104684	B_B	Garfield HS-Compliance with State & Federal Access Requirements	2-Mar-15
10104520	B_B	Murchison ES-Compliance with State & Federal Access Requirements	2-Mar-15
10104845	M_K	Palms ES-New Sanitary Building	2-Mar-15
10100180	M_K	Raymond ES-Cafeteria Modernization	2-Mar-15
10104020	M_K	Raymond ES-Office Modernization	2-Mar-15
10104971	B_B	Brooklyn ES-Compliance with State & Federal Access Requirements	3-Mar-15
10104972	B_B	Brooklyn ES-Compliance with State & Federal Access Requirements	3-Mar-15
10105383	FMA	Olive Vista MS-Structural Reinforcement	3-Mar-15
10104839	M_K	Caroldale Learning Community-New Relocatable Changing Rooms	3-Mar-15
10105338	MCD	Huntington Park HS-Compliance with State & Federal Access Requirements	3-Mar-15
10106224	B_B	YES Academy at Hyde Park ES-40 Classrooms, Safety & Technology	4-Mar-15
10105226	FA	YES Academy at Hyde Park ES-Upgrade Fire Alarm System & Comply with Associated State Requirements	4-Mar-15
10104821	M_K	Westport Heights ES-Shade Structure at Pre-Kindergarten Yard	4-Mar-15
10106400	B_B	White Point ES-24 Classrooms, Safety & Technology	6-Mar-15
10105681	CPS	Cheremoya ES-Auditorium A/C Project	6-Mar-15



### DSA Certification

Project #	Managed Program	Project Name/Description	Date
10104133	FA	Bell HS-Upgrade Fire Alarm System	6-Mar-15
10105370	FA	White Point ES-Upgrade Fire Alarm System & Comply with Associated State Requirements	6-Mar-15
10100098	ACE	Waters Employment Preparation Center-New Multipurpose & Auto Shop Buildings	9-Mar-15
10003954	CIPR	Fairfax HS - Auditorium Upgrades	9-Mar-15
10104911	M_K	Carson HS-Baseball Lighting	9-Mar-15
10100986	MJR	YES Academy at Hyde Park ES-Plumbing Fixtures	9-Mar-15
10106420	B_B	Clay MS-73 Classrooms, Safety & Technology	10-Mar-15
10104483	B_B	Clay MS-Upgrade Fire Alarm System	10-Mar-15
10106284	B_B	Norwood ES-Classrooms, Safety & Technology	11-Mar-15
10104278	FA	Norwood ES-Upgrade Fire Alarm System	11-Mar-15
10004290	ECE	Westminster EEC - Shade Shelter	12-Mar-15
10100913	MJR	Foshay Learning Center-Auditorium Renovation	12-Mar-15
10104220	ECE	Locke EEC-New Shade Shelters	13-Mar-15
10100960	FA	Carson HS-Upgrade Fire Alarm System	13-Mar-15



## MONTHLY PROGRESS

### Managed Program Glossary

<u>Managed Program</u>	<u>Managed Program Description</u>
2SEM	Two-Semester Neighborhood School Program
A&I	ESC Priority
ACE	Adult Career Education
ASAB	Asbestos Abatement
B_B	Bond BB
BMP	Board Member Priority
CHRT	Charter School Bond Program
CIPR	Capital Improvement Program
CPS	Certificates of Participation
CRF	Core Facilities
CTE	Career Tech Education
ECE	Early Education Center
FA	Fire Alarm
JTU	Joint Use
LSS	Life Safety and Seismic Retrofit
M_K	Measure K
MCD	Modified Consent Decree
MJR	Major Repairs
NAC	Non-Air Conditioned Spaces
PFA_Y	Proficiency For All
PMP	Portable Removal Plan
QZB	Qualified Zone Academy Bond
RHU	Relocatable Housing Unit
SLC	Small Learning Communities
SLR_R	Science Lab Renovation Measure R
SPED	Special Education
SRU	Seismic Retrofit Upgrades
SUP	School Upgrade Program
YBR_Y	Bond Funded - Deferred Maintenance



**NEW CONSTRUCTION CHANGE ORDER RATES**

**PROJECTS COMPLETED PRIOR TO 2014**

Total Number of Projects Completed Prior to 2014			Original Contract Amount	Final Contract Amount	Total Change Order %	User Change Order %
		Seats				
Renovation	4 Projects	1,841	\$71,185,500	\$90,037,132	26.48%	2.69%
All Other Projects	290 Projects	150,019	\$5,137,544,207	\$5,481,897,322	6.70%	0.73%
<b>Total</b>	<b>294 Projects</b>	<b>151,860</b>	<b>\$5,208,729,707</b>	<b>\$5,571,934,454</b>	<b>6.97%</b>	<b>0.76%</b>

**PROJECTS COMPLETED FROM 2014 FORWARD**

Project Name	Seats	Date Complete	Original Contract Amount	Final Contract Amount	Total Change Order %	User Change Order %
Diane Watson Career Center		2014-Q4	\$1,949,418	\$2,139,120	9.73%	0.66%
<b>Total</b>	<b>1 Projects</b>		<b>\$1,949,418</b>	<b>\$2,139,120</b>	<b>9.73%</b>	<b>0.66%</b>

**GRAND TOTAL**

Summary Totals			Original Contract Amount	Final Contract Amount	Total Change Order %	User Change Order %
		Seats				
Renovation	4 Projects	1,841	\$71,185,500	\$90,037,132	26.48%	2.69%
All Other Projects	291 Projects	150,019	\$5,139,493,625	\$5,484,036,442	6.70%	0.73%
<b>Grand Total</b>	<b>295 Projects</b>	<b>151,860</b>	<b>\$5,210,679,125</b>	<b>\$5,574,073,574</b>	<b>6.97%</b>	<b>0.76%</b>



**REPAIR & MODERNIZATION CHANGE ORDER RATES**

**CONTRACTS COMPLETED PRIOR TO 2014**

	Original Contract Amount	Final Contract Amount	Total Change Order %	User Change Order %
<b>Total</b>	<b>\$2,537,469,845</b>	<b>\$2,831,040,266</b>	<b>11.57%</b>	<b>1.80%</b>

**CONTRACTS COMPLETED FROM 2014 FORWARD**

School Name	Project Description	Date Complete	Original Contract Amount	Final Contract Amount	Total Change Order %	User Change Order %
112th St. ES	Fire Alarm System	Q1-2014	\$295,000	\$276,657	-6.22%	0.00%
Banning HS	Non Air Conditioned Space - Phase 1B	Q1-2014	\$387,000	\$438,369	13.27%	0.00%
Cheremoya ES	Air Conditioning - Auditorium	Q1-2014	\$222,000	\$241,230	8.66%	0.00%
Garfield HS	Replace Main Building / Auditorium	Q1-2014	\$41,500,000	\$52,509,373	26.53%	0.00%
Heliotrope ES	Provide Sanitary Building	Q1-2014	\$481,685	\$500,453	3.90%	0.00%
Los Angeles HS	Fire Alarm	Q1-2014	\$40,000	\$68,082	70.21%	0.00%
Monroe HS	Fire Damage Repair	Q1-2014	\$198,000	\$198,000	0.00%	0.00%
North Valley Occupational Center	Fire Alarm	Q1-2014	\$929,000	\$929,000	0.00%	0.00%
South Gate HS	Small Learning Community - Phase II	Q1-2014	\$1,146,522	\$1,292,542	12.74%	0.00%
Van Nuys HS	Small Learning Community - Phase II	Q1-2014	\$887,800	\$1,155,439	30.15%	0.00%
Cienega ES	Playfield & Learning Center	Q2-2014	\$1,094,000	\$1,253,159	14.55%	0.00%
Crenshaw HS	Wellness Center	Q2-2014	\$2,362,500	\$2,517,155	6.55%	0.00%
Fleming MS	HVAC Repairs & Interim Housing	Q2-2014	\$2,486,000	\$2,799,350	12.60%	0.00%
Grant HS	Grandstands	Q2-2014	\$1,180,000	\$1,335,071	13.14%	0.00%
Hollywood HS	Track and Field Improvement	Q2-2014	\$4,450,000	\$4,450,000	0.00%	0.00%
Hollywood HS	SLC DSA	Q2-2014	\$1,175,000	\$1,373,873	16.93%	0.00%
Kennedy HS	Small Learning Communities	Q2-2014	\$972,000	\$1,184,475	21.86%	0.00%
Locke EEC	Resurface Asphalt-Play Area/Pkg Lot	Q2-2014	\$644,000	\$689,021	6.99%	0.00%
Los Angeles Academy MS	Plumbing	Q2-2014	\$1,334,000	\$1,410,856	5.76%	0.00%
Point Fermin ES	Classroom Air Conditioning	Q2-2014	\$778,400	\$893,240	14.75%	0.00%



**CONTRACTS COMPLETED FROM 2014 FORWARD**

School Name	Project Description	Date Complete	Original Contract Amount	Final Contract Amount	Total Change Order %	User Change Order %
Reseda HS	Science Room Renovation	Q2-2014	\$549,000	\$638,035	16.22%	0.00%
Revere MS	Provide Sanitary Building	Q2-2014	\$523,400	\$812,715	55.28%	0.00%
University HS	Office Modernization - Phase I	Q2-2014	\$1,228,400	\$1,451,041	18.12%	0.00%
Harrison ES	Completion of Phase II & III Ceiling Repair	Q3-2014	\$1,515,000	\$1,803,945	19.07%	0.00%
Locke HS	Athletic Facility Alterations	Q3-2014	\$1,760,000	\$2,121,623	20.55%	0.00%
Markham MS	Air Condition for Music Building , Shop Building and Library; Fire Alarm	Q3-2014	\$805,000	\$814,723	1.21%	0.00%
Markham MS	Air Condition for Music Building , Shop Building and Library; Fire Alarm	Q3-2014	\$2,185,000	\$2,353,326	7.70%	0.00%
Nobel MS	Replace Boilers and Chiller	Q3-2014	\$2,278,200	\$2,637,276	15.76%	0.00%
Perez Special Education Center	Roofing	Q3-2014	\$387,419	\$394,429	1.81%	0.00%
Reseda HS	Auditorium Renovation	Q3-2014	\$286,000	\$282,138	-1.35%	0.00%
University HS	HVAC Upgrade	Q3-2014	\$5,230,000	\$6,361,647	21.64%	0.00%
Wilson HS	SLC Modernization Phase 2B	Q3-2014	\$694,060	\$728,977	5.03%	0.00%
El Camino Real HS	Roofing	Q4-2014	\$1,018,000	\$1,023,111	0.50%	0.00%
La Salle ES	Replace HVAC System	Q4-2014	\$3,879,000	\$4,829,890	24.51%	0.00%
Canoga Park HS	Small Learning Community	Q1-2015	\$845,000	\$1,239,610	46.70%	0.00%
Franklin HS	Fire Alarm System	Q1-2015	\$1,060,025	\$1,432,821	35.17%	0.00%
Highland Park Continuation HS	Fire Alarm System	Q1-2015	\$77,100	\$77,100	0.00%	0.00%
San Pedro HS	SLC Implementation Plan	Q1-2015	\$1,294,000	\$1,520,105	17.47%	0.00%
<b>Total</b>			<b>\$88,177,511</b>	<b>\$106,037,857</b>	<b>20.25%</b>	<b>0 %</b>

**GRAND TOTAL**

Summary Totals	Original Contract Amount	Final Contract Amount	Total Change Order %	User Change Order %
Contracts Completed Prior to 2014	\$2,537,469,845	\$2,831,040,266	11.57%	1.80%
Contracts Completed from 2014 Forward	\$88,177,511	\$106,037,857	20.25%	0 %
<b>Grand Total</b>	<b>\$2,625,647,356</b>	<b>\$2,937,078,123</b>	<b>11.86%</b>	<b>1.74%</b>





**REPAIR & MODERNIZATION CHANGE ORDER RATES**

**GRAND TOTAL BY PROJECT TYPE**

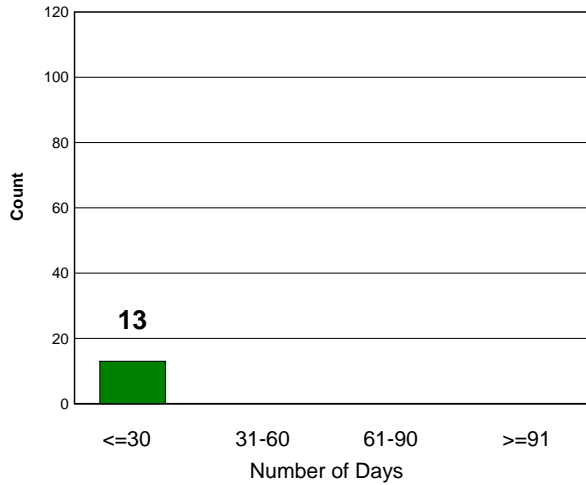
<b>Project Type</b>	<b>Original Contract Amount</b>	<b>Final Contract Amount</b>	<b>Total Change Order %</b>	<b>User Change Order %</b>
Adult & Career Education	\$30,445,000	\$34,100,403	12.01%	0.95%
Air Conditioning	\$279,663,979	\$323,920,934	15.83%	6.32%
Asbestos Abatement	\$23,785,783	\$23,783,102	-0.01%	1.81%
Athletic Facilities	\$66,748,781	\$77,727,222	16.45%	1.92%
Auditorium Renovations	\$16,677,914	\$22,320,250	33.83%	1.39%
Classroom Lighting	\$11,854,619	\$11,766,600	-0.74%	0.00%
Concrete Paving	\$7,899,573	\$7,898,054	-0.02%	0.06%
DSA Access Compliance	\$21,935,465	\$25,691,296	17.12%	0.72%
DSA Fire Alarm	\$309,021,956	\$367,613,228	18.96%	0.47%
Electrical / M&O Fire Alarm	\$12,329,143	\$13,562,631	10.00%	0.76%
Elevator Systems	\$8,085,523	\$8,488,833	4.99%	0.84%
Exterior Painting	\$45,200,309	\$48,134,811	6.49%	4.56%
Fire Damage Repair	\$198,000	\$198,000	0.00%	0.00%
Floor Coverings	\$48,872,505	\$50,406,337	3.14%	0.43%
Food Services Modernization	\$54,113,768	\$60,269,713	11.38%	0.62%
Hazard Mitigation	\$58,845,477	\$60,197,086	2.30%	1.17%
HVAC	\$92,389,658	\$104,106,269	12.68%	0.36%
Interior Painting	\$35,746,570	\$36,479,641	2.05%	0.38%
Joint-Use Athletic Field/Outdoor Facility	\$14,122,284	\$16,548,586	17.18%	0.76%
Library Renovation	\$7,550,263	\$9,043,614	19.78%	0.21%
Lockers	\$2,307,893	\$2,437,711	5.62%	3.27%
Lunch Shelters	\$18,546,927	\$20,335,357	9.64%	0.95%
Modernizations	\$246,726,220	\$293,872,372	19.11%	1.12%
New / Upgrade Library (Core)	\$4,338,500	\$4,841,423	11.59%	0.00%
New Building "Existing Facilities"	\$32,831,256	\$38,788,349	18.14%	0.70%
Paving / Greening / Equipment	\$169,506,523	\$185,007,156	9.14%	1.90%
Plumbing / Irrigation	\$66,390,788	\$69,388,745	4.52%	1.03%
Portables	\$28,615,227	\$31,650,012	10.61%	0.52%
Qualified Zone Academy Bonds (QZAB)	\$18,419,510	\$21,753,903	18.10%	2.23%
Roofing	\$63,550,926	\$65,122,762	2.47%	0.31%
Safety & Technology	\$592,067,781	\$635,030,591	7.26%	1.37%
Security System / CCTV	\$2,446,900	\$2,800,565	14.45%	0.00%
Seismic Retrofit	\$98,182,704	\$111,669,537	13.74%	3.02%
Sheet Metal / Fencing	\$26,426,916	\$27,342,069	3.46%	0.53%
Small Learning Communities	\$39,829,515	\$46,987,637	17.97%	0.54%
Wall Systems	\$21,647,073	\$23,038,831	6.43%	1.72%
Year-Round Air Conditioning Auditorium	\$17,310,277	\$18,935,353	9.39%	0.45%
Year-Round Air Conditioning Gym	\$31,217,129	\$36,019,561	15.38%	0.85%
<b>Total</b>	<b>\$2,625,848,635</b>	<b>\$2,937,278,541</b>	<b>11.86%</b>	<b>1.74%</b>



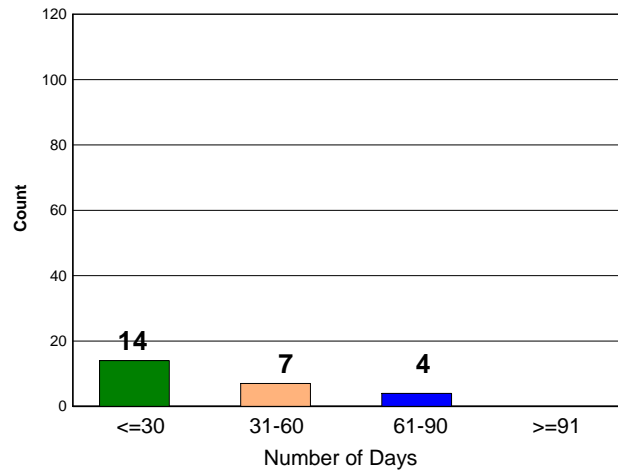
### CHANGE ORDER PROCESSING TIME

#### New Construction

Open Change Orders



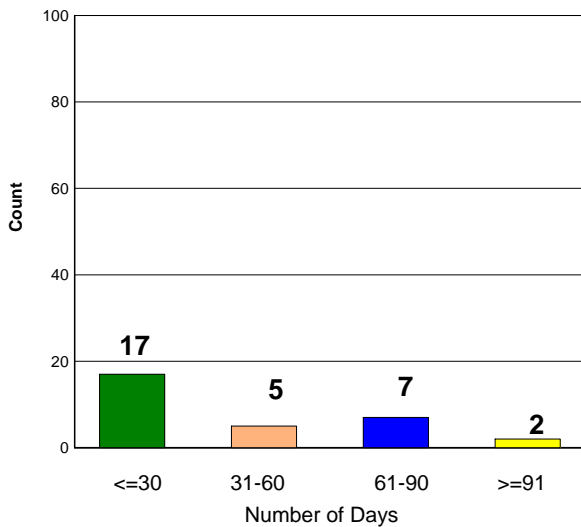
Approved from 2/16/15 to 3/15/15



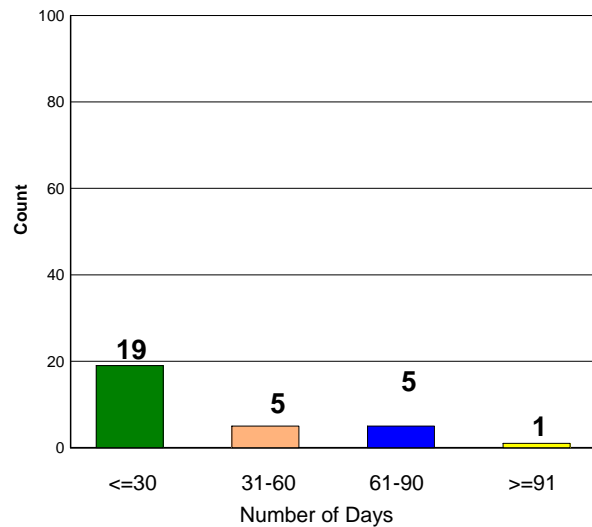
NC Total Approved for this period : **25**  
Average Number of Days: **32**

#### Repair & Modernization

Open Change Orders



Approved from 2/16/15 to 3/15/15

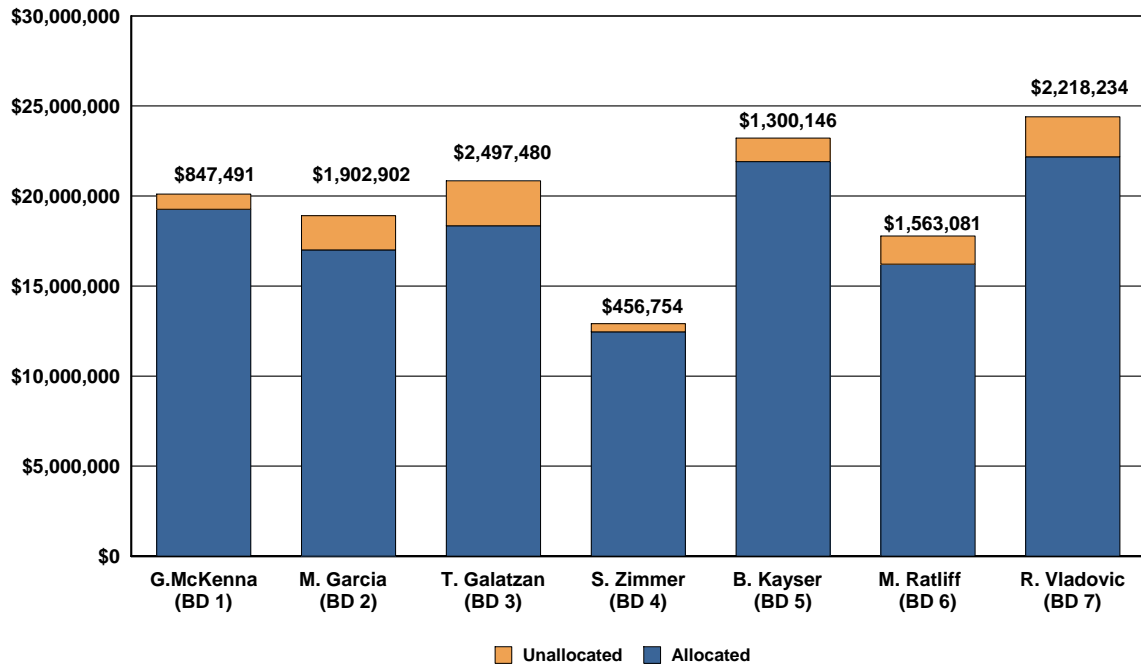


RM Total Approved for this period: **30**  
Average Number of Days: **35**

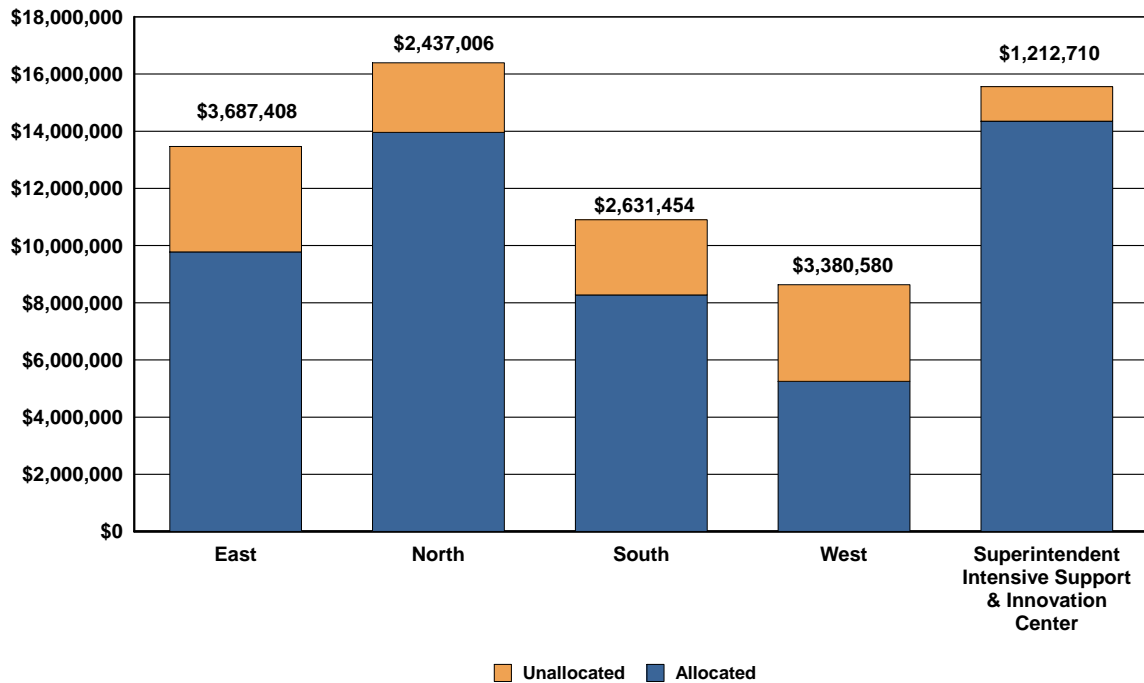
Data for Open Change Orders as of April 9, 2015



### BOARD MEMBER PRIORITY FUNDS



### EDUCATIONAL SERVICE CENTER PRIORITY FUNDS



Unallocated Bond Funds as of July 1, 2013

**FEDERAL STIMULUS BOND STATUS (BAB AND QSCB)**

<b>Local Bond Measure</b>	<b>Bond Type</b>	<b>Amount Issued*</b>	<b>Expenditures as of 3/15/15</b>	<b>% Expended</b>	<b>Remaining to Spend</b>
Measure K	Build America Bonds	\$199,898,054	\$182,805,911	91.45%	\$17,092,143
Measure R	Build America Bonds	\$840,218,663	\$806,684,800	96.01%	\$33,533,863
Measure Y	Build America Bonds	\$1,579,005,124	\$1,362,561,284	86.29%	\$216,443,839
Measure Y	Qualified School Construction Bond	\$608,594,112	\$608,594,112	100.00%	\$0
		<b>\$3,227,715,953</b>	<b>\$2,960,646,108</b>	<b>91.73%</b>	<b>\$267,069,845</b>

\*net cost of issuance

Between October 2009 and May 2010, LAUSD sold more than \$4 billion of Measure K, Measure R and Measure Y General Obligation Bonds (GO Bonds) in an effort to ensure the District could complete the current bond program as planned.

The GO Bonds included traditional tax exempt bonds as well as Build America Bonds (BABs) and Qualified School Construction Bonds (QSCBs). BABs are taxable municipal bonds that require the Federal government to pay State or local government issuers a payment equal to 35% of the interest payments on those bonds, which lowers the issuer's cost of borrowing. QSCBs provide Federal tax credits for bondholders in lieu of interest in order to reduce an issuer's cost of borrowing and must be spent within three years of issuance.

The table above shows the amount of BABs and QSCBs issued by LAUSD, how much has been spent and how much is remaining to spend.



## BOARD OF EDUCATION ACTIONS

### RECENT BOARD ACTIONS

Report #	Action Item	BOC Date	Board Date
373-14/15	Approval of 11 Secondary School Sites for Comprehensive Modernization Projects	26-Feb-15	10-Mar-15
374-14/15	Amendment to the Facilities Services Division Strategic Execution Plan to Define and Approve Four Sustainable Environment Developments to Schools (SEEDS) Projects	26-Feb-15	10-Mar-15
375-14/15	Amendment to the Facilities Services Division Strategic Execution Plan to Approve an Increase to the Charter Augmentation Grant for the Accelerated Charter Elementary School Projects	26-Feb-15	10-Mar-15
376-14/15	Amendment to the Facilities Services Division Strategic Execution Plan to Approve Three Projects that Address Critical School Repair Needs	26-Feb-15	10-Mar-15
377-14/15	Amendment to the Facilities Services Division Strategic Execution Plan to Approve \$30 Million of Energy Efficient Lighting Upgrades	26-Feb-15	10-Mar-15