



FACILITIES SERVICES DIVISION

Consolidated Monthly Program Status Report



Consolidated Monthly Program Status Report

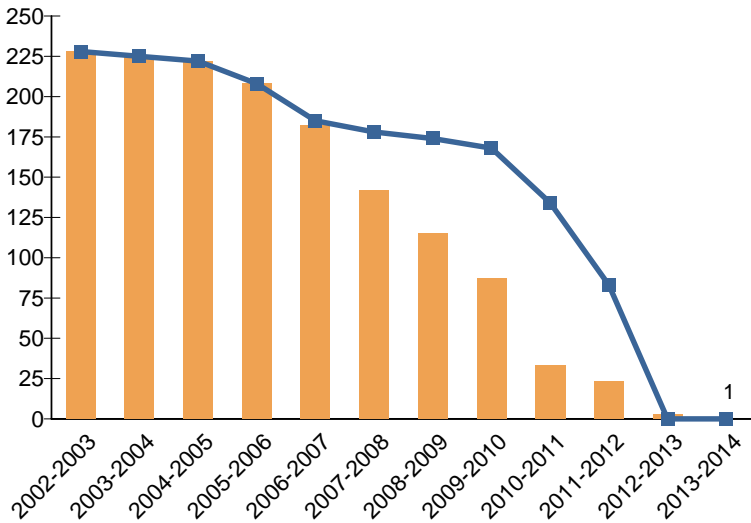
TABLE OF CONTENTS

Program Goals	1
Key Deliverables	2
Monthly Progress	4
New Construction Change Order Rates	8
Repair & Modernization Change Order Rates	9
Change Order Processing Time	14
Unallocated Bond Funds	15
Federal Stimulus Bond Status (BAB and QSCB)	16
Board of Education Actions	17

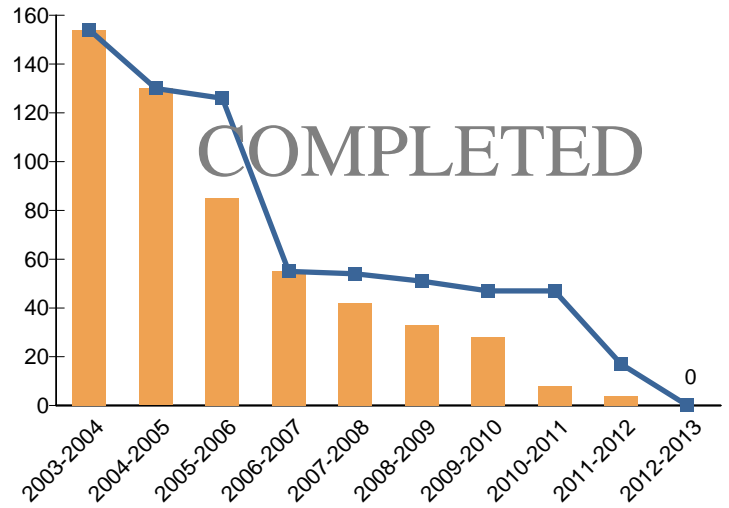


PROGRAM GOALS

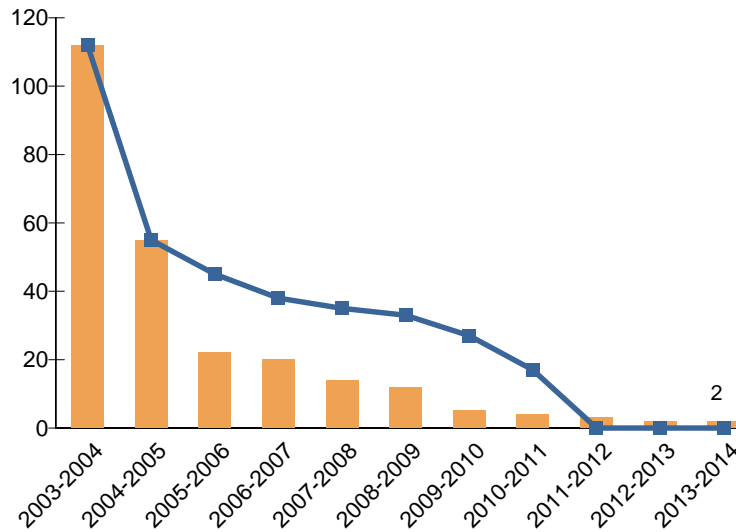
Schools on Multi-Track Calendar



Schools on Concept 6 Calendar



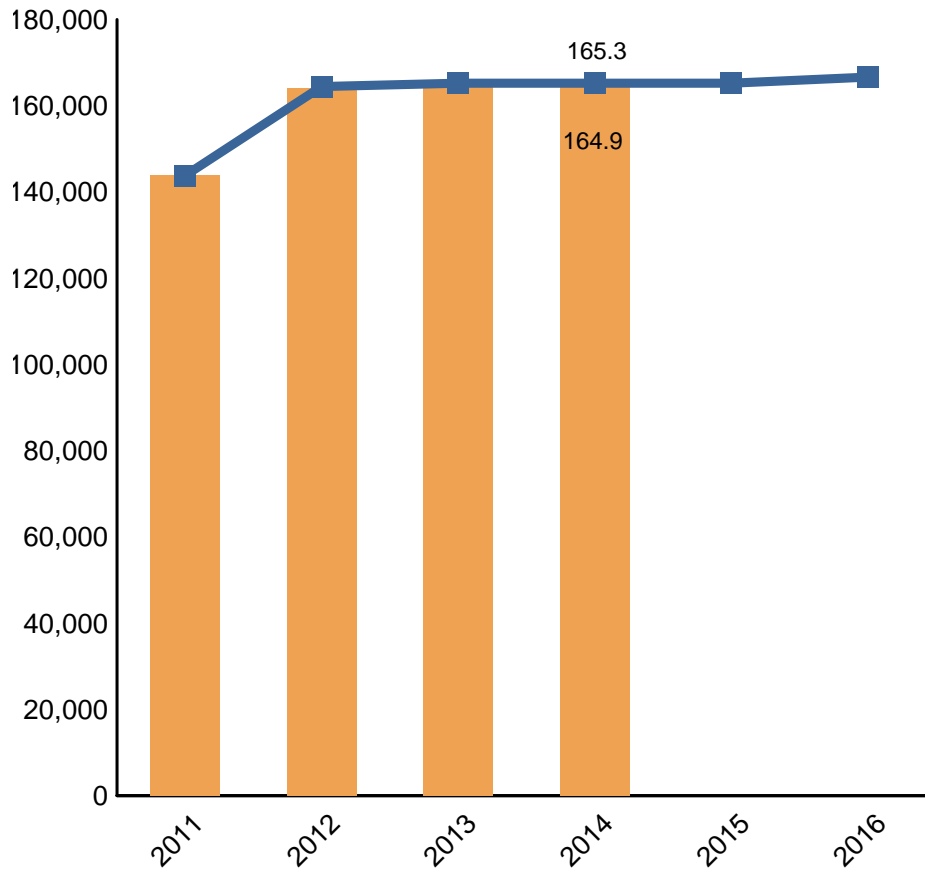
Schools with Involuntary Busing





KEY DELIVERABLES

New Seat Delivery

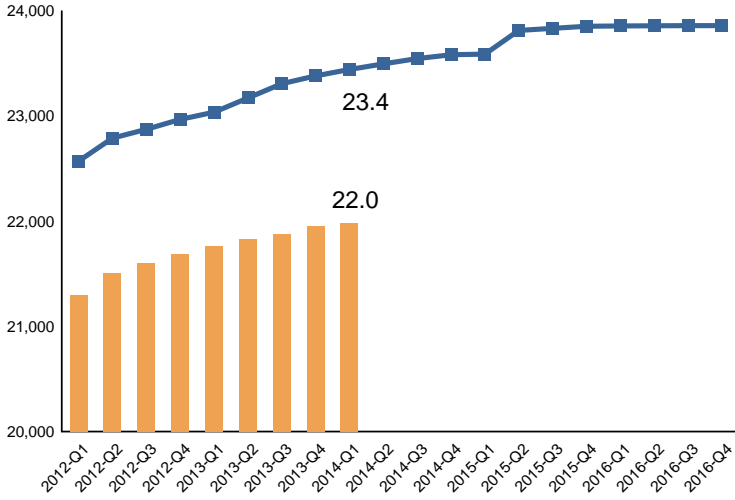


New Seat Delivery chart above includes only New Construction projects. Actual data is adjusted at School Occupancy. Baseline is the 2013 Facilities Services Division Strategic Execution Plan

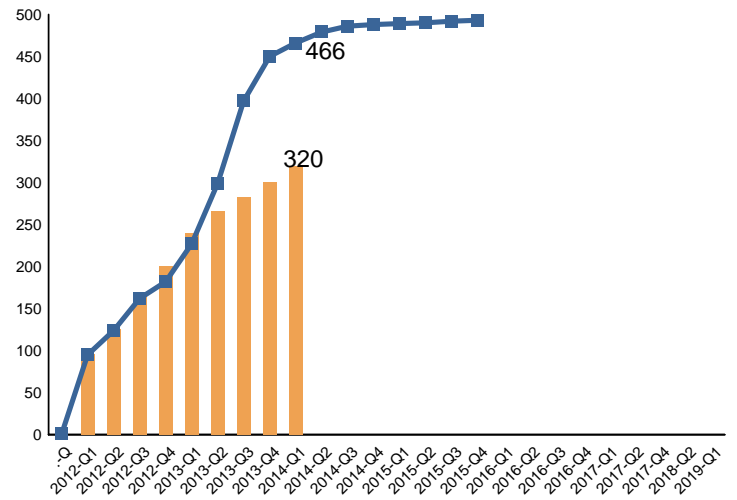


KEY DELIVERABLES

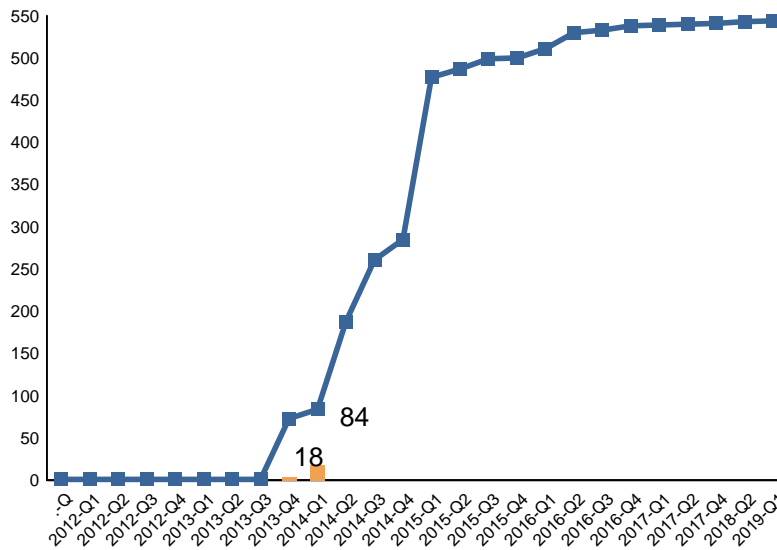
Repair & Modernization Project Completion



CIP Project Completion



SUP Project Completion



— Baseline — Actual

Actual data in the charts above is adjusted at Substantial Completion. Baseline is the 2013 Facilities Services Division Strategic Execution Plan as amended by Board of Education actions to date. In addition, Repair & Modernization Baseline and Actual data exclude projects categorized as "Completed By Other Means". The 306 projects approved by the Board on June 18, 2013 have been moved from CIP to SUP Baseline. SUP framework was approved on January 14, 2014.



MONTHLY PROGRESS

NTP Design: New Construction

Project #	Project Name	Date
N/A		

NTP Design: Repair & Modernization

Project #	School Name	Project Description	Date
10204019	Venice HS	Design Small Learning Community Modernization	7-Mar-14

NTP Design: Capital Improvement Program (CIP)

Project #	Project Name	Date
10363836	1st St ES - Seismic Modernization	19-Feb-14
10363839	Venice HS - Seismic Modernization	7-Mar-14

DSA Approval: New Construction

Project #	Project Name	Date
N/A		

DSA Approval: Repair & Modernization

Project #	School Name	Project Description	Date
-----------	-------------	---------------------	------

DSA Approval: Capital Improvement Program (CIP)

Project #	Project Name	Date
10004352	Central Region ES #14 - Photovoltaic Installation	15-Mar-14

NTP Construction: New Construction

Project #	Project Name	Date
N/A		

**NTP Construction: Repair & Modernization**

Project #	School Name	Project Description	Date
10103103	Wilmington Park EEC	Mitigate Lead in Water	17-Feb-14
10005036	Grant EEC	Grant EEC - Safety Upgrades and Improvements	18-Feb-14
10005054	Murchison EEC	Murchison EEC - Safety Upgrades and Improvements	19-Feb-14
10107688	Pomelo ES	Mitigate Lead in Water	20-Feb-14
10107687	El Oro ES	Mitigate Lead in Water	21-Feb-14
10005053	Monte Vista EEC	Monte Vista EEC - Safety Upgrades and Improvements	21-Feb-14
10107686	Chase ES	Mitigate Lead in Water	26-Feb-14
10107685	Kester ES	Mitigate Lead in Water	1-Mar-14
10005055	Noble EEC	Noble EEC - Safety Upgrades and Improvements	1-Mar-14
10365189	Compton ES	Paint Interior Campus	4-Mar-14
10005049	Marvin EEC	Marvin EEC - Safety Upgrades and Improvements	4-Mar-14
10365101	Primary Academy PC	Provide Upgrades To Campus New Marquee	4-Mar-14

NTP Construction: Capital Improvement Program (CIP)

Project #	Project Name	Date
10364034	Hamilton HS - IT Network Upgrade	17-Feb-14
10364027	Crenshaw HS - IT Network Upgrade	20-Feb-14
10364031	El Camino Real HS - IT Network Upgrade	21-Feb-14
10364059	Peary MS - IT Network Upgrade	25-Feb-14
10364084	Wright MS - IT Network Upgrade	28-Feb-14
10364085	Young Continuation HS - IT Network Upgrade	28-Feb-14
10363874	Alexandria ES - IT Network Upgrade	7-Mar-14
10363932	Del Olmo ES - IT Network Upgrade	7-Mar-14
10363931	Ford ES - IT Network Upgrade	7-Mar-14
10363949	Harvard ES - IT Network Upgrade	7-Mar-14
10363960	Kennedy ES - IT Network Upgrade	7-Mar-14
10363970	Marianna ES - IT Network Upgrade	7-Mar-14
10003968	Castlebay ES - Multipurpose Room Renovation	10-Mar-14



Substantial Completion: New Construction

Project #	Project Name	Date
-----------	--------------	------

Substantial Completion: Repair & Modernization

Project #	School Name	Project Description	Date
10229921	Balboa Gifted/High Ability Magnet ES	NAC Classroom & Equipment	20-Feb-14
10229924	Gault ES	NAC Classroom & Equipment	20-Feb-14
10105976	Raymond ES	Classroom Furniture	25-Feb-14
10365140	Huntington Park HS	Replace Gymnasium Floor Joists and Associated Asbestos Abatement Of Crawl Space	3-Mar-14
10101677	Van Nuys HS	Small Learning Communities - Phase II	10-Mar-14
10100815	Carson ES	Provide Secure Entrance	11-Mar-14
10102212	Towne ES	Exterior Painting & Refinish	12-Mar-14

Substantial Completion: Capital Improvement Program (CIP)

Project #	Project Name	Date
10364045	Lowman Special Education Center - IT Network Upgrade	25-Feb-14
10364042	Lokrantz Special Education Center - IT Network Upgrade	26-Feb-14
10364072	Sylmar ES - IT Network Upgrade	27-Feb-14
10003612	Garfield HS Renovation	28-Feb-14
10364018	Blythe ES - IT Network Upgrade	5-Mar-14
10364044	Lorne ES - IT Network Upgrade	8-Mar-14

DSA Certification: New Construction

Project #	Project Name	Date
10002793	South Region ES #9	20-Feb-14
10002791	Central Region MacArthur Park ES Addition	7-Mar-14
10001305	Valley Region Span K-8 #1	13-Mar-14

**DSA Certification: Repair & Modernization**

Project #	School Name	Project Description	Date
10100123	Coldwater Canyon ES	Provide New Modular Building	18-Feb-14
10103921	Corona ES	50% Of Modernization Project	18-Feb-14
10104341	Madison MS	Replace Fire Alarm System	25-Feb-14
10106461	Madison MS	33/55 Clsrms, Safety & Tech.	25-Feb-14
10101025	Carson HS	Conversion of Classroom to Flexible Science Lab in Room K4	27-Feb-14
10100291	Grant HS	Fire Alarm System	27-Feb-14
10106520	Grant HS	113 Clsrms, Safety & Tech.	27-Feb-14
10104345	North Hollywood HS	Fire Alarm	3-Mar-14
10105264	97th St. EEC	New Shade Shelters (2)	4-Mar-14
10103826	Hamilton HS	Floor/Equipment/Scoreboard	4-Mar-14
10100724	Glen Alta ES	Fire Alarm System	6-Mar-14
10106079	Burton ES	27 Clsrms, Saftey & Tech.	7-Mar-14
10104956	Burton ES	SME 3C Fire Alarm	7-Mar-14
10100025	San Fernando HS	Replace Folding Bleachers	7-Mar-14
10105301	San Fernando HS	Replace Interior Bleachers and ADA	7-Mar-14
10106221	Hubbard ES	32/47 Clsrms, Saftey & Tech.	11-Mar-14
10105314	Hubbard ES	SME 3C Fire Alarm	11-Mar-14
10100726	Hamasaki ES	Fire Alarm System	14-Mar-14

DSA Certification: Capital Improvement Program (CIP)

Project #	Project Name	Date
10003849	South East HS - Photovoltaic Installation	4-Mar-14
10003851	Southeast MS - Photovoltaic Installation	4-Mar-14



NEW CONSTRUCTION CHANGE ORDER RATES

PROJECTS COMPLETED PRIOR TO 2013

Total Number of Projects Completed Prior to 2013		Seats	Original Contract Amount	Final Contract Amount	Total Change Order %	User Change Order %
Renovation	4 Projects	1,841	\$71,185,500	\$90,037,132	26.48%	2.69%
All Other Projects	290 Projects	149,219	\$5,096,537,843	\$5,438,666,303	6.71%	0.73%
Total	294 Projects	151,060	\$5,167,723,343	\$5,528,703,435	6.99%	0.76%

PROJECTS COMPLETED FROM 2013 FORWARD

Project Name	Seats	Date Complete	Original Contract Amount	Final Contract Amount	Total Change Order %	User Change Order %
Central Region ES #20	800	2013-Q2	\$41,006,364	\$43,231,019	5.43%	0.52%
Total	1 Projects		\$41,006,364	\$43,231,019	5.43%	0.52%

GRAND TOTAL

Summary Totals		Seats	Original Contract Amount	Final Contract Amount	Total Change Order %	User Change Order %
Renovation	4 Projects	1,841	\$71,185,500	\$90,037,132	26.48%	2.69%
All Other Projects	291 Projects	150,019	\$5,137,544,207	\$5,481,897,322	6.70%	0.73%
Grand Total	295 Projects	151,860	\$5,208,729,707	\$5,571,934,454	6.97%	0.76%



REPAIR & MODERNIZATION CHANGE ORDER RATES

FORMAL CONTRACTS COMPLETED PRIOR TO 2013

	Original Contract Amount	Final Contract Amount	Total Change Order %	User Change Order %
Total	\$2,464,841,653	\$2,743,116,398	11.29%	1.83%

FORMAL CONTRACTS COMPLETED FROM 2013 FORWARD

School Name	Project Description	Date Complete	Original Contract Amount	Final Contract Amount	Total Change Order %	User Change Order %
Belmont HS	Small Learning Communities - Phase II	Q1-2013	\$425,143	\$454,635	6.94%	0.00%
Calvert ES	Path Of Travel	Q1-2013	\$114,590	\$120,050	4.76%	0.00%
Edison MS	Air Conditioning for Gym and Auditorium	Q1-2013	\$658,000	\$747,671	13.63%	0.00%
Ellen Ochoa LC	17250 ADA Work	Q1-2013	\$201,279	\$200,418	-0.43%	0.00%
Foshay LC	Auditorium Renovation	Q1-2013	\$5,460,000	\$6,062,219	11.03%	0.00%
Gage MS	Relocate/Expand the Existing Northeast Community School-Based Clinic	Q1-2013	\$1,343,895	\$1,398,453	4.06%	0.00%
Garfield HS	Small Learning Communities Facilities Upgrades - ADA, Outdoor Spaces, Visual Identity	Q1-2013	\$528,000	\$528,000	0.00%	0.00%
Hollywood HS / CAS	Fire Alarm	Q1-2013	\$1,365,000	\$2,564,978	87.91%	0.00%
Kennedy-San Fernando CAS	Fire Alarm System	Q1-2013	\$201,000	\$209,519	4.24%	0.00%
Lorena ES	Provide Sanitary Building	Q1-2013	\$893,609	\$893,609	0.00%	0.00%
Manual Arts HS	Joint Use School-Based Clinic	Q1-2013	\$1,609,000	\$1,904,923	18.39%	0.00%
Monroe HS	Replace A/C Units, Administration & Library	Q1-2013	\$869,000	\$941,973	8.40%	0.00%
University HS	Renovation of Shop for Music Rooms	Q1-2013	\$1,173,000	\$1,402,152	19.54%	0.75%
Venice HS*	Air Conditioning - Classrooms & Gym	Q1-2013	\$6,365,000	\$7,166,336	12.59%	0.00%
Washington Preparatory HS / Ellington HS	Fire Alarm System	Q1-2013	\$2,132,000	\$3,341,589	56.73%	0.00%
Bell HS	SLC Modernization Phase 2B	Q2-2013	\$928,000	\$1,153,651	24.32%	0.00%
Bell HS	Exterior/Interior Painting & Refinish	Q2-2013	\$585,000	\$585,000	0.00%	0.00%
Holmes EEC	Fire Alarm System	Q2-2013	\$149,000	\$149,000	0.00%	0.00%
Lassen ES	Provide Food Service Facility	Q2-2013	\$1,343,000	\$1,486,145	10.66%	0.00%
Lowman Special Education Center	Upgrade HVAC	Q2-2013	\$478,900	\$616,859	28.81%	0.00%
Manchester ES	Library Modernization	Q2-2013	\$640,000	\$791,231	23.63%	0.00%



FORMAL CONTRACTS COMPLETED FROM 2013 FORWARD

School Name	Project Description	Date Complete	Original Contract Amount	Final Contract Amount	Total Change Order %	User Change Order %
Reseda HS	Renovate Auditorium Including Lighting, Air Vent, Control Booth & Scene Shop	Q2-2013	\$1,194,000	\$1,746,221	46.25%	0.00%
Sun Valley MS	Gym & Auditorium Air Conditioning Project	Q2-2013	\$1,435,000	\$1,618,578	12.79%	0.00%
Washington Preparatory HS	Small Learning Communities Facilities Upgrades (Phase 2) - ADA, Outdoor Spaces, Visual Identity	Q2-2013	\$1,030,000	\$1,347,413	30.82%	0.00%
Westchester HS	Replace Bleachers	Q2-2013	\$956,500	\$1,480,896	54.82%	0.47%
68th St. ES	New Assembly/Food Service Building	Q3-2013	\$2,828,000	\$2,922,751	3.35%	0.23%
Belvedere MS	Upgrade Fire Alarm & Comply with Associated State Requirements	Q3-2013	\$1,049,000	\$1,389,484	32.46%	0.00%
Bertrand ES	New Faculty Parking	Q3-2013	\$83,401	\$83,401	0.00%	0.00%
Cabrillo EEC	Shade Shelter - Path of Travel Access	Q3-2013	\$84,315	\$97,202	15.28%	0.00%
Cleveland HS	Small Learning Communities Facilities Upgrades - Academy Offices, Outdoor Spaces, Visual Identity	Q3-2013	\$1,445,000	\$1,459,694	1.02%	0.00%
Crenshaw SH	Small Learning Community	Q3-2013	\$157,600	\$160,783	2.02%	0.00%
Eagle Rock HS	Small Learning Communities Facilities Upgrades (Phase 2) - ADA, Outdoor Spaces, Visual Identity	Q3-2013	\$1,197,000	\$1,466,079	22.48%	0.00%
Hawaiian EEC	Shade Shelter / ADA	Q3-2013	\$87,670	\$97,087	10.74%	0.00%
Hollywood HS	Auditorium Renovations	Q3-2013	\$1,947,000	\$2,341,268	20.25%	3.72%
Hollywood HS	Culinary Arts Facilities Upgrade	Q3-2013	\$917,800	\$1,170,356	27.52%	0.00%
Hoover St ES	Fire Alarm	Q3-2013	\$215,950	\$215,950	0.00%	0.00%
Huntington Park HS	Small Learning Community Phase II	Q3-2013	\$721,000	\$795,668	10.36%	0.00%
Logan EEC	Modernization	Q3-2013	\$547,050	\$846,821	54.80%	0.00%
North Hollywood HS	Office Modernization	Q3-2013	\$1,472,000	\$1,637,991	11.28%	0.00%
Park Western EEC	Shade Shelter / ADA	Q3-2013	\$44,990	\$47,369	5.29%	0.00%
Polytechnic HS	Kitchen Hood and Ansul System	Q3-2013	\$136,300	\$148,049	8.62%	0.00%
San Julian Bus Garage	New Bus Maintenance Facilities	Q3-2013	\$2,962,089	\$2,992,496	1.03%	0.00%
San Pedro HS	Baseball Field Upgrade	Q3-2013	\$579,000	\$594,617	2.70%	0.00%
Canoga Park HS	Integrated Graphics	Q4-2013	\$1,428,400	\$1,979,060	38.55%	0.37%
Dorris Place ES	Community Park - Greening / Resurfacing	Q4-2013	\$323,000	\$359,100	11.18%	0.00%
Eagle Rock HS	Renovate Auditorium	Q4-2013	\$1,737,750	\$3,237,271	86.29%	0.00%



FORMAL CONTRACTS COMPLETED FROM 2013 FORWARD

School Name	Project Description	Date Complete	Original Contract Amount	Final Contract Amount	Total Change Order %	User Change Order %
East L.A. Skills Center	Fire Alarm	Q4-2013	\$760,000	\$788,698	3.78%	0.00%
Edward R. Roybal LC	Emergency Operation Center Building	Q4-2013	\$4,593,572	\$5,520,140	20.17%	3.46%
Emerson MS	Air Conditioning - Admin Classrm and Auditorium	Q4-2013	\$3,039,000	\$3,779,490	24.37%	8.08%
Franklin HS	Renovate Auditorium	Q4-2013	\$2,365,125	\$4,259,205	80.08%	0.00%
Mid-City Adult Basic Ed Center	Fire Alarm	Q4-2013	\$176,495	\$176,495	0.00%	0.00%
Miramonte ES	Air Conditioning - Auditorium	Q4-2013	\$349,000	\$426,797	22.29%	0.00%
Nightingale MS	HVAC and Kitchen Hoods Upgrades	Q4-2013	\$1,200,000	\$1,170,841	-2.43%	0.00%
Roosevelt HS	Small Learning Communities Phase II	Q4-2013	\$1,387,000	\$1,565,987	12.90%	0.00%
San Fernando HS	New Fire Sprinklers	Q4-2013	\$297,040	\$338,026	13.80%	0.00%
South Park ES	New Assembly / Food Service Building	Q4-2013	\$4,593,648	\$5,055,499	10.05%	0.00%
Sylmar HS	New Fire Sprinklers	Q4-2013	\$334,960	\$393,693	17.53%	0.00%
Taft HS	Small Learning Communities - Phase I	Q4-2013	\$930,000	\$1,107,484	19.08%	0.00%
Van Nuys MS	Classroom Modification	Q4-2013	\$620,000	\$649,561	4.77%	0.00%
112th St. ES	Fire Alarm System	Q1-2014	\$295,000	\$276,657	-6.22%	0.00%
Banning HS	Non Air Conditioned Space - Phase 1B	Q1-2014	\$387,000	\$440,869	13.92%	0.00%
Cheremoya ES	Air Conditioning - Auditorium	Q1-2014	\$222,000	\$241,580	8.82%	0.00%
Garfield HS	Replace Main Building / Auditorium	Q1-2014	\$41,500,000	\$49,543,440	19.38%	0.00%
Los Angeles HS	Fire Alarm	Q1-2014	\$40,000	\$54,041	35.10%	0.00%
North Valley Occupational Center	Fire Alarm	Q1-2014	\$929,000	\$929,000	0.00%	0.00%
South Gate HS	Small Learning Community - Phase II	Q1-2014	\$1,146,522	\$1,292,542	12.74%	0.00%
Total			\$117,207,593	\$140,964,062	20.27%	0.43%

*Due to technical issues encountered during construction, scope had to be removed from the Venice HS Air Conditioning contract for redesign. The full project scope is expected to be complete by mid-2015.



GRAND TOTAL

Summary Totals	Original Contract Amount	Final Contract Amount	Total Change Order %	User Change Order %
Formal Contracts Completed Prior to 2013	\$2,464,841,653	\$2,743,116,398	11.29%	1.83%
Formal Contracts Completed from 2013 Forward	\$117,207,593	\$140,964,062	20.27%	0.43%
Grand Total	\$2,582,049,246	\$2,884,080,460	11.70%	1.77%



REPAIR & MODERNIZATION CHANGE ORDER RATES

GRAND TOTAL BY PROJECT TYPE

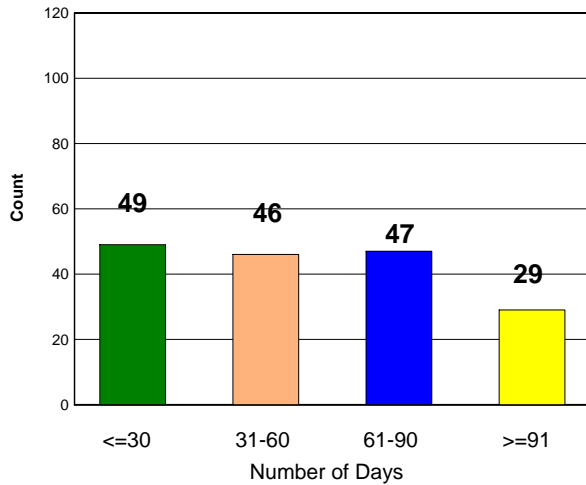
Project Type	Original Contract Amount	Final Contract Amount	Total Change Order %	User Change Order %
Adult & Career Education	\$30,445,000	\$34,100,403	12.01%	0.95%
Air Conditioning	\$279,663,979	\$324,463,486	16.02%	6.32%
Asbestos Abatement	\$23,785,783	\$23,783,102	-0.01%	1.81%
Athletic Facilities	\$60,538,781	\$71,269,789	17.73%	2.11%
Auditorium Renovations	\$16,391,914	\$21,911,030	33.67%	1.41%
Classroom Lighting	\$11,854,619	\$11,766,600	-0.74%	0.00%
Concrete Paving	\$6,303,573	\$6,097,873	-3.26%	0.07%
DSA Access Compliance	\$21,935,465	\$25,470,120	16.11%	0.72%
DSA Fire Alarm	\$307,884,831	\$365,967,107	18.86%	0.47%
Electrical / M&O Fire Alarm	\$12,329,143	\$13,548,590	9.89%	0.76%
Elevator Systems	\$8,085,523	\$8,488,833	4.99%	0.84%
Exterior Painting	\$45,200,309	\$48,134,811	6.49%	4.56%
Floor Coverings	\$48,872,505	\$50,406,337	3.14%	0.43%
Food Services Modernization	\$53,972,368	\$60,060,782	11.28%	0.62%
Hazard Mitigation	\$58,845,477	\$60,197,086	2.30%	1.17%
HVAC	\$77,026,258	\$86,056,943	11.72%	0.43%
Interior Painting	\$35,746,570	\$36,479,641	2.05%	0.38%
Joint-Use Athletic Field/Outdoor Facility	\$14,122,284	\$16,548,586	17.18%	0.76%
Library Renovation	\$7,550,263	\$9,043,614	19.78%	0.21%
Lockers	\$2,307,893	\$2,437,711	5.62%	3.27%
Lunch Shelters	\$18,546,927	\$20,335,357	9.64%	0.95%
Modernizations	\$244,806,820	\$288,454,795	17.83%	1.12%
New / Upgrade Library (Core)	\$4,338,500	\$4,841,423	11.59%	0.00%
New Building "Existing Facilities"	\$30,468,756	\$36,271,194	19.04%	0.75%
Paving / Greening / Equipment	\$169,506,523	\$185,007,156	9.14%	1.90%
Plumbing / Irrigation	\$62,778,588	\$65,340,613	4.08%	1.09%
Portables	\$27,610,142	\$30,336,844	9.88%	0.54%
Qualified Zone Academy Bonds (QZAB)	\$18,419,510	\$21,753,903	18.10%	2.23%
Roofing	\$62,145,507	\$63,705,222	2.51%	0.32%
Safety & Technology	\$592,067,781	\$635,385,836	7.32%	1.37%
Security System / CCTV	\$2,446,900	\$2,800,565	14.45%	0.00%
Seismic Retrofit	\$98,182,704	\$111,669,537	13.74%	3.02%
Sheet Metal / Fencing	\$25,246,916	\$26,006,997	3.01%	0.55%
Small Learning Communities	\$33,961,655	\$39,748,776	17.04%	0.64%
Wall Systems	\$20,132,073	\$21,234,887	5.48%	1.85%
Year-Round Air Conditioning Auditorium	\$17,310,277	\$18,935,353	9.39%	0.45%
Year-Round Air Conditioning Gym	\$31,217,129	\$36,019,561	15.38%	0.85%
Total	\$2,582,049,246	\$2,884,080,460	11.70%	1.77%



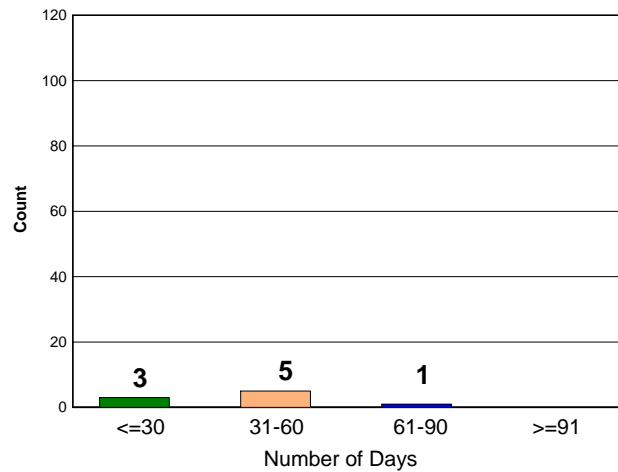
CHANGE ORDER PROCESSING TIME

New Construction

Open Change Orders



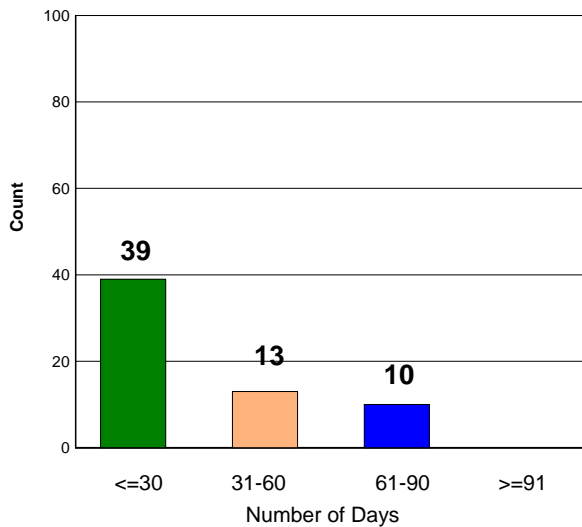
Approved During Month of February 2014



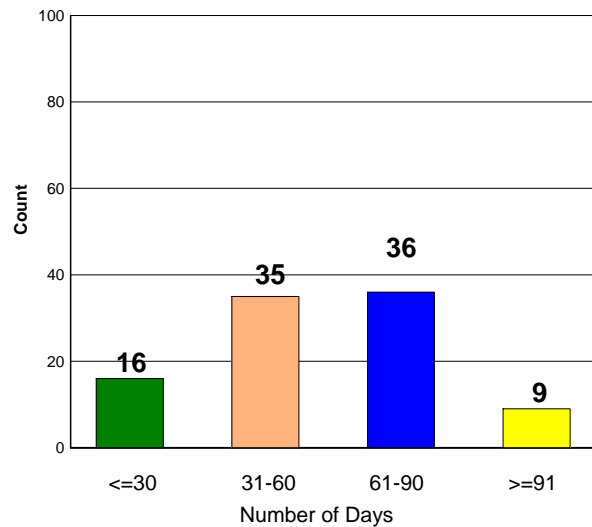
NC Total Approved in February 2014: **9**
Average Number of Days: **35**

Repair & Modernization

Open Change Orders



Approved During Month of February 2014



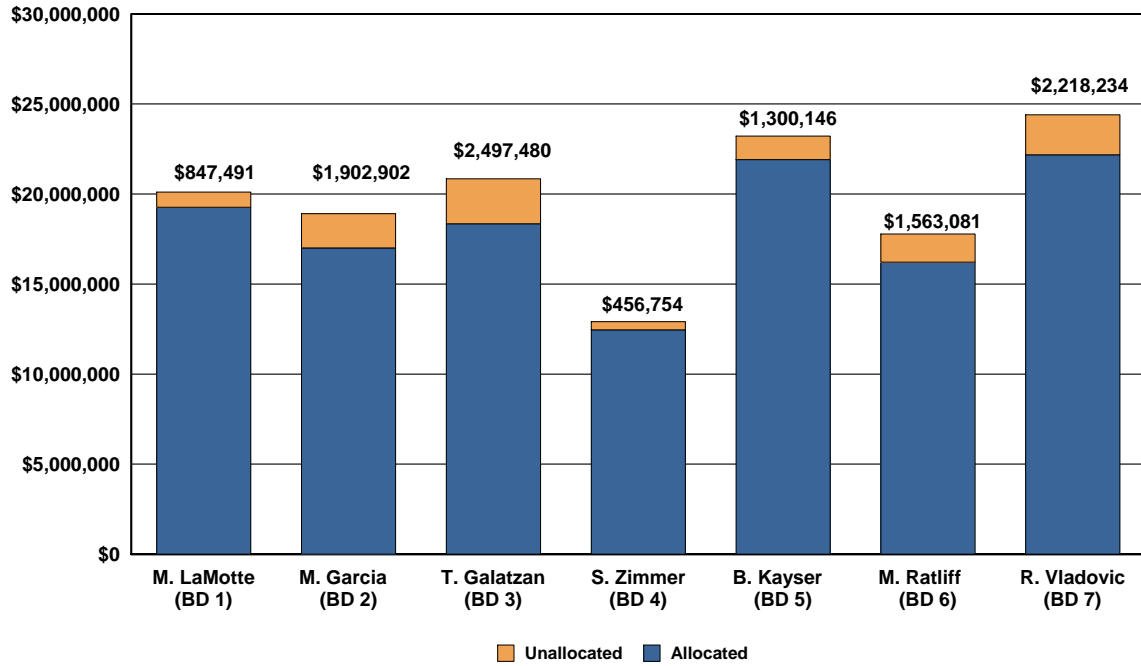
EF Total Approved in February 2014: **96**
Average Number of Days: **57**

Data for Open Change Orders as of April 4, 2014

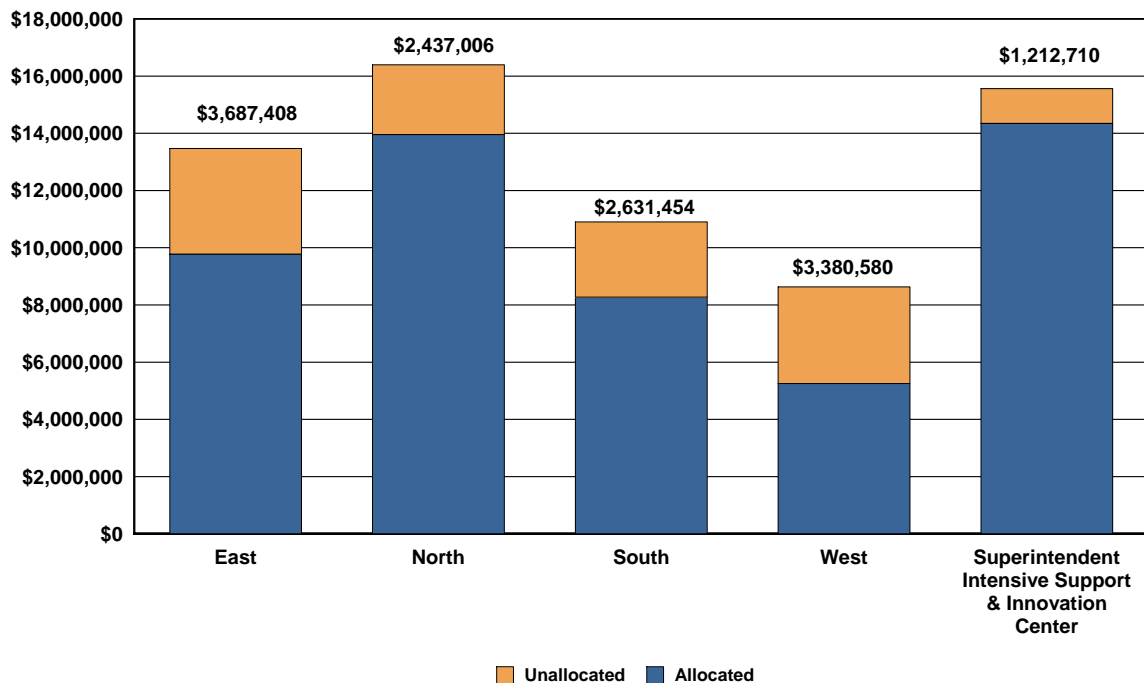


UNALLOCATED BOND FUNDS

BOARD MEMBER DISCRETIONARY BOND FUNDS



EDUCATIONAL SERVICE CENTER ALTERATIONS & IMPROVEMENTS BOND FUNDS



Unallocated Bond Funds as of July 1, 2013

**FEDERAL STIMULUS BOND STATUS (BAB AND QSCB)**

Local Bond Measure	Bond Type	Amount Issued*	Expenditures as of 3/15/14	% Expended	Remaining to Spend
Measure K	Build America Bonds	\$199,898,054	\$160,291,151	80.19%	\$39,606,903
Measure R	Build America Bonds	\$840,218,663	\$790,154,248	94.04%	\$50,064,416
Measure Y	Build America Bonds	\$1,579,005,124	\$1,241,658,840	78.64%	\$337,346,284
Measure Y	Qualified School Construction Bond	\$608,594,112	\$608,594,112	100.00%	\$0
		\$3,227,715,953	\$2,800,698,350	86.77%	\$427,017,603

*net cost of issuance

Between October 2009 and May 2010, LAUSD sold more than \$4 billion of Measure K, Measure R and Measure Y General Obligation Bonds (GO Bonds) in an effort to ensure the District could complete the current bond program as planned.

The GO Bonds included traditional tax exempt bonds as well as Build America Bonds (BABs) and Qualified School Construction Bonds (QSCBs). BABs are taxable municipal bonds that require the Federal government to pay State or local government issuers a payment equal to 35% of the interest payments on those bonds, which lowers the issuer's cost of borrowing. QSCBs provide Federal tax credits for bondholders in lieu of interest in order to reduce an issuer's cost of borrowing and must be spent within three years of issuance.

The table above shows the amount of BABs and QSCBs issued by LAUSD, how much has been spent and how much is remaining to spend.

**BOARD OF EDUCATION ACTIONS****RECENT BOARD ACTIONS**

Report #	Action Item	BOC Date	Board Date
276-13/14	Amendment to the Facilities Services Division Strategic Execution Plan to Define and Approve Eighteen Alteration and Improvement (A&I) and Board Member Priority (BMP) Projects	27-Feb-14	4-Mar-14
277-13/14	Amendment to the Facilities Services Division Strategic Execution Plan to Define and Approve Five Projects to Address Critical School Repair Needs	27-Feb-14	4-Mar-14
329-13/14	Amendment to the Facilities Services Division Strategic Execution Plan to Define and Approve the Mandarin and English Dual-Language Immersion Program Expansion Project	27-Mar-14	8-Apr-14
333-13/14	Amendment to the Facilities Services Division Strategic Execution Plan to Define and Approve a Board District 3 Capital Improvement Program Priority Project at Mulholland Middle School to Create a Robotics Lab	27-Mar-14	8-Apr-14
335-13/14	Amendment to the Facilities Services Division Strategic Execution Plan to Define and Approve Board District 3 Capital Improvement Program Priority Project at Pomelo Community Charter School to Create Secondary Pedestrian Access	27-Mar-14	8-Apr-14
337-13/14	Amendment to the Facilities Services Division Strategic Execution Plan to Define and Approve Three Projects to Address Critical School Repair Needs	27-Mar-14	8-Apr-14
340-13/14	Amendment to the Facilities Services Division Strategic Execution Plan to Define and Approve 10 Board Member Priority and Alteration and Improvement Projects	27-Mar-14	8-Apr-14
343-13/14	Amendment to the Facilities Services Division Strategic Execution Plan to Define and Approve the Network Infrastructure and Equipment Upgrade Project at Helen Bernstein High School	27-Mar-14	8-Apr-14