



FACILITIES SERVICES DIVISION

Consolidated Monthly Program Status Report

Prepared for
Bond Oversight Committee
August 2015

Data Through July 15, 2015



Consolidated Monthly Program Status Report

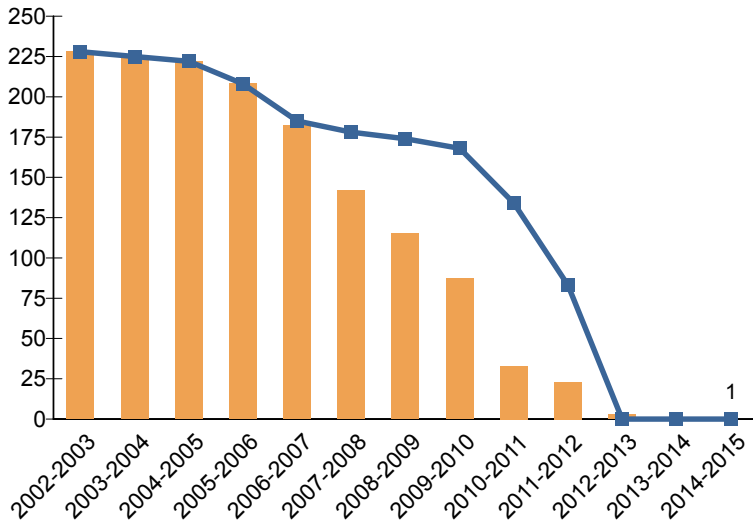
TABLE OF CONTENTS

| | |
|--|----|
| Program Goals | 1 |
| Key Deliverables | 2 |
| Monthly Progress | 5 |
| Monthly Progress - Managed Program Glossary | 10 |
| New Construction Change Order Rates | 11 |
| Repair & Modernization Change Order Rates | 12 |
| Change Order Processing Time | 15 |
| Board Member & Educational Service Center Priority Funds | 16 |
| Federal Stimulus Bond Status (BAB and QSCB) | 17 |
| Board of Education Actions | 18 |

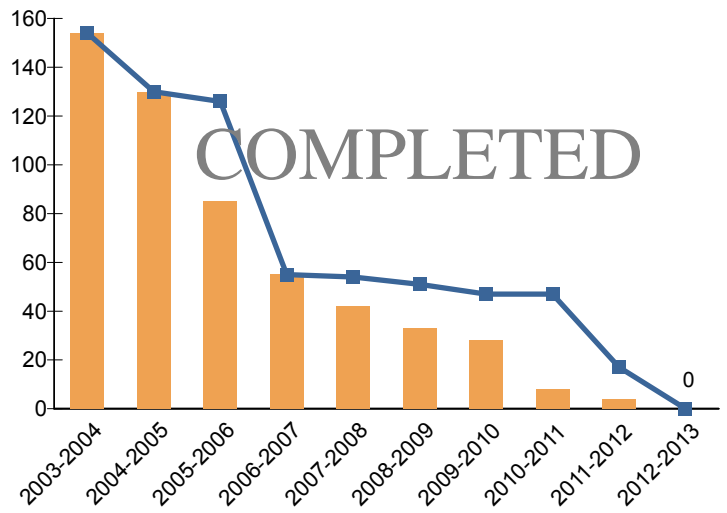


PROGRAM GOALS

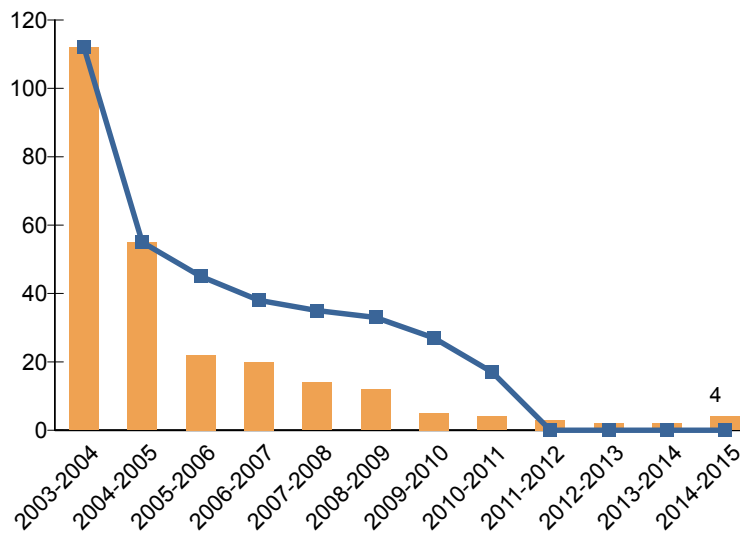
Schools on Multi-Track Calendar



Schools on Concept 6 Calendar



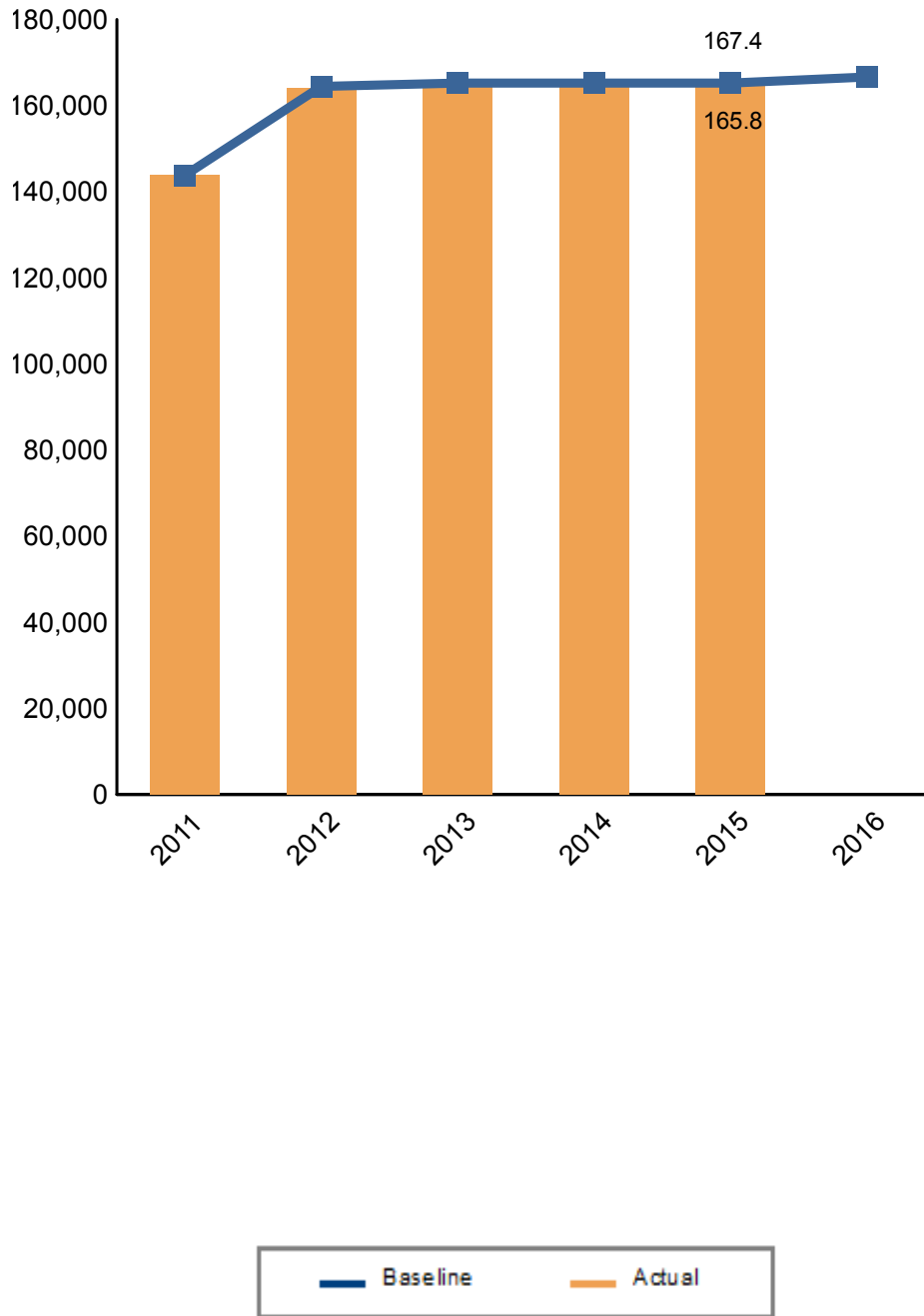
Schools with Involuntary Busing





KEY DELIVERABLES

New Seat Delivery

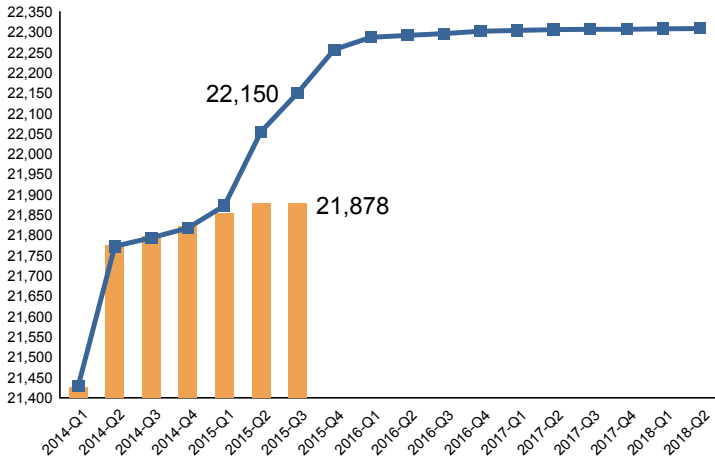


New Seat Delivery chart above includes only new construction K-12 projects. Actual data is adjusted at School Occupancy. Baseline is the 2014 Facilities Services Division Strategic Execution Plan

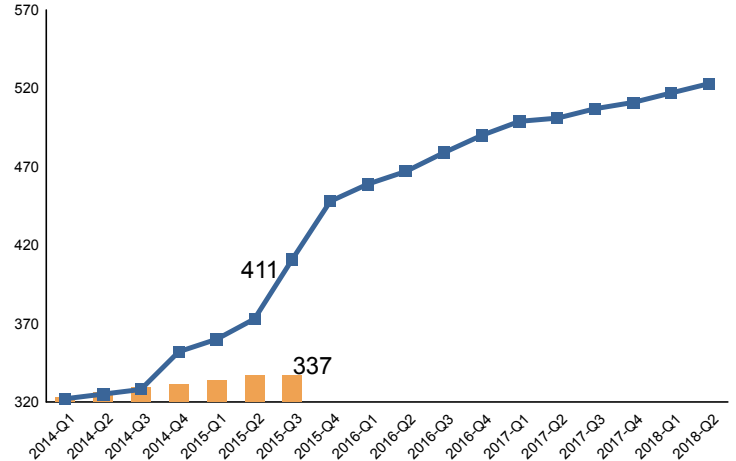


KEY DELIVERABLES

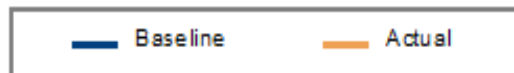
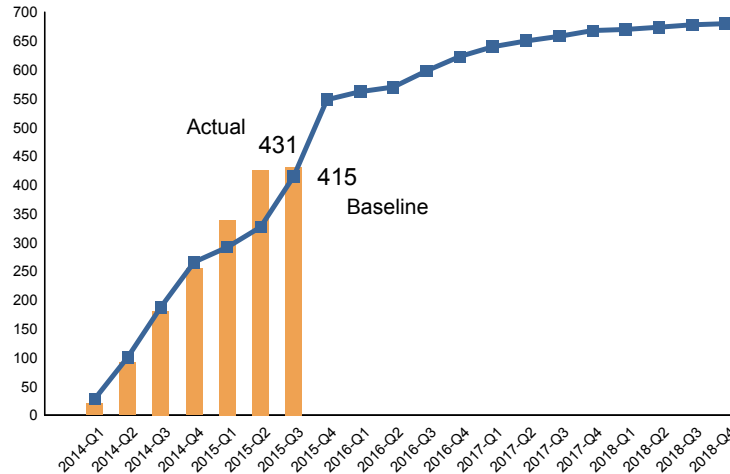
Legacy Repair & Modernization



Capital Improvement Program



School Upgrade Program

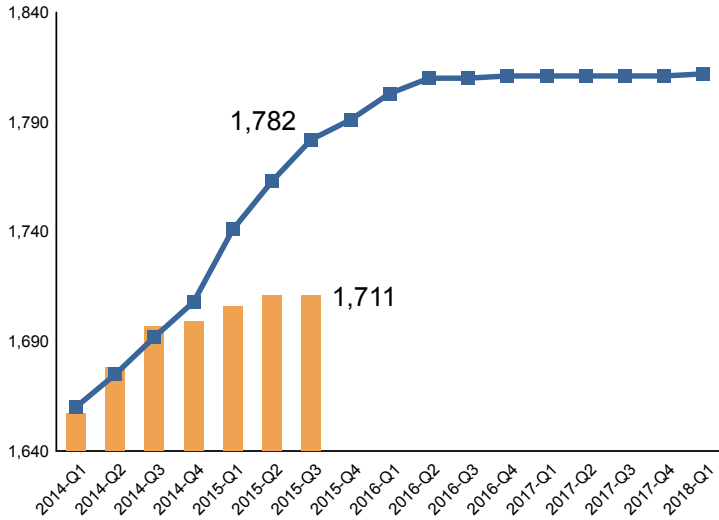


Actual data in the charts above is adjusted at Substantial Completion.
 Baseline is the 2014 Facilities Services Division Strategic Execution Plan as amended by Board of Education actions to date.

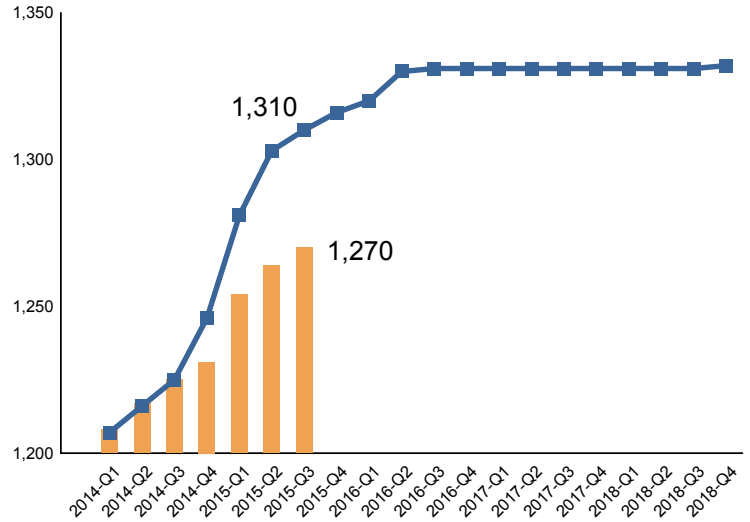


KEY DELIVERABLES

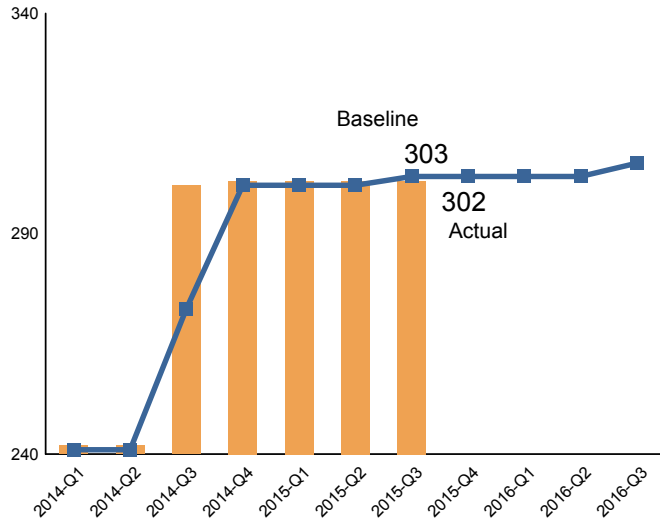
Board Member/Education Service Center Priority



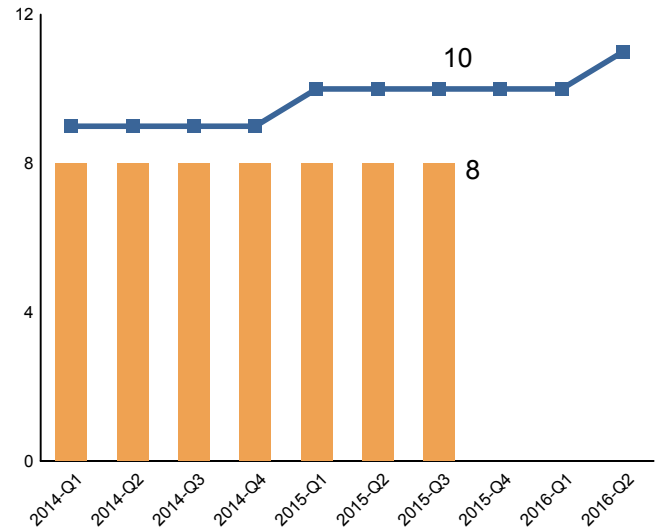
Early Childhood Education



Charter School Projects



Adult and Career Education



Actual data in the charts above is adjusted at Substantial Completion.
 Baseline is the 2014 Facilities Services Division Strategic Execution Plan as amended by Board of Education actions to date.



MONTHLY PROGRESS

NTP Design

| Project # | Managed Program | Project Name | Date |
|------------------|------------------------|--|-------------|
| 10366470 | SUP | Alta Loma ES - Restroom Renovations | 16-Jun-15 |
| 10366713 | SUP | 93rd St. ES - Food Services Upgrade | 24-Jun-15 |
| 10366709 | SUP | LACES - Failing Dehumidification Unit | 29-Jun-15 |
| 10366943 | SUP | Liechty MS - Address Deteriorated Synthetic Turf Field | 9-Jul-15 |
| 10366708 | SUP | Harrison ES - Failing Retaining Wall | 13-Jul-15 |
| 10366871 | SUP | Colfax Charter ES - Classroom Addition Project | 14-Jul-15 |
| 10366830 | SUP | Pio Pico MS - HVAC | 14-Jul-15 |
| 10366707 | SUP | 10th St ES - Address HVAC | 15-Jul-15 |

DSA Approval

| Project # | Managed Program | Project Name | Date |
|------------------|------------------------|--|-------------|
| 10366316 | SUP | El Camino Real HS - Ceiling System Improvement | 17-Jun-15 |

**NTP Construction**

| Project # | Managed Program | Project Name/Description | Date |
|------------------|------------------------|---|-------------|
| 10367015 | PMP | Bushnell Way ES-Removal of 1 DOH Bldg. | 16-Jun-15 |
| 10105896 | FA | Wilmington MS - Compliance with State & Federal Access Requirements | 16-Jun-15 |
| 10366046 | SUP | Huntington Park HS - IT Network Upgrade | 17-Jun-15 |
| 10366054 | SUP | Kingsley ES - IT Network Upgrade | 17-Jun-15 |
| 10363963 | SUP | Lankershim ES - IT Network Upgrade | 17-Jun-15 |
| 10363981 | SUP | Oxnard ES - IT Network Upgrade | 17-Jun-15 |
| 10105876 | FA | Norwood ES - Compliance with State & Federal Access Requirements | 17-Jun-15 |
| 10363881 | SUP | Atwater ES - IT Network Upgrade | 18-Jun-15 |
| 10363921 | SUP | El Sereno ES - IT Network Upgrade | 18-Jun-15 |
| 10365707 | SUP | Herrick ES - Replace Playground Matting | 18-Jun-15 |
| 10363974 | SUP | Micheltorena ES - IT Network Upgrade | 18-Jun-15 |
| 10367017 | MCD | Annandale ES-Restroom Upgrades | 20-Jun-15 |
| 10005005 | ECE | 28th St. EEC - Safety Upgrades and Improvements | 24-Jun-15 |
| 10105071 | SLC | Canoga Park HS - Facilities Upgrades - Academy Offices, Outdoor Spaces, Visual Identity | 24-Jun-15 |
| 10366456 | SUP | Pinewood ES - Floor Repairs | 25-Jun-15 |
| 10364065 | SUP | Ritter ES - IT Network Upgrade | 25-Jun-15 |
| 10367019 | MCD | Willenberg Sp Ed-Restroom Upgrades | 29-Jun-15 |
| 10105886 | FA | Edison MS - Compliance with State & Federal Access Requirements | 29-Jun-15 |
| 10366837 | ESC | San Fernando HS - Wrought Iron Fencing | 1-Jul-15 |
| 10363867 | SUP | 92nd St. ES - IT Network Upgrade | 1-Jul-15 |
| 10366777 | SUP | Van Deene ES - SEEDS | 1-Jul-15 |
| 10105891 | FA | 96th St. ES - Compliance with State & Federal Access Requirements | 1-Jul-15 |
| 10366770 | PMP | North Valley Occ Ctr-Removal/Sale 3 Portables | 6-Jul-15 |
| 10366563 | PMP | Olive Vista MS-Removal/Relocation of 5 Portables | 6-Jul-15 |
| 10366771 | PMP | Olive Vista MS-Remove/Sale 8 Portable Classroom Bldgs. | 6-Jul-15 |
| 10105881 | FA | Griffith-Joyner ES - Compliance with State & Federal Access Requirements | 10-Jul-15 |
| 10366633 | ESC | Brentwood ES - Electronic Camera Door Entry System Main Entrance | 13-Jul-15 |
| 10365158 | BMP | Blend Special ED ES - Repair Roof of Lunch Shelter | 15-Jul-15 |
| 10366751 | CIPR | Alta Loma ES - Upgrade Parent & Family Center | 15-Jul-15 |

**Substantial Completion**

| Project # | Managed Program | Project Name/Description | Date |
|------------------|------------------------|---|-------------|
| 10366723 | BMP | San Pedro HS - Install New Lockers & Partition Walls | 16-Jun-15 |
| 10366720 | ESC | University HS - Install New Lighting in Parking Lots | 16-Jun-15 |
| 10366007 | SUP | Berendo MS - IT Network Upgrade | 16-Jun-15 |
| 10366601 | SUP | Community Elementary Magnet Charter School - SEEDS | 16-Jun-15 |
| 10366030 | SUP | Escutia PC - IT Network Upgrade | 16-Jun-15 |
| 10104134 | FA | Bell HS - Repairs for Compliance with State & Federal Access Requirements | 16-Jun-15 |
| 10005063 | ECE | Roberti EEC - Safety Upgrades and Improvements | 17-Jun-15 |
| 10366820 | MCD | Haddon ES-ADA Repairs | 19-Jun-15 |
| 10363957 | SUP | Hoover ES - IT Network Upgrade | 19-Jun-15 |
| 10366070 | SUP | Montague Charter Academy - IT Network Upgrade | 20-Jun-15 |
| 10365180 | BMP | Broad ES - Provide New Plants | 21-Jun-15 |
| 10107361 | JTU | University HS - Track & Field Improvement | 22-Jun-15 |
| 10365997 | SUP | Aragon ES - IT Network Upgrade | 22-Jun-15 |
| 10366082 | SUP | Pacoima MS - IT Network Upgrade | 22-Jun-15 |
| 10366647 | ESC | Sun Valley MS - New Classroom Security Doors | 23-Jun-15 |
| 10363899 | SUP | Garza PC - IT Network Upgrade | 23-Jun-15 |
| 10363963 | SUP | Lankershim ES - IT Network Upgrade | 23-Jun-15 |
| 10366118 | SUP | Wilmington MS - IT Network Upgrade | 23-Jun-15 |
| 10005055 | ECE | Noble EEC - Safety Upgrades and Improvements | 24-Jun-15 |
| 10105897 | FA | Hobart ES - Compliance with State & Federal Access Requirements | 24-Jun-15 |
| 10365707 | SUP | Herrick ES - Replace Playground Matting | 24-Jun-15 |
| 10366093 | SUP | Roybal Learning Center - IT Network Upgrade | 24-Jun-15 |
| 10004352 | CIPR | Central Region ES #14 - Photovoltaic Installation | 25-Jun-15 |
| 10366064 | SUP | Maclay MS - IT Network Upgrade | 25-Jun-15 |
| 10366642 | BMP | Angelou CHS - Fiberglass Shade Umbrellas on Lunch Tables | 26-Jun-15 |
| 10363872 | SUP | Albion ES - IT Network Upgrade | 26-Jun-15 |
| 10104046 | B_B | 52nd St. ES - Modernization in West Classroom Building | 26-Jun-15 |
| 10005070 | ECE | Trinity EEC - Safety Upgrades and Improvements | 29-Jun-15 |
| 10363870 | SUP | 99th St. ES - IT Network Upgrade | 29-Jun-15 |
| 10366018 | SUP | Clay MS - IT Network Upgrade | 29-Jun-15 |
| 10366588 | ESC | Warner ES - Refinish Auditorium Seats | 30-Jun-15 |
| 10365733 | SUP | Paseo del Rey Science Magnet - Replace Playground Matting & Equipment | 30-Jun-15 |
| 10105884 | FA | 1st St. ES - Compliance with State & Federal Access Requirements | 30-Jun-15 |



Substantial Completion

| Project # | Managed Program | Project Name/Description | Date |
|-----------|-----------------|---|-----------|
| 10005042 | ECE | Hooper EEC - Safety Upgrades and Improvements | 1-Jul-15 |
| 10005076 | ECE | Westminster EEC - Safety Upgrades and Improvements | 1-Jul-15 |
| 10363869 | SUP | 96th St. ES - IT Network Upgrade | 1-Jul-15 |
| 10366000 | SUP | Bakewell PC - IT Network Upgrade | 1-Jul-15 |
| 10363944 | SUP | Graham ES - IT Network Upgrade | 1-Jul-15 |
| 10363930 | SUP | Griffith-Joyner ES - IT Network Upgrade | 1-Jul-15 |
| 10366779 | SUP | Marlton Special Education School - SEEDS | 7-Jul-15 |
| 10366003 | SUP | Bellevue PC - IT Network Upgrade | 8-Jul-15 |
| 10005013 | ECE | 97th St. EEC - Safety Upgrades and Improvements | 9-Jul-15 |
| 10005019 | ECE | Cabrillo EEC - Safety Upgrades and Improvements | 9-Jul-15 |
| 10005026 | ECE | Dolores EEC - Safety Upgrades and Improvements | 9-Jul-15 |
| 10005075 | ECE | Mikes EEC - Safety Upgrades and Improvements | 9-Jul-15 |
| 10366014 | SUP | Carver MS - IT Network Upgrade | 10-Jul-15 |
| 10366029 | SUP | Emerson MS - IT Network Upgrade | 10-Jul-15 |
| 10366078 | SUP | Ochoa Learning Center - IT Network Upgrade | 11-Jul-15 |
| 10005015 | ECE | Alexandria EEC - Safety Upgrades and Improvements | 14-Jul-15 |
| 10366635 | ESC | Carthay Center ES - Electronic Camera Door Entry System Main Entrance | 15-Jul-15 |
| 10366045 | SUP | Hope ES - IT Network Upgrade | 15-Jul-15 |

**DSA Certification**

| Project # | Managed Program | Project Name/Description | Date |
|------------------|------------------------|---|-------------|
| 10104070 | M_K | Harrison ES - Ceiling Repair | 22-Jun-15 |
| 10003513 | CIPR | Dorsey HS Redevelopment | 25-Jun-15 |
| 10100122 | M_K | 24th St. ES - Provide Food Service Building | 25-Jun-15 |
| 10101343 | ESC | Panorama HS - New Sanitary Building | 29-Jun-15 |
| 10000728 | 2SEM | Huntington Park New ES #7 | 30-Jun-15 |
| 10103786 | FA | Vintage Math/Science/Technology Magnet - Replace Fire Alarm System | 30-Jun-15 |
| 10101363 | SLC | Hollywood HS - Facilities Upgrades - Outdoor Spaces, Visual Identity, Compliance with State & Federal Access Requirements | 30-Jun-15 |
| 10105627 | CPS | Sun Valley MS - Auditorium A/C Project | 2-Jul-15 |
| 10100666 | FA | Bancroft MS - Upgrade Fire Alarm System | 6-Jul-15 |
| 10107801 | MJR | Replace Boilers/Chillers | 6-Jul-15 |
| 10106062 | B_B | Bassett ES - Classrooms, Safety & Technology | 7-Jul-15 |
| 10104786 | B_B | Bassett ES - Upgrade Fire Alarm System | 7-Jul-15 |
| 10106156 | B_B | Classrooms, Safety & Technology | 9-Jul-15 |
| 10103799 | B_B | Toluca Lake ES - Compliance with State & Federal Access Requirements | 9-Jul-15 |
| 10103800 | B_B | Toluca Lake ES - Compliance with State & Federal Access Requirements | 9-Jul-15 |
| 10149930 | B_B | Windsor Hills Math/Science/Aerospace Magnet - Upgrade Fire Alarm System & Comply with Associated State Requirements | 9-Jul-15 |
| 10101114 | BMP | Renovate Auditorium | 9-Jul-15 |
| 10104857 | FA | Upgrade Fire Alarm System | 9-Jul-15 |
| 10104885 | RHU | Sun Valley HS - Compliance with State & Federal Access Requirements | 9-Jul-15 |
| 10106324 | B_B | Classrooms, Safety & Technology | 10-Jul-15 |
| 10104496 | B_B | Upgrade Fire Alarm System & Comply with Associated State Requirements | 10-Jul-15 |
| 10104489 | B_B | Upgrade Fire Alarm System | 13-Jul-15 |
| 10105883 | FA | Compliance with State & Federal Access Requirements | 13-Jul-15 |
| 10100671 | FA | Upgrade Fire Alarm System | 13-Jul-15 |
| 10105234 | M_K | Chatsworth HS - New Elevator | 13-Jul-15 |
| 10001416 | 2SEM | Barrett ES FDK | 14-Jul-15 |
| 10104634 | M_K | Modernization of Office with Security | 14-Jul-15 |
| 10000742 | 2SEM | Central LA Area New HS #2 | 15-Jul-15 |



MONTHLY PROGRESS

Managed Program Glossary

| <u>Managed Program</u> | <u>Managed Program Description</u> |
|------------------------|--|
| 2SEM | Two-Semester Neighborhood School Program |
| ACE | Adult Career Education |
| ASAB | Asbestos Abatement |
| B_B | Bond BB |
| BMP | Board Member Priority |
| CHRT | Charter School Bond Program |
| CIPR | Capital Improvement Program |
| CPS | Certificates of Participation |
| CRF | Core Facilities |
| CTE | Career Tech Education |
| ECE | Early Education Center |
| ESC | ESC Priority |
| FA | Fire Alarm |
| JTU | Joint Use |
| LSS | Life Safety and Seismic Retrofit |
| M_K | Measure K |
| MCD | Modified Consent Decree |
| MJR | Major Repairs |
| NAC | Non-Air Conditioned Spaces |
| PFA_Y | Proficiency For All |
| PMP | Portable Removal Plan |
| QZB | Qualified Zone Academy Bond |
| RHU | Relocatable Housing Unit |
| SLC | Small Learning Communities |
| SLR_R | Science Lab Renovation Measure R |
| SPED | Special Education |
| SRU | Seismic Retrofit Upgrades |
| SUP | School Upgrade Program |
| YBR_Y | Bond Funded - Deferred Maintenance |



NEW CONSTRUCTION CHANGE ORDER RATES

PROJECTS COMPLETED PRIOR TO 2014

| Total Number of Projects Completed Prior to 2014 | | Seats | Original Contract Amount | Final Contract Amount | Total Change Order % | User Change Order % |
|--|---------------------|----------------|--------------------------|------------------------|----------------------|---------------------|
| Renovation | 4 Projects | 1,841 | \$71,185,500 | \$90,037,132 | 26.48% | 2.69% |
| All Other Projects | 291 Projects | 150,019 | \$5,140,901,207 | \$5,486,492,463 | 6.72% | 0.74% |
| Total | 295 Projects | 151,860 | \$5,212,086,707 | \$5,576,529,595 | 6.99% | 0.77% |

PROJECTS COMPLETED FROM 2014 FORWARD

| Project Name | Seats | Date Complete | Original Contract Amount | Final Contract Amount | Total Change Order % | User Change Order % |
|----------------------------|-------------------|---------------|--------------------------|-----------------------|----------------------|---------------------|
| Diane Watson Career Center | | 2014-Q4 | \$1,949,418 | \$2,139,120 | 9.73% | 0.66% |
| Total | 1 Projects | | \$1,949,418 | \$2,139,120 | 9.73% | 0.66% |

GRAND TOTAL

| Summary Totals | | Seats | Original Contract Amount | Final Contract Amount | Total Change Order % | User Change Order % |
|--------------------|---------------------|----------------|--------------------------|------------------------|----------------------|---------------------|
| Renovation | 4 Projects | 1,841 | \$71,185,500 | \$90,037,132 | 26.48% | 2.69% |
| All Other Projects | 292 Projects | 150,019 | \$5,142,850,625 | \$5,488,631,583 | 6.72% | 0.74% |
| Grand Total | 296 Projects | 151,860 | \$5,214,036,125 | \$5,578,668,715 | 6.99% | 0.77% |



REPAIR & MODERNIZATION CHANGE ORDER RATES

CONTRACTS COMPLETED PRIOR TO 2015

| | Original Contract Amount | Final Contract Amount | Total Change Order % | User Change Order % |
|--------------|--------------------------|------------------------|----------------------|---------------------|
| Total | \$2,810,737,886 | \$3,169,803,961 | 12.77% | 1.57% |

CONTRACTS COMPLETED FROM 2015 FORWARD

| School Name | Project Description | Date Complete | Original Contract Amount | Final Contract Amount | Total Change Order % | User Change Order % |
|---|---|---------------|--------------------------|-----------------------|----------------------|---------------------|
| Canoga Park HS | Small Learning Community | Q1-2015 | \$845,000 | \$1,248,708 | 47.78% | 0.00% |
| Franklin HS | Fire Alarm System | Q1-2015 | \$1,060,025 | \$1,432,821 | 35.17% | 0.00% |
| Highland Park Continuation HS | Fire Alarm System | Q1-2015 | \$77,100 | \$77,100 | 0.00% | 0.00% |
| Huntington Park HS | HVAC - AUDITORIUM (COPS) | Q1-2015 | \$2,110,000 | \$2,306,232 | 9.30% | 0.00% |
| Marlton Special Ed | Fire Alarm | Q1-2015 | \$1,396,000 | \$1,475,082 | 5.66% | 0.00% |
| Narbonne HS | Certification of Port Bldgs/Fire Alarm | Q1-2015 | \$366,000 | \$405,534 | 10.80% | 0.00% |
| Narbonne HS | Access Compliance - CSR Bldgs. | Q1-2015 | \$429,000 | \$440,048 | 2.58% | 0.00% |
| San Pedro HS | SLC Implementation Plan | Q1-2015 | \$1,294,000 | \$1,673,914 | 29.36% | 0.00% |
| Windsor Hills Math/Science/Aerospace Magnet | SME-1D FIRE ALARM | Q1-2015 | \$290,700 | \$359,560 | 23.69% | 0.00% |
| Chatsworth HS Roofing | Remove & Replace Roof | Q2-2015 | \$1,817,333 | \$1,817,333 | 0.00% | 0.00% |
| El Camino Real HS | Small Learning Community | Q2-2015 | \$1,318,000 | \$1,430,181 | 8.51% | 0.00% |
| Playa Del Rey ES | Fire Alarm Upgrade | Q2-2015 | \$286,990 | \$218,369 | -23.91% | 0.00% |
| Stevenson MS | AIR CONDITIONING SYSTEM REPLACEMENT 2 BLDGS | Q2-2015 | \$1,126,800 | \$1,200,023 | 6.50% | 0.00% |
| Van Nuys HS | Replace Field Lighting | Q2-2015 | \$688,701 | \$721,349 | 4.74% | 0.00% |
| Total | | | \$13,105,649 | \$14,806,253 | 12.98% | 0 % |



GRAND TOTAL

| Summary Totals | Original Contract Amount | Final Contract Amount | Total Change Order % | User Change Order % |
|---------------------------------------|---|--------------------------------------|-------------------------------------|------------------------------------|
| Contracts Completed Prior to 2015 | \$2,810,737,886 | \$3,169,803,961 | 12.77% | 1.57% |
| Contracts Completed from 2015 Forward | \$13,105,649 | \$14,806,253 | 12.98% | 0 % |
| Grand Total | \$2,823,843,535 | \$3,184,610,214 | 12.78% | 1.56% |



REPAIR & MODERNIZATION CHANGE ORDER RATES

GRAND TOTAL BY PROJECT TYPE

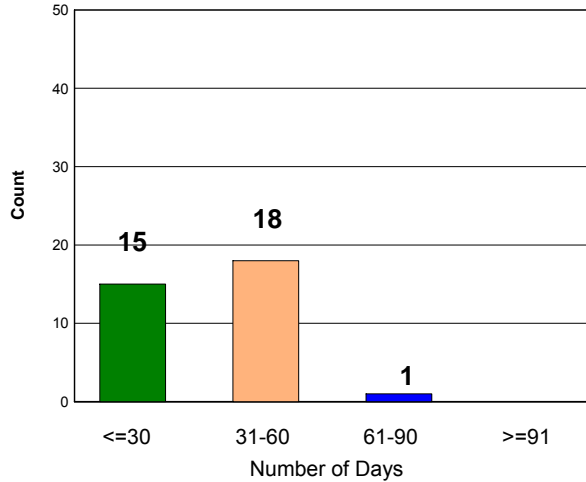
| Project Type | Original Contract Amount | Final Contract Amount | Total Change Order % | User Change Order % |
|---|---------------------------------|------------------------------|-----------------------------|----------------------------|
| Adult & Career Education | \$30,445,000 | \$34,100,403 | 12.01% | 0.95% |
| Air Conditioning | \$279,663,979 | \$323,920,934 | 15.83% | 6.32% |
| Asbestos Abatement | \$27,068,983 | \$27,066,302 | -0.01% | 1.59% |
| Athletic Facilities | \$67,437,482 | \$78,460,034 | 16.34% | 1.90% |
| Auditorium Renovations | \$16,677,914 | \$22,320,250 | 33.83% | 1.39% |
| Classroom Lighting | \$12,321,344 | \$12,233,325 | -0.71% | 0.00% |
| Concrete Paving | \$7,899,573 | \$7,898,054 | -0.02% | 0.06% |
| DSA Access Compliance | \$22,655,165 | \$26,308,470 | 16.13% | 0.70% |
| DSA Fire Alarm | \$328,554,946 | \$392,982,170 | 19.61% | 0.44% |
| Electrical / M&O Fire Alarm | \$12,695,143 | \$13,968,166 | 10.03% | 0.74% |
| Elevator Systems | \$8,085,523 | \$8,488,833 | 4.99% | 0.84% |
| Exterior Painting | \$45,350,309 | \$48,284,811 | 6.47% | 4.55% |
| Fire Damage Repair | \$198,000 | \$198,000 | 0.00% | 0.00% |
| Floor Coverings | \$51,217,560 | \$52,472,263 | 2.45% | 0.41% |
| Food Services Modernization | \$54,113,768 | \$60,269,713 | 11.38% | 0.62% |
| Hazard Mitigation | \$59,295,387 | \$60,646,996 | 2.28% | 1.16% |
| HVAC | \$93,516,458 | \$105,439,664 | 12.75% | 0.36% |
| Interior Painting | \$37,426,570 | \$38,251,141 | 2.20% | 0.36% |
| Joint-Use Athletic Field/Outdoor Facility | \$14,122,284 | \$16,548,586 | 17.18% | 0.76% |
| Library Renovation | \$7,550,263 | \$9,043,614 | 19.78% | 0.21% |
| Lockers | \$2,307,893 | \$2,437,711 | 5.62% | 3.27% |
| Lunch Shelters | \$21,366,927 | \$23,155,357 | 8.37% | 0.82% |
| Modernizations | \$346,932,745 | \$432,740,708 | 24.73% | 0.35% |
| New / Upgrade Library (Core) | \$4,338,500 | \$4,841,423 | 11.59% | 0.00% |
| New Building "Existing Facilities" | \$32,831,256 | \$38,788,349 | 18.14% | 0.70% |
| Paving / Greening / Equipment | \$169,506,523 | \$185,007,156 | 9.14% | 1.90% |
| Plumbing / Irrigation | \$71,745,788 | \$74,748,135 | 4.18% | 0.96% |
| Portables | \$28,615,227 | \$31,650,012 | 10.61% | 0.52% |
| Qualified Zone Academy Bonds (QZAB) | \$18,419,510 | \$21,762,208 | 18.15% | 2.23% |
| Roofing | \$66,328,259 | \$67,900,095 | 2.37% | 0.30% |
| Safety & Technology | \$618,827,781 | \$663,311,470 | 7.19% | 1.31% |
| Security System / CCTV | \$2,446,900 | \$2,800,565 | 14.45% | 0.00% |
| Seismic Retrofit | \$99,038,199 | \$112,525,032 | 13.62% | 3.00% |
| Sheet Metal / Fencing | \$30,086,661 | \$31,081,314 | 3.31% | 0.47% |
| Small Learning Communities | \$41,147,515 | \$48,580,725 | 18.06% | 0.53% |
| Wall Systems | \$21,647,073 | \$23,038,831 | 6.43% | 1.72% |
| Year-Round Air Conditioning Auditorium | \$19,420,277 | \$21,241,584 | 9.38% | 0.40% |
| Year-Round Air Conditioning Gym | \$52,742,129 | \$60,298,231 | 14.33% | 0.50% |
| Total | \$2,824,044,814 | \$3,184,810,632 | 12.77% | 1.56% |



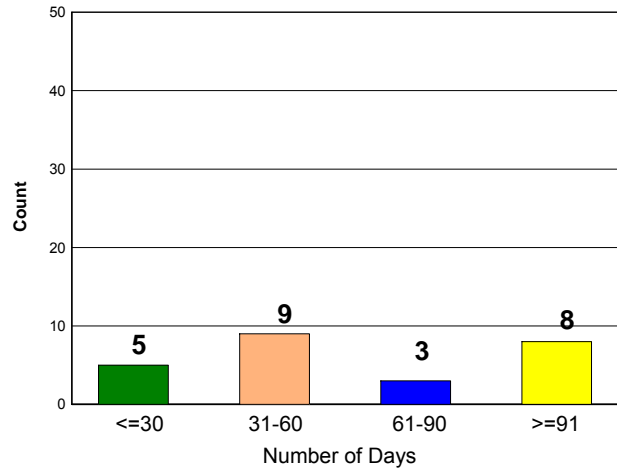
CHANGE ORDER PROCESSING TIME

New Construction

Open Change Orders



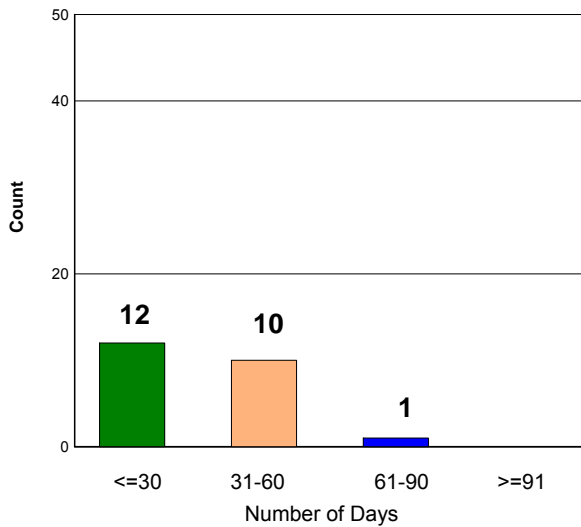
Approved from 6/16/15 to 7/15/15



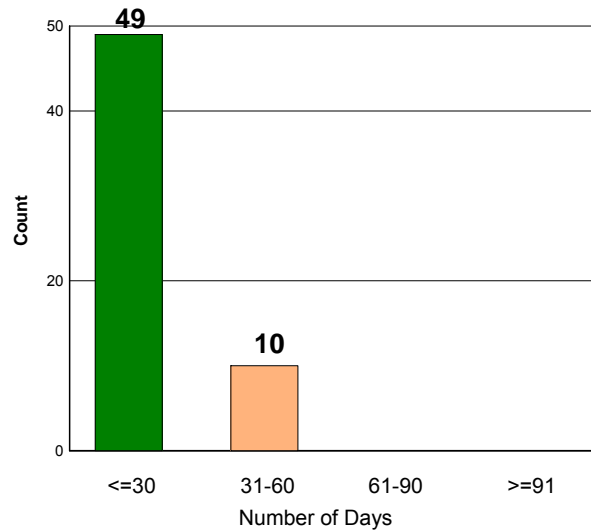
NC Total Approved for this period : **25**
Average Number of Days: **68**

Repair & Modernization

Open Change Orders



Approved from 6/16/15 to 7/15/15

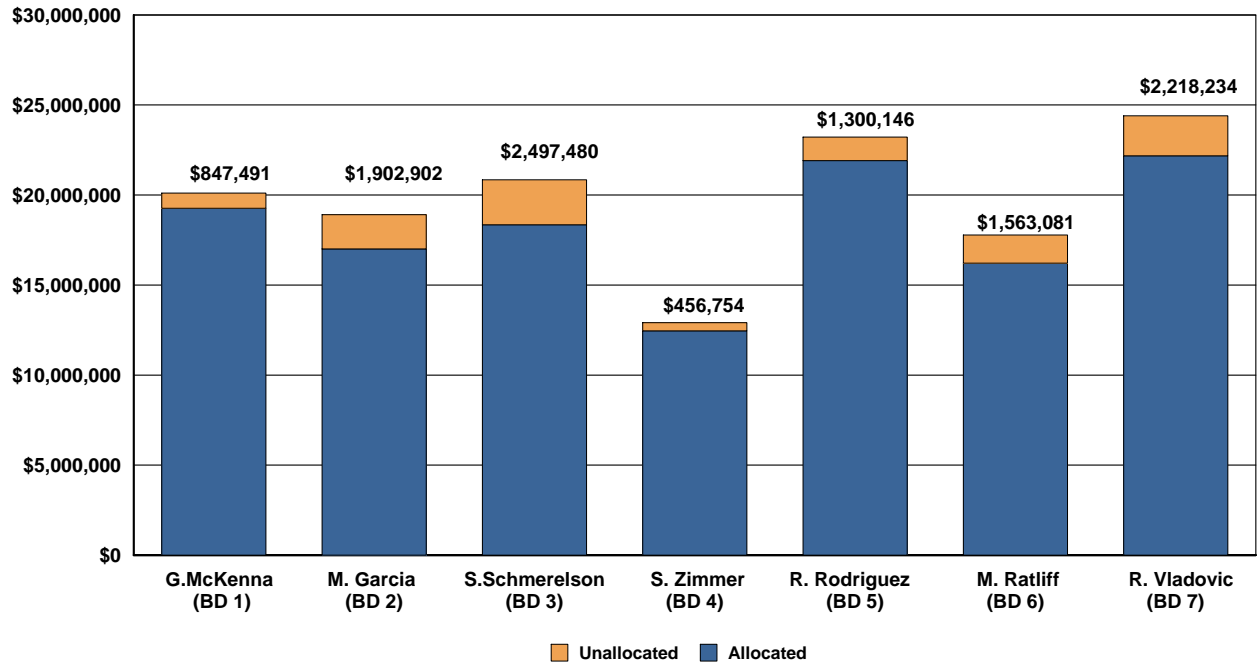


RM Total Approved for this period: **59**
Average Number of Days: **19**

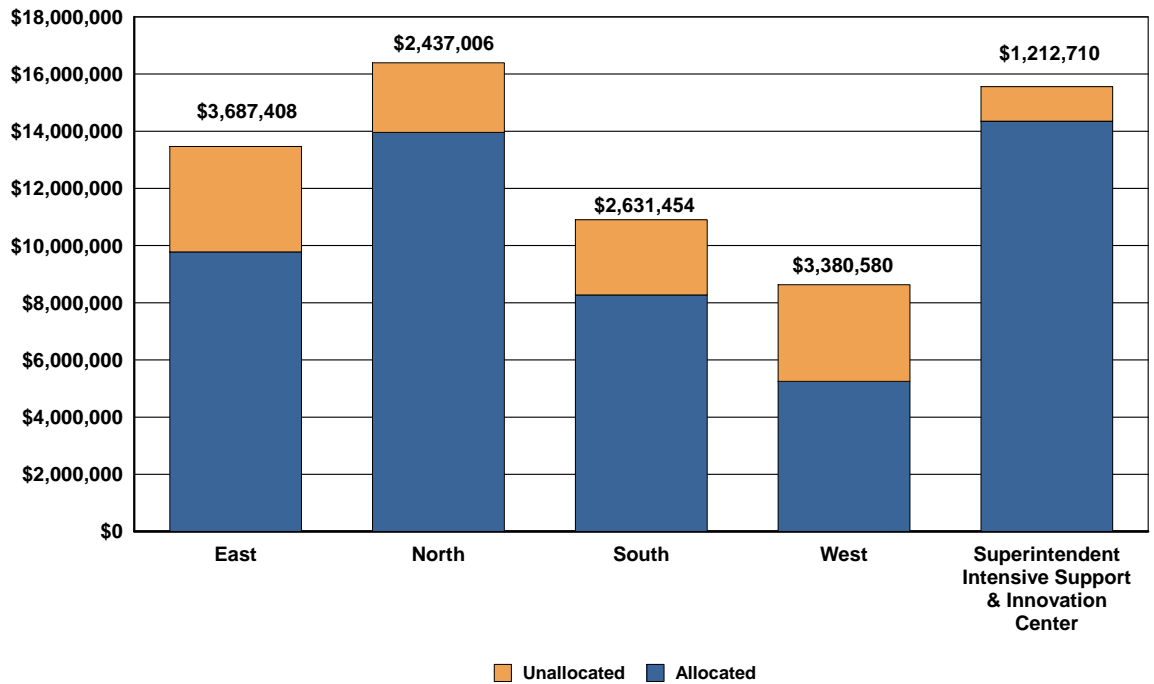
Data for Open Change Orders as of August 6, 2015



BOARD MEMBER PRIORITY FUNDS



EDUCATIONAL SERVICE CENTER PRIORITY FUNDS



Unallocated Bond Funds as of July 1, 2013

**FEDERAL STIMULUS BOND STATUS (BAB AND QSCB)**

| Local Bond Measure | Bond Type | Amount Issued* | Expenditures as of 7/15/15 | % Expended | Remaining to Spend |
|---------------------------|------------------------------------|------------------------|-----------------------------------|-------------------|---------------------------|
| Measure K | Build America Bonds | \$199,898,054 | \$183,583,461 | 91.84% | \$16,314,593 |
| Measure R | Build America Bonds | \$840,218,663 | \$807,457,984 | 96.10% | \$32,760,680 |
| Measure Y | Build America Bonds | \$1,579,005,124 | \$1,400,627,624 | 88.70% | \$178,377,500 |
| Measure Y | Qualified School Construction Bond | \$608,594,112 | \$608,594,112 | 100.00% | \$0 |
| | | \$3,227,715,953 | \$3,000,263,181 | 92.95% | \$227,452,772 |

*net cost of issuance

Between October 2009 and May 2010, LAUSD sold more than \$4 billion of Measure K, Measure R and Measure Y General Obligation Bonds (GO Bonds) in an effort to ensure the District could complete the current bond program as planned.

The GO Bonds included traditional tax exempt bonds as well as Build America Bonds (BABs) and Qualified School Construction Bonds (QSCBs). BABs are taxable municipal bonds that require the Federal government to pay State or local government issuers a payment equal to 35% of the interest payments on those bonds, which lowers the issuer's cost of borrowing. QSCBs provide Federal tax credits for bondholders in lieu of interest in order to reduce an issuer's cost of borrowing and must be spent within three years of issuance.

The table above shows the amount of BABs and QSCBs issued by LAUSD, how much has been spent and how much is remaining to spend.



BOARD OF EDUCATION ACTIONS

RECENT BOARD ACTIONS

| Report # | Action Item | BOC Date | Board Date |
|----------|--|-----------|------------|
| | No Board Actions for this Period due to Cancelled BOC Meeting and Summer Break for BOE | 25-Jun-15 | N/A |