



## FACILITIES SERVICES DIVISION

# *Consolidated Monthly Program Status Report*

Prepared for  
Bond Oversight Committee  
August 2017

Data Through July 15, 2017



## *Consolidated Monthly Program Status Report*

### TABLE OF CONTENTS

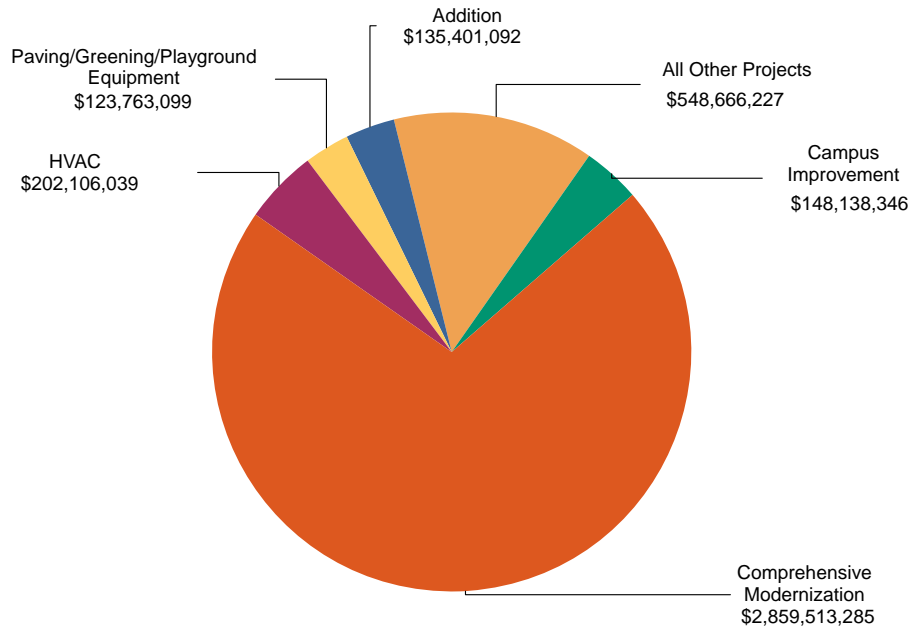
Status of Top 10 Largest Active Construction Projects	1
Total Budget of Five Largest Project Types	2
Key Deliverables	3
Monthly Program Expenditure Chart	5
Monthly Progress	6
Monthly Progress - Managed Program Glossary	9
Formal Contract Change Order Rates by Project Type	10
Board of Education Actions	11

**Status of Top 10 Largest Active Construction Projects**

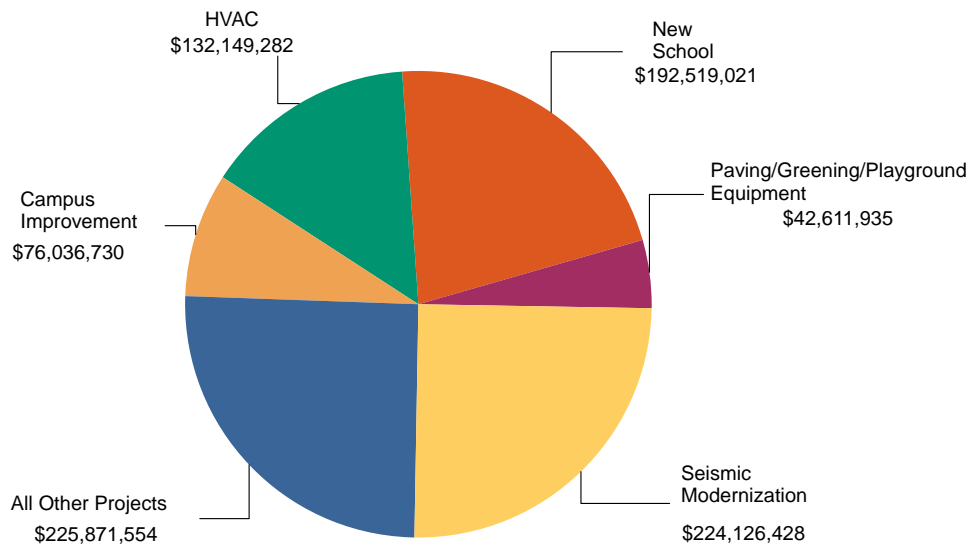
Project Name	Budget	Contract Amount	Change Order %	NTP Construction	Substantial Completion	% Complete
South Region HS #8	\$160,012,090	\$80,771,293	6.3%	12/18/2014	8/10/2017	96%
Crenshaw HS - Seismic Modernization	\$87,219,813	\$67,757,000	0.0%	6/16/2017	7/1/2020	1%
Foshay Learning Center - Seismic Modernization	\$72,888,843	\$46,489,000	0.0%	6/26/2017	12/11/2019	0%
Olive Vista MS - Seismic Modernization	\$43,438,518	\$30,438,794	0.3%	1/18/2017	3/9/2019	21%
Monroe HS - Industrial Arts Building Replacement	\$19,851,085	\$13,198,400	0.0%	5/15/2017	11/23/2018	8%
Porter Ranch Community School - Classroom Addition	\$17,411,917	\$10,791,488	0.0%	4/4/2017	4/21/2018	23%
Fairfax HS - Replace HVAC	\$13,975,438	\$9,948,000	0.0%	1/20/2017	7/20/2018	29%
93rd St. ES - Food Services Upgrade	\$10,029,615	\$7,438,000	0.0%	6/6/2016	10/9/2017	79%
Perez Special Education Center - HVAC	\$8,150,083	\$5,397,000	0.0%	4/11/2017	12/1/2018	13%
Venice HS - Seismic Modernization	\$7,271,000	\$5,390,000	0.0%	5/22/2017	11/18/2018	7%



### TOTAL BUDGET OF FIVE LARGEST PROJECT TYPES Pre-Construction



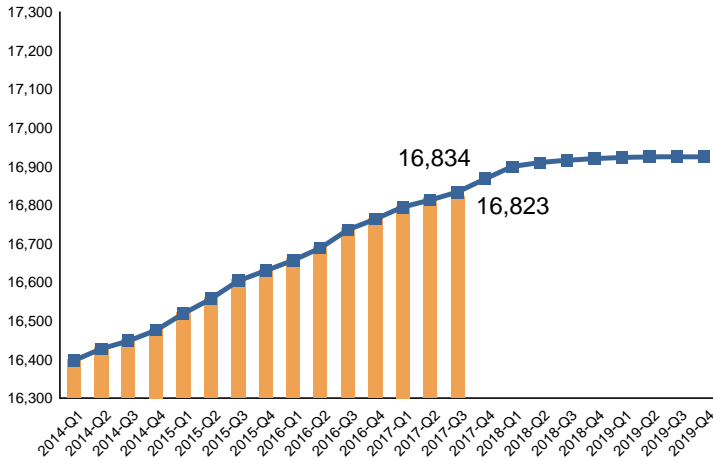
### Under Construction



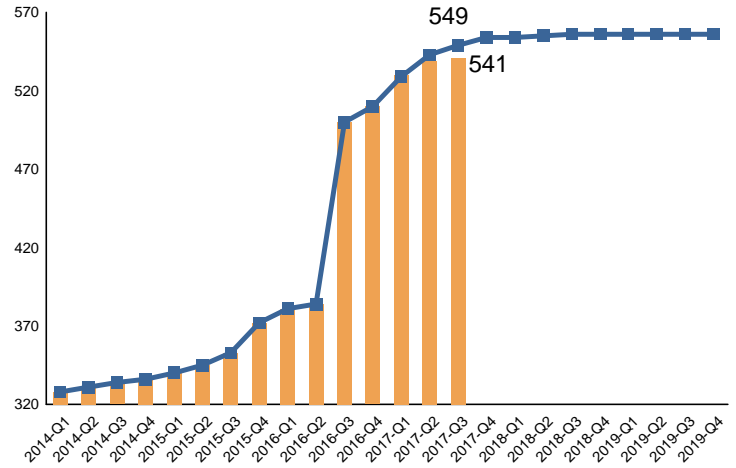


### KEY DELIVERABLES


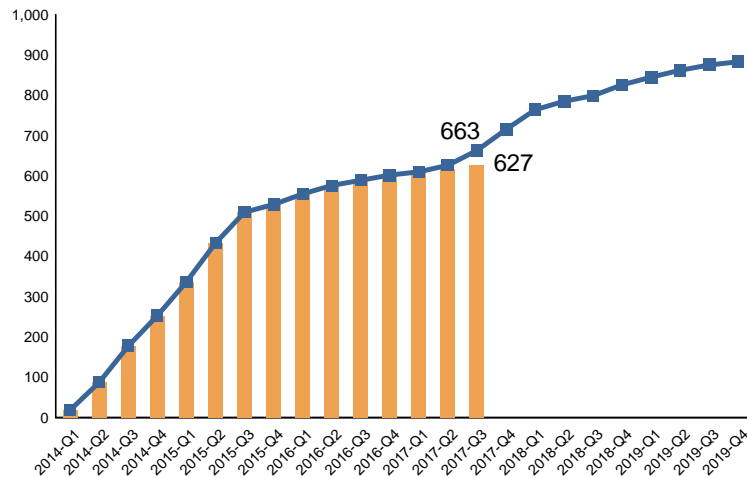
**Legacy Repair & Modernization**



**Capital Improvement Program**



**School Upgrade Program**



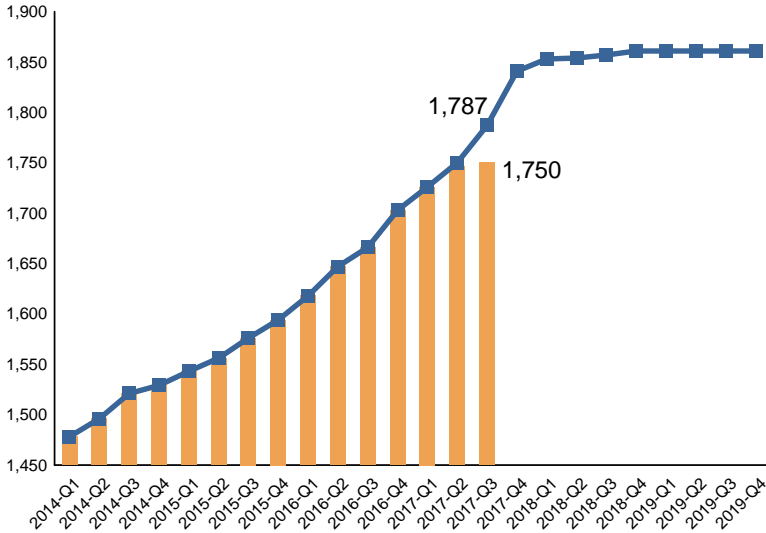
Actual data in the charts above is adjusted at Substantial Completion.

Baseline is the 2017 Facilities Services Division Strategic Execution Plan as amended by Board of Education actions to date.

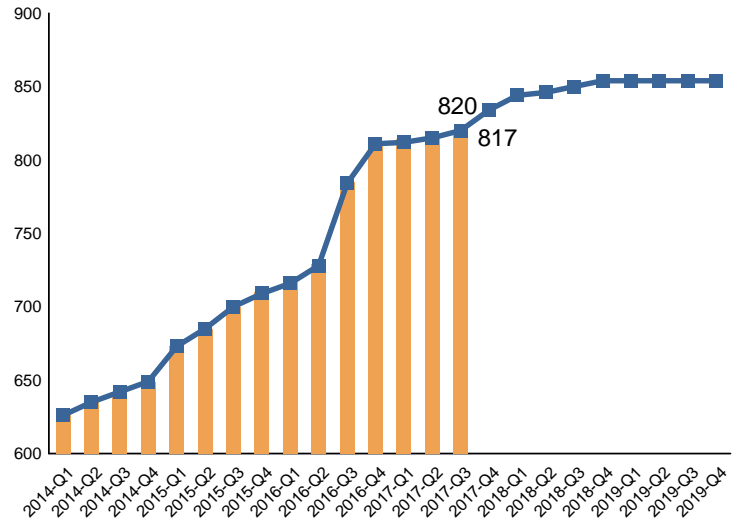


### KEY DELIVERABLES

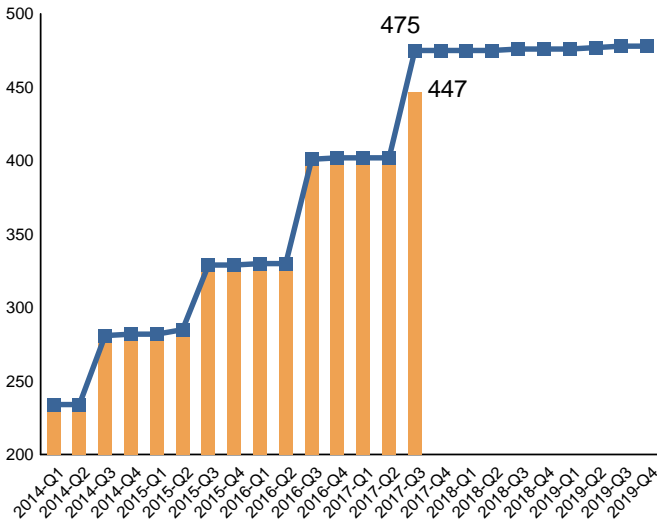
**Board Member/Local District Priority**




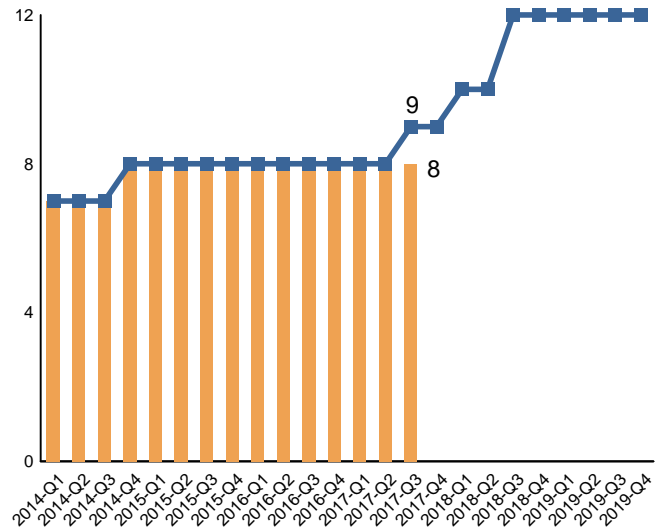
**Early Childhood Education**



**Charter School Projects**



**Adult and Career Education**

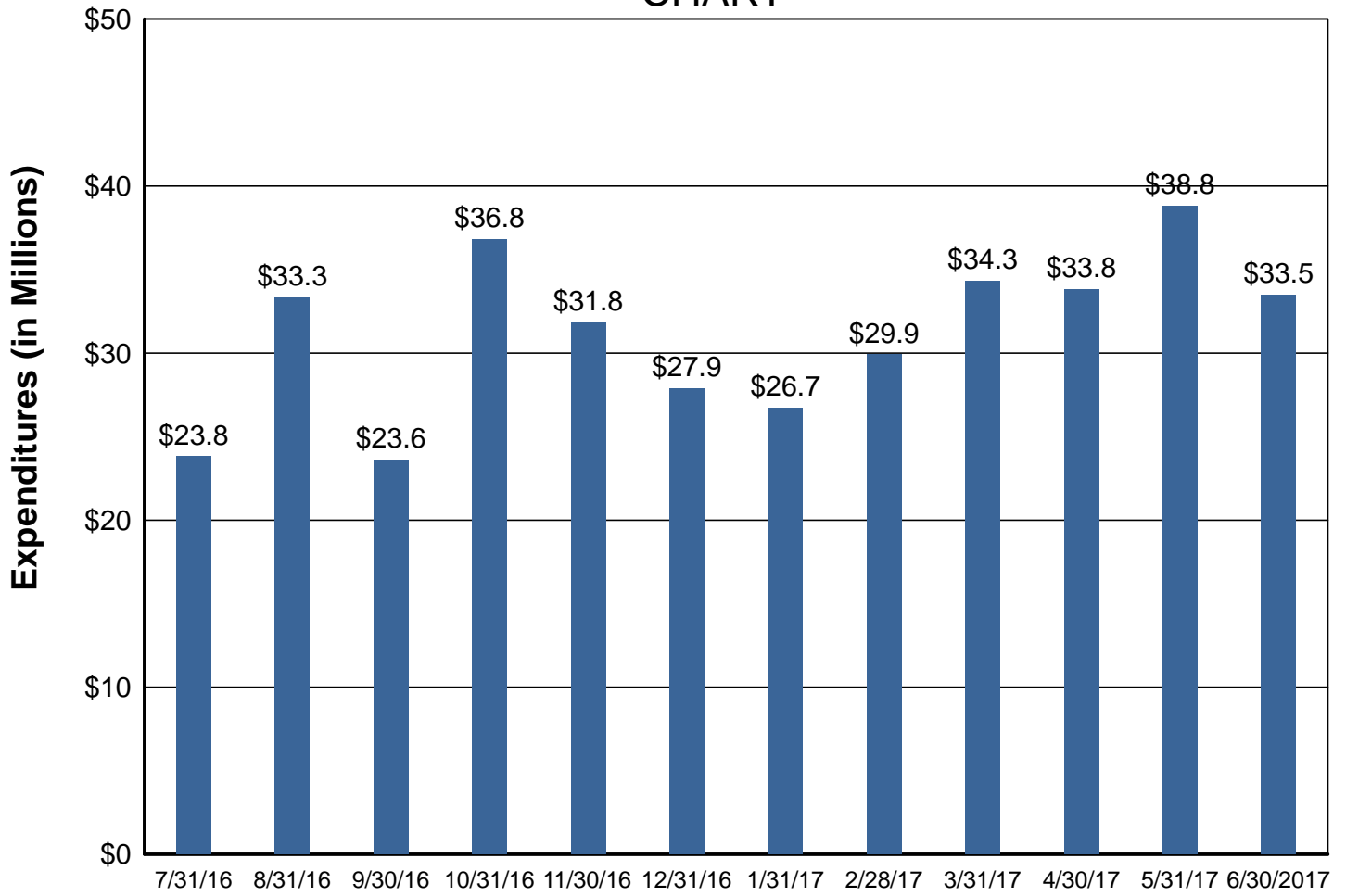


Actual data in the charts above is adjusted at Substantial Completion.

Baseline is the 2016 Facilities Services Division Strategic Execution Plan as amended by Board of Education actions to date.



### MONTHLY PROGRAM EXPENDITURE CHART





### MONTHLY PROGRESS

#### NTP Design

Project #	Managed Program	Project Name	Date
10368734	SUP	Kim Academy - New Synthetic Turf Field	2-Jul-17

#### DSA Approval

Project #	Managed Program	Project Name	Date
10367450	SUP	King-Drew Medical Magnet HS - HVAC	19-Jun-17
10367946	SPED	Narbonne HS - ADA Improvements	20-Jun-17
10367086	SUP	Fries ES - Deteriorated Pavement	21-Jun-17
10367949	SPED	Wilson HS - ADA Improvements	22-Jun-17
10366649	CHRT	Berendo MS - Campus Improvement	26-Jun-17
10367945	SPED	Marina Del Rey MS - ADA Improvements	26-Jun-17
10367531	SUP	Los Angeles HS - Gym Renovation	26-Jun-17
10367910	BMP	Cantara ES - Lunch Shelter	28-Jun-17
10204019	SLC	Venice HS - Facilities Upgrades	29-Jun-17
10367402	SUP	Canoga Park HS - HVAC	5-Jul-17
10367530	SUP	Hooper ES - Deteriorated Pavement	5-Jul-17

#### NTP Construction

Project #	Managed Program	Project Name	Date
10368850	CHRT	Vista MS - 2017-18 Prop 39	16-Jun-17
10105080	SLC	Crenshaw HS - Facilities Upgrades	16-Jun-17
10363835	SUP	Crenshaw HS - Seismic Modernization	16-Jun-17
10368903	BMP	Gault ES - Replace Exterior Storage Boxes	19-Jun-17
10368328	SUP	Crescent Heights Language Arts/Social Justice Magnet - Walk-In Freezer Modernization	19-Jun-17
10368323	SUP	Garvanza ES - Walk-In Freezer Modernization	19-Jun-17
10367004	SUP	Stagg ES - Deteriorated Pavement	19-Jun-17
10368437	LDP	Orthopedic Hospital Mag - Rekey Entire Site	20-Jun-17
10368333	SUP	Brockton ES - Walk-In Freezer Modernization	20-Jun-17
10367496	SUP	Cohasset ES - Address Antiquated Roofing	21-Jun-17



**NTP Construction**

<b>Project #</b>	<b>Managed Program</b>	<b>Project Name</b>	<b>Date</b>
10367266	SPED	Reseda ES - ADA Improvements	22-Jun-17
10366555	SUP	Belmont HS - Address Failing Concrete Deck	22-Jun-17
10367448	SUP	Granada Community Charter ES - Roofing	22-Jun-17
10366711	SUP	San Fernando HS - Deteriorated Pavement	22-Jun-17
10368153	SUP	Foshay Learning Center - Walk-In Freezer Modernization	23-Jun-17
10368971	LDP	Gulf ES - Prep Workroom for Laundry Equipment	26-Jun-17
10368972	LDP	Hawaiian ES - Prep Parent Center for Laundry Equipment	26-Jun-17
10368937	LDP	La Salle ES - Security Upgrade	26-Jun-17
10368954	LDP	San Miguel ES - Security Upgrade	26-Jun-17
10368981	MCD	Lowman Special Education Center - Widen Play Yard Gates	26-Jun-17
10368982	MCD	Markham MS - Restroom Upgrades	26-Jun-17
10368983	MCD	Mount Gleason MS - Lunch tables/changing room upgrades	26-Jun-17
10368979	MCD	Rivera Learning Complex - Purchase & Install Sink	26-Jun-17
10368968	BMP	Barton Hill ES - Chromebooks, Charging Carts, Security for Storage	27-Jun-17
10368789	CHRT	Arlington Heights ES - 2017-18 Prop 39	27-Jun-17
10367989	ECE	Anton EEC - Playground Upgrades	27-Jun-17
10368324	SUP	Audubon MS - Walk-In Freezer Modernization	27-Jun-17
10368334	SUP	Washington Preparatory HS - Walk-In Freezer Modernization	28-Jun-17
10368989	MCD	Los Angeles ES - Convert room to changing room	29-Jun-17
10368987	MCD	West Hollywood ES - Purchase Ramps	29-Jun-17
10367752	SPED	Bonita ES - ADA Improvements	29-Jun-17
10368822	CHRT	Le Conte MS - 2017-18 Prop 39	1-Jul-17
10367992	ECE	Estrella EEC - Campus Upgrades	3-Jul-17
10368729	LDP	El Dorado ES - Replace School Sign on Auditorium	10-Jul-17
10368846	CHRT	Sun Valley MS - 2017-18 Prop 39	11-Jul-17
10368787	CHRT	Ambler ES - 2017-18 Prop 39	13-Jul-17
10368777	LDP	Wadsworth ES - Secure Entry System	13-Jul-17
10368939	BMP	Calvert ES - Wall-Fold Tables in Multipurpose Room	14-Jul-17
10368941	BMP	Lanai ES - Security Upgrade	15-Jul-17

**Substantial Completion**

<b>Project #</b>	<b>Managed Program</b>	<b>Project Name</b>	<b>Date</b>
10368861	BMP	Brainard ES - Science Lab Furniture	16-Jun-17
10368903	BMP	Gault ES - Replace Exterior Storage Boxes	19-Jun-17
10367825	PMP	Euclid ES - Portable Removal	23-Jun-17
10368969	LDP	Broadacres ES - Security Upgrade	26-Jun-17
10368821	CHRT	Jones ES - 2017-18 Prop 39	28-Jun-17
10368659	MCD	Hamilton HS - Auditorium Upgrades & Signage	30-Jun-17
10364262	RHU	Barrett ES - Portable Classrooms	30-Jun-17
10368146	SUP	Garfield HS - Walk-In Freezer Modernization	30-Jun-17
10368147	SUP	Napa ES - Walk-In Freezer Modernization	30-Jun-17
10368149	SUP	Noble ES - Walk-In Freezer Modernization	30-Jun-17
10368092	LDP	Cohasset ES - Electronic Marquee	5-Jul-17
10368087	LDP	Reseda ES - Electronic Marquee	5-Jul-17
10368905	BMP	Superior ES - Install Two Bronze Plaques	6-Jul-17
10368317	BMP	North Valley Military Institute - Fencing Upgrade	10-Jul-17
10368601	MCD	Twain MS - New Metal Ramp	10-Jul-17
10368739	BMP	Reseda ES - Projector For Auditorium	13-Jul-17
10368807	CHRT	Fishburn ES - 2017-18 Prop 39	13-Jul-17
10368785	CHRT	112th St. ES - 2017-18 Prop 39	14-Jul-17
10368840	CHRT	Roybal Learning Center - 2017-18 Prop 39	14-Jul-17

**DSA Certification**

<b>Project #</b>	<b>Managed Program</b>	<b>Project Name</b>	<b>Date</b>
10104291	M_K	Franklin HS - Renovate Auditorium	20-Jun-17
10103668	RHU	Balboa Gifted/High Ability Magnet ES - Certification of Portables	23-Jun-17
10367051	SPED	Ambler ES - ADA Improvements	28-Jun-17
10364114	SUP	Loreto ES - HVAC	5-Jul-17



## MONTHLY PROGRESS

### Managed Program Glossary

<u>Managed Program</u>	<u>Managed Program Description</u>
2SEM	Two-Semester Neighborhood School Program
ACE	Adult Career Education
ASAB	Asbestos Abatement
B_B	Bond BB
BMP	Board Member Priority
CHRT	Charter School Bond Program
CIPR	Capital Improvement Program
CPS	Certificates of Participation
CRF	Core Facilities
CTE	Career Tech Education
ECE	Early Childhood Education
FA	Fire Alarm
JTU	Joint Use
LDP	Local District Priority
LSS	Life Safety and Seismic Retrofit
M_K	Measure K
MCD	Modified Consent Decree
MJR	Major Repairs
NAC	Non-Air Conditioned Spaces
PFA_Y	Proficiency For All
PMP	Portable Removal Plan
QZB	Qualified Zone Academy Bond
RHU	Relocatable Housing Unit
SLC	Small Learning Communities
SLR_R	Science Lab Renovation Measure R
SPED	Special Education
SRU	Seismic Retrofit Upgrades
SUP	School Upgrade Program
YBR_Y	Bond Funded - Deferred Maintenance



**FORMAL CONTRACT CHANGE ORDER RATES \*  
BY PROJECT TYPE**

<b>Project Type</b>	<b>Original Contract Amount</b>	<b>Final Contract Amount</b>	<b>Change Order Amount</b>	<b>Total Change Order %</b>
Access Compliance	\$20,985,291	\$23,940,856	\$2,955,564	14.08%
Addition	\$119,624,892	\$134,908,938	\$15,284,046	12.78%
Auditorium Renovation	\$17,772,365	\$23,695,481	\$5,923,116	33.33%
Campus Improvement	\$75,460,454	\$90,821,152	\$15,360,697	20.36%
Career Technical Education	\$14,267,125	\$17,299,946	\$3,032,821	21.26%
Ceiling/Wall System	\$3,668,451	\$4,013,932	\$345,481	9.42%
Comprehensive Modernization	\$151,431,741	\$170,601,109	\$19,169,369	12.66%
Electrical/Lighting	\$14,935,976	\$15,827,172	\$891,196	5.97%
Excavation	\$1,010,055	\$1,044,995	\$34,940	3.46%
Facelift	\$1,453,464	\$1,493,346	\$39,882	2.74%
Fencing	\$1,242,407	\$1,283,947	\$41,540	3.34%
Fire Alarm System	\$235,876,387	\$284,122,363	\$48,245,976	20.45%
Flooring	\$3,222,126	\$3,300,194	\$78,068	2.42%
Food Services Renovation	\$72,771,626	\$80,017,101	\$7,245,475	9.96%
Gym/Athletic Facilities Renovation	\$84,771,992	\$99,053,682	\$14,281,690	16.85%
HVAC	\$124,820,116	\$141,669,214	\$16,849,098	13.50%
IT Network Upgrade	\$76,558,591	\$76,183,775	\$(374,815)	-0.49%
Library Renovation	\$8,548,786	\$10,461,823	\$1,913,037	22.38%
Lunch/Shade Shelter	\$7,470,078	\$8,132,692	\$662,615	8.87%
New School	\$2,465,844,153	\$2,643,992,228	\$178,148,075	7.22%
Other	\$3,417,892	\$4,656,033	\$1,238,141	36.23%
Painting	\$5,969,549	\$6,016,772	\$47,223	0.79%
Paving/Greening/Playground Equipment	\$25,236,816	\$29,423,191	\$4,186,375	16.59%
Photovoltaic Installation	\$39,873,094	\$39,873,094	\$0	0.00%
Plumbing/Irrigation/Drainage	\$4,446,984	\$4,863,054	\$416,070	9.36%
Portable Removal	\$7,423,009	\$7,601,818	\$178,809	2.41%
Portable Upgrade	\$11,961,401	\$13,885,060	\$1,923,659	16.08%
Reconfiguration	\$34,669,142	\$41,421,216	\$6,752,074	19.48%
Roofing	\$35,799,492	\$36,320,252	\$520,760	1.45%
Seismic Modernization	\$18,085,218	\$16,094,344	\$(1,990,874)	-11.01%
Small Learning Community/Academy	\$52,334,101	\$61,895,993	\$9,561,892	18.27%
<b>Total</b>	<b>\$ 3,740,952,774</b>	<b>\$4,093,914,771</b>	<b>\$352,961,997</b>	<b>9.44%</b>

\*Includes formal contracts with completion after January 1, 2009. For job order contracts, after January 1, 2012.

**BOARD OF EDUCATION ACTIONS**

**RECENT BOARD ACTIONS**

---

<b>Report #</b>	<b>Action Item</b>	<b>BOC Date</b>	<b>BOC Resolution</b>	<b>BOE Date</b>	<b>BOE Resolution</b>
	No Board Actions for this Period				

---