



FACILITIES SERVICES DIVISION

Consolidated Monthly Program Status Report



Consolidated Monthly Program Status Report

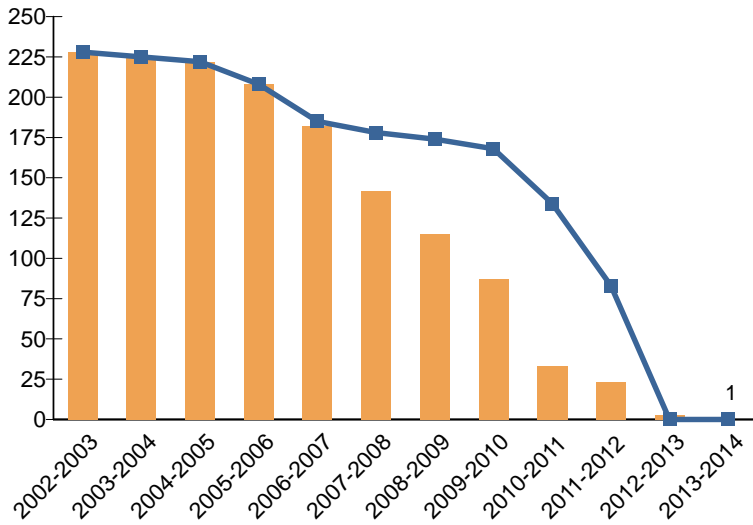
TABLE OF CONTENTS

Program Goals	1
Key Deliverables	2
Monthly Progress	4
New Construction Change Order Rates	9
Repair & Modernization Change Order Rates	10
Change Order Processing Time	13
Unallocated Bond Funds	14
Federal Stimulus Bond Status (BAB and QSCB)	15
Board of Education Actions	16

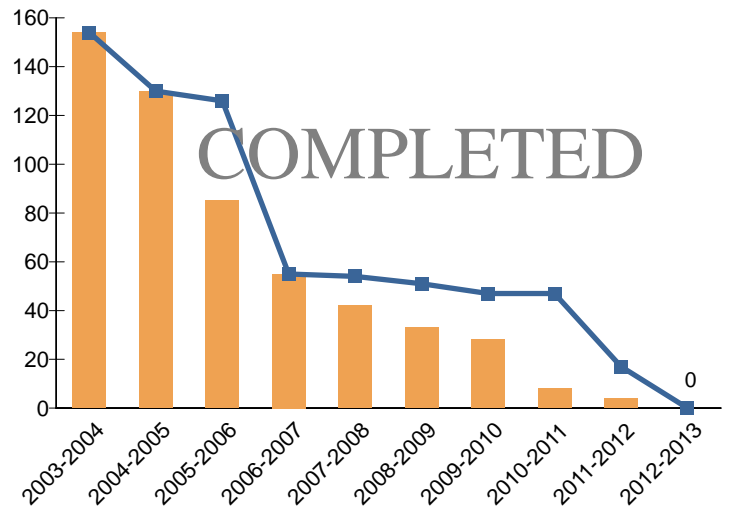


PROGRAM GOALS

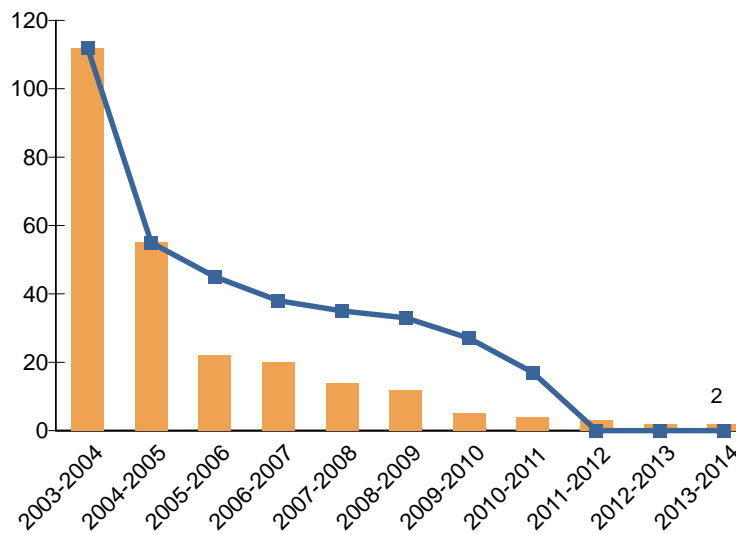
Schools on Multi-Track Calendar



Schools on Concept 6 Calendar



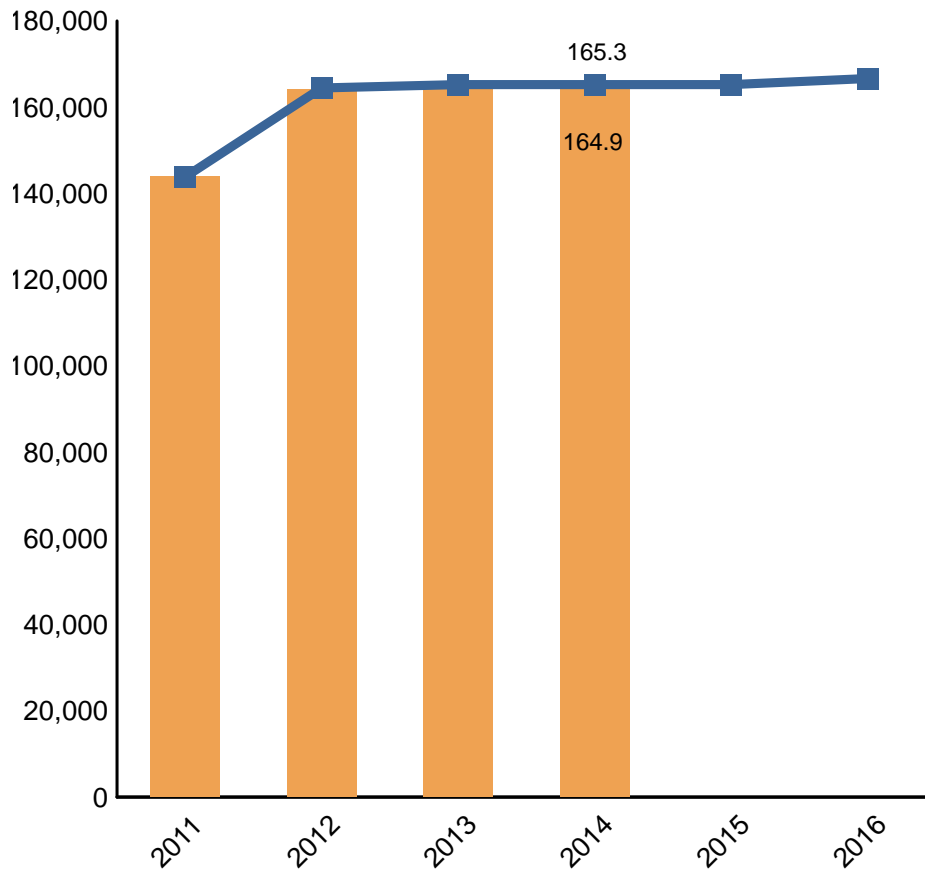
Schools with Involuntary Busing





KEY DELIVERABLES

New Seat Delivery

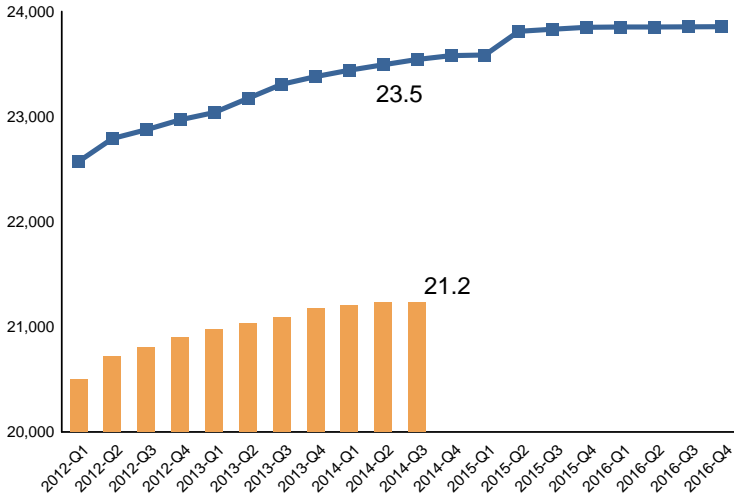


New Seat Delivery chart above includes only New Construction projects. Actual data is adjusted at School Occupancy. Baseline is the 2013 Facilities Services Division Strategic Execution Plan

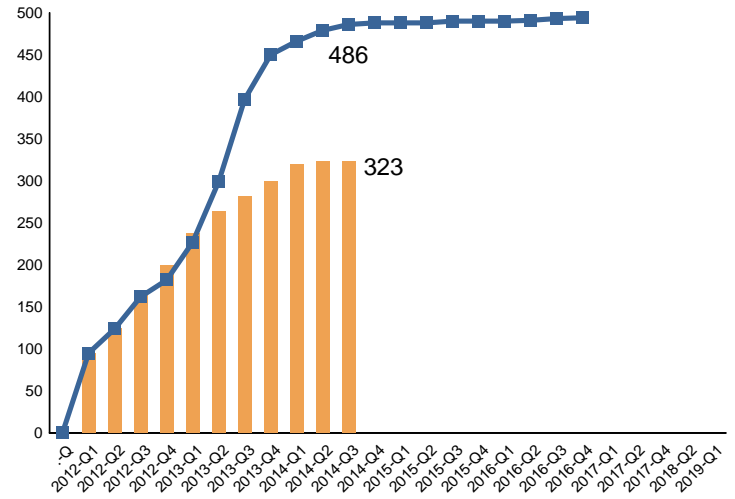


KEY DELIVERABLES

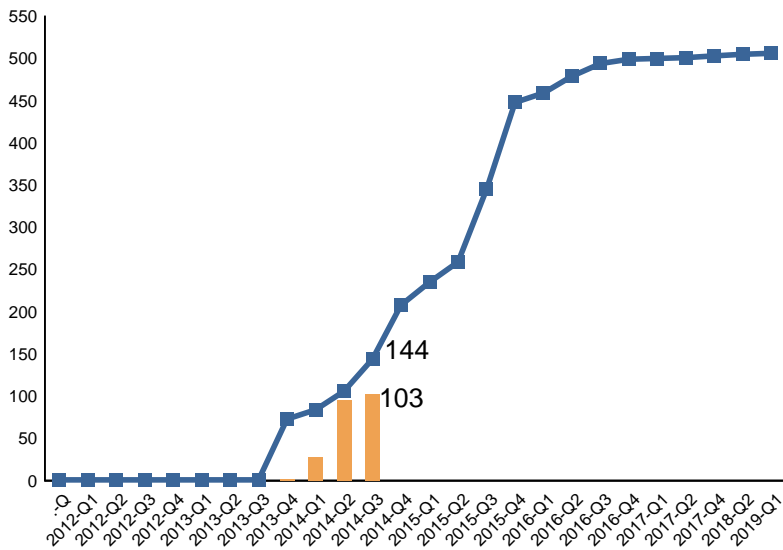
Repair & Modernization Project Completion



CIP Project Completion



SUP Project Completion



— Baseline — Actual

Actual data in the charts above is adjusted at Substantial Completion. Baseline is the 2013 Facilities Services Division Strategic Execution Plan as amended by Board of Education actions to date. In addition, Repair & Modernization Baseline and Actual data exclude projects categorized as "Completed By Other Means". The 306 projects approved by the Board on June 18, 2013 have been moved from CIP to SUP Baseline. SUP framework was approved on January 14, 2014.



MONTHLY PROGRESS

NTP Design: New Construction

Project #	Project Name	Date
N/A		

NTP Design: Repair & Modernization

Project #	School Name	Project Description	Date

NTP Design: Capital Improvement Program (CIP)

Project #	Project Name	Date

NTP Design: School Upgrade Program (SUP)

Project #	Project Name	Date
10364109	Hamasaki ES - HVAC	23-Jun-14
10364106	Graham ES - HVAC	24-Jun-14
10366180	Northridge MS - Paving	8-Jul-14

DSA Approval: New Construction

Project #	Project Name	Date
N/A		

DSA Approval: Repair & Modernization

Project #	School Name	Project Description	Date
10005046	Locke EEC	Locke EEC - Safety Upgrades and Improvements	17-Jun-14
10105903	Hubbard ES	ADA Access Compliance	23-Jun-14
10005008	4th St. EEC	4th St. EEC - Safety Upgrades and Improvements	1-Jul-14
10005045	Lemay EEC	Lemay EEC - Safety Upgrades and Improvements	1-Jul-14
10203999	Sherman Oaks Center for Enriched Studies	Conversion Of Classroom to Chemistry Lab	7-Jul-14

**DSA Approval: Capital Improvement Program (CIP)**

Project #	Project Name	Date
10003984	Parthenia ES - Library & Kitchen Upgrades	23-Jun-14

DSA Approval: School Upgrade Program (SUP)

Project #	Project Name	Date
------------------	---------------------	-------------

NTP Construction: New Construction

Project #	Project Name	Date
N/A		

NTP Construction: Repair & Modernization

Project #	School Name	Project Description	Date
10366212	Annandale ES	Restroom Upgrades & Curb Ramps MCD	17-Jun-14
10005070	Trinity EEC	Trinity EEC - Safety Upgrades and Improvements	18-Jun-14
10005061	Parks-Huerta EEC	Parks-Huerta EEC - Safety Upgrades and Improvements	23-Jun-14
10005003	102nd St. EEC	102nd St. EEC - Safety Upgrades and Improvements	1-Jul-14
10005004	112th St. EEC	112th St. EEC - Safety Upgrades and Improvements	1-Jul-14
10005006	36th St. EEC	36th St. EEC - Safety Upgrades and Improvements	1-Jul-14
10005009	52nd St. EEC	52nd St. EEC - Safety Upgrades and Improvements	1-Jul-14
10103870	Dodson MS	Provide Sanitary Building	3-Jul-14
10005034	Glenfeliz EEC	Glenfeliz EEC - Safety Upgrades and Improvements	15-Jul-14
10005043	Hyde Park EEC	Hyde Park EEC - Safety Upgrades and Improvements	15-Jul-14

**NTP Construction: Capital Improvement Program (CIP)**

Project #	Project Name	Date
10003974	Garden Grove ES - HVAC Upgrade & New Restrooms	30-Jun-14

NTP Construction: School Upgrade Program (SUP)

Project #	Project Name	Date
10363968	Loreto ES - IT Network Upgrade	16-Jun-14
10364121	Montague Charter Academy - HVAC	16-Jun-14
10366125	Northridge Academy HS - Fix Failing Concrete Planter Boxes	16-Jun-14
10365705	Haddon ES - Replace Playground Matting	17-Jun-14
10365731	Overland ES - Replace Playground Matting	17-Jun-14
10365763	West Vernon ES - Replace Playground Matting	17-Jun-14
10365743	Salvin Special Education Center - Replace Playground Matting	23-Jun-14
10366296	Pilot School Boyle Heights STEM @ Hollenbeck MS	23-Jun-14
10366297	Pilot School Incubator School @ Westchester HS	23-Jun-14
10366298	Pilot School Nava College Prep HS @ Jefferson HS	23-Jun-14
10366299	Pilot School ESP @ Lincoln HS	23-Jun-14
10366335	Sunny Brae ES - Deteriorated Flooring	26-Jun-14
10365736	Pomelo ES - Replace Playground Matting	30-Jun-14

Substantial Completion: New Construction

Project #	Project Name	Date
------------------	---------------------	-------------

**Substantial Completion: Repair & Modernization**

Project #	School Name	Project Description	Date
10102222	Kennedy HS	Small Learning Communities Facilities Upgrades - Academy Offices, Outdoor Spaces, Visual Identity	16-Jun-14
10101902	University HS	Small Learning Communities Facilities Upgrades - Academy Offices, Outdoor Spaces, Visual Identity	16-Jun-14
10366375	Marina Del Rey MS	Ramp To Stage	21-Jun-14
10100900	Los Angeles Academy MS	Replace Chiller Piping & Controls	30-Jun-14
10365218	Polytechnic HS	Remove Portables (2 Bldgs) PMP	15-Jul-14
10365226	Polytechnic HS	Portable Removal 1 Bldg PMP	15-Jul-14

Substantial Completion: Capital Improvement Program (CIP)

Project #	Project Name	Date
10004640	68th St. ES - Facelift	30-Jun-14
10004583	Apperson ES - Facelift	30-Jun-14
10003954	Fairfax HS - Auditorium Upgrades	15-Jul-14

Substantial Completion: School Upgrade Program (SUP)

Project #	Project Name	Date
10365737	Primary Academy PC - Replace Playground Matting	18-Jun-14
10365763	West Vernon ES - Replace Playground Matting	24-Jun-14
10365705	Haddon ES - Replace Playground Matting	30-Jun-14
10364021	Burroughs MS - IT Network Upgrade	3-Jul-14
10364033	Gardena HS - IT Network Upgrade	3-Jul-14
10364085	Young Continuation HS - IT Network Upgrade	3-Jul-14

DSA Certification: New Construction

Project #	Project Name	Date
------------------	---------------------	-------------



DSA Certification: Repair & Modernization

Project #	School Name	Project Description	Date
10104722	36th St. EEC	New Shade Shelter	18-Jun-14
10101953	Eagle Rock HS	Athletic Field Lighting	23-Jun-14
10103779	Plainview ES	3 ADA Ramps To Access Various Levels Of Campus	23-Jun-14
10105652	Maclay MS	Cops Gymnasium A/C	9-Jul-14
10103724	San Pedro HS	Fencing (Baseball Netting)	10-Jul-14
10101988	Fremont HS	Install New Synthetic Track & Field, Scoreboard & Field Lights	11-Jul-14

DSA Certification: Capital Improvement Program (CIP)

Project #	Project Name	Date
------------------	---------------------	-------------

DSA Certification: School Upgrade Program (SUP)

Project #	Project Name	Date
------------------	---------------------	-------------



NEW CONSTRUCTION CHANGE ORDER RATES

PROJECTS COMPLETED PRIOR TO 2014

Total Number of Projects Completed Prior to 2014		Seats	Original Contract Amount	Final Contract Amount	Total Change Order %	User Change Order %
Renovation	4 Projects	1,841	\$71,185,500	\$90,037,132	26.48%	2.69%
All Other Projects	202 Projects	137,406	\$4,997,843,477	\$5,335,500,680	6.76%	0.73%
Total	206 Projects	139,247	\$5,069,028,977	\$5,425,537,812	7.03%	0.76%

PROJECTS COMPLETED FROM 2014 FORWARD

Project Name	Seats	Date Complete	Original Contract Amount	Final Contract Amount	Total Change Order %	User Change Order %
(ii)						
Total	0 Projects					

GRAND TOTAL

Summary Totals		Seats	Original Contract Amount	Final Contract Amount	Total Change Order %	User Change Order %
Renovation	4 Projects	1,841	\$71,185,500	\$90,037,132	26.48%	2.69%
All Other Projects	202 Projects	137,406	\$4,997,843,477	\$5,335,500,680	6.76%	0.73%
Grand Total	206 Projects	139,247	\$5,069,028,977	\$5,425,537,812	7.03%	0.76%



REPAIR & MODERNIZATION CHANGE ORDER RATES

CONTRACTS COMPLETED PRIOR TO 2014

	Original Contract Amount	Final Contract Amount	Total Change Order %	User Change Order %
Total	\$2,537,328,445	\$2,830,755,429	11.56%	1.80%

CONTRACTS COMPLETED FROM 2014 FORWARD

School Name	Project Description	Date Complete	Original Contract Amount	Final Contract Amount	Total Change Order %	User Change Order %
112th St. ES	Fire Alarm System	Q1-2014	\$295,000	\$276,657	-6.22%	0.00%
Banning HS	Non Air Conditioned Space - Phase 1B	Q1-2014	\$387,000	\$440,869	13.92%	0.00%
Cheremoya ES	Air Conditioning - Auditorium	Q1-2014	\$222,000	\$241,230	8.66%	0.00%
Garfield HS	Replace Main Building / Auditorium	Q1-2014	\$41,500,000	\$52,021,594	25.35%	0.00%
Heliotrope ES	Provide Sanitary Building	Q1-2014	\$481,685	\$500,453	3.90%	0.00%
Los Angeles HS	Fire Alarm	Q1-2014	\$40,000	\$68,082	70.21%	0.00%
Monroe HS	Fire Damage Repair	Q1-2014	\$198,000	\$198,000	0.00%	0.00%
North Valley Occupational Center	Fire Alarm	Q1-2014	\$929,000	\$929,000	0.00%	0.00%
South Gate HS	Small Learning Community - Phase II	Q1-2014	\$1,146,522	\$1,292,542	12.74%	0.00%
Van Nuys HS	Small Learning Community - Phase II	Q1-2014	\$887,800	\$1,092,150	23.02%	0.00%
Cienega ES	Playfield & Learning Center	Q2-2014	\$1,094,000	\$1,253,159	14.55%	0.00%
Fleming MS	HVAC Repairs & Interim Housing	Q2-2014	\$2,486,000	\$2,799,350	12.60%	0.00%
Grant HS	Grandstands	Q2-2014	\$1,180,000	\$1,335,071	13.14%	0.00%
Kennedy HS	Small Learning Communities	Q2-2014	\$972,000	\$1,152,655	18.59%	0.00%
Locke EEC	Resurface Asphalt-Play Area/Pkg Lot	Q2-2014	\$644,000	\$667,897	3.71%	0.00%
Point Fermin ES	Classroom Air Conditioning	Q2-2014	\$778,400	\$826,761	6.21%	0.00%
Reseda HS	Science Room Renovation	Q2-2014	\$549,000	\$615,962	12.20%	0.00%
Revere MS	Provide Sanitary Building	Q2-2014	\$523,400	\$772,865	47.66%	0.00%
Los Angeles Academy MS	Plumbing	Q3-2014	\$1,334,000	\$1,402,714	5.15%	0.00%
Total			\$55,647,807	\$67,887,012	21.99%	0 %



GRAND TOTAL

Summary Totals	Original Contract Amount	Final Contract Amount	Total Change Order %	User Change Order %
Contracts Completed Prior to 2014	\$2,537,328,445	\$2,830,755,429	11.56%	1.80%
Contracts Completed from 2014 Forward	\$55,647,807	\$67,887,012	21.99%	0 %
Grand Total	\$2,592,976,252	\$2,898,642,441	11.79%	1.76%

Contracts include: Lump Sum, JOC, 17250 and 17406



REPAIR & MODERNIZATION CHANGE ORDER RATES

GRAND TOTAL BY PROJECT TYPE

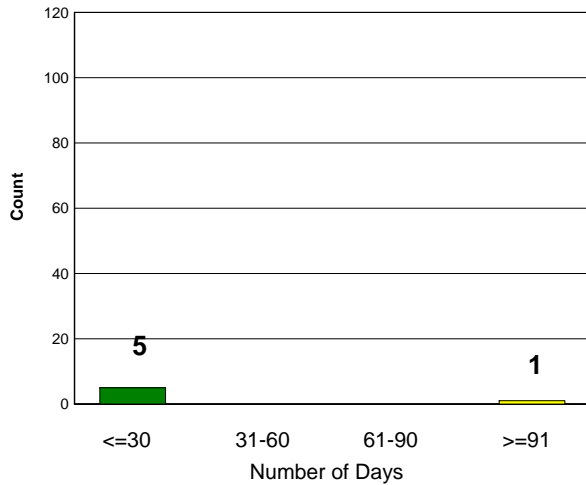
Project Type	Original Contract Amount	Final Contract Amount	Total Change Order %	User Change Order %
Adult & Career Education	\$30,445,000	\$34,100,403	12.01%	0.95%
Air Conditioning	\$279,663,979	\$323,920,934	15.83%	6.32%
Asbestos Abatement	\$23,785,783	\$23,783,102	-0.01%	1.81%
Athletic Facilities	\$60,538,781	\$71,155,599	17.54%	2.11%
Auditorium Renovations	\$16,391,914	\$22,027,969	34.38%	1.41%
Classroom Lighting	\$11,854,619	\$11,766,600	-0.74%	0.00%
Concrete Paving	\$7,899,573	\$7,876,930	-0.29%	0.06%
DSA Access Compliance	\$21,935,465	\$25,480,862	16.16%	0.72%
DSA Fire Alarm	\$307,884,831	\$366,103,307	18.91%	0.47%
Electrical / M&O Fire Alarm	\$12,329,143	\$13,562,631	10.00%	0.76%
Elevator Systems	\$8,085,523	\$8,488,833	4.99%	0.84%
Exterior Painting	\$45,200,309	\$48,134,811	6.49%	4.56%
Fire Damage Repair	\$198,000			0.00%
Floor Coverings	\$48,872,505	\$50,406,337	3.14%	0.43%
Food Services Modernization	\$53,972,368	\$60,100,903	11.35%	0.62%
Hazard Mitigation	\$58,845,477	\$60,197,086	2.30%	1.17%
HVAC	\$80,290,658	\$89,682,704	11.70%	0.42%
Interior Painting	\$35,746,570	\$36,479,641	2.05%	0.38%
Joint-Use Athletic Field/Outdoor Facility	\$14,122,284	\$16,548,586	17.18%	0.76%
Library Renovation	\$7,550,263	\$9,043,614	19.78%	0.21%
Lockers	\$2,307,893	\$2,437,711	5.62%	3.27%
Lunch Shelters	\$18,546,927	\$20,335,357	9.64%	0.95%
Modernizations	\$245,497,820	\$292,016,387	18.95%	1.12%
New / Upgrade Library (Core)	\$4,338,500	\$4,841,423	11.59%	0.00%
New Building "Existing Facilities"	\$30,468,756	\$36,271,194	19.04%	0.75%
Paving / Greening / Equipment	\$169,506,523	\$185,007,156	9.14%	1.90%
Plumbing / Irrigation	\$64,112,588	\$66,743,327	4.10%	1.07%
Portables	\$28,615,227	\$31,610,162	10.47%	0.52%
Qualified Zone Academy Bonds (QZAB)	\$18,419,510	\$21,753,903	18.10%	2.23%
Roofing	\$62,145,507	\$63,705,222	2.51%	0.32%
Safety & Technology	\$592,067,781	\$635,030,591	7.26%	1.37%
Security System / CCTV	\$2,446,900	\$2,800,565	14.45%	0.00%
Seismic Retrofit	\$98,182,704	\$111,669,537	13.74%	3.02%
Sheet Metal / Fencing	\$26,426,916	\$27,342,069	3.46%	0.53%
Small Learning Communities	\$35,821,455	\$42,029,605	17.33%	0.60%
Wall Systems	\$20,132,073	\$21,234,887	5.48%	1.85%
Year-Round Air Conditioning Auditorium	\$17,310,277	\$18,935,353	9.39%	0.45%
Year-Round Air Conditioning Gym	\$31,217,129	\$36,019,561	15.38%	0.85%
Total	\$2,593,177,531	\$2,898,644,859	11.79%	1.76%



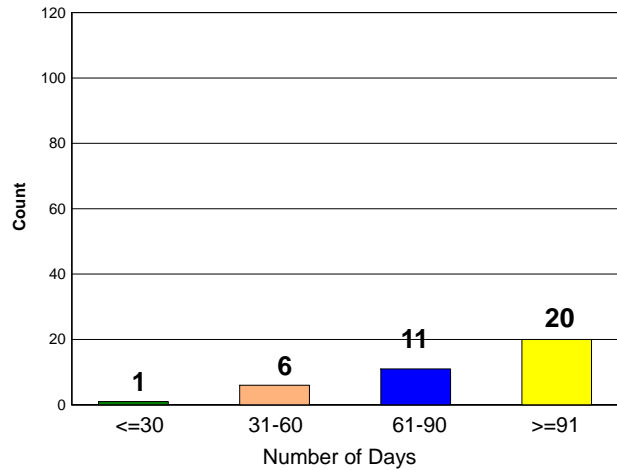
CHANGE ORDER PROCESSING TIME

New Construction

Open Change Orders



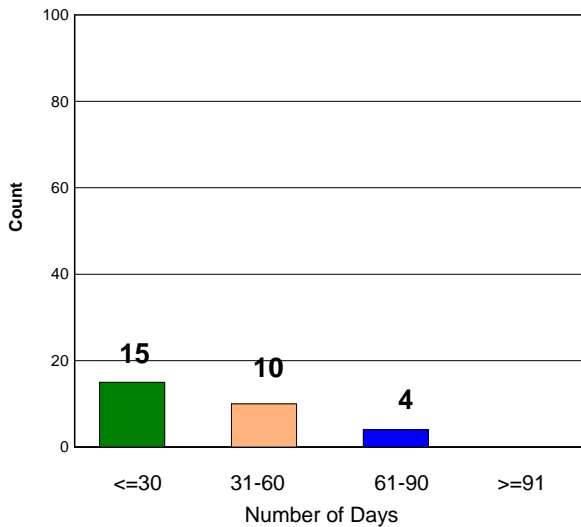
Approved from 6/16/14 to 7/15/14



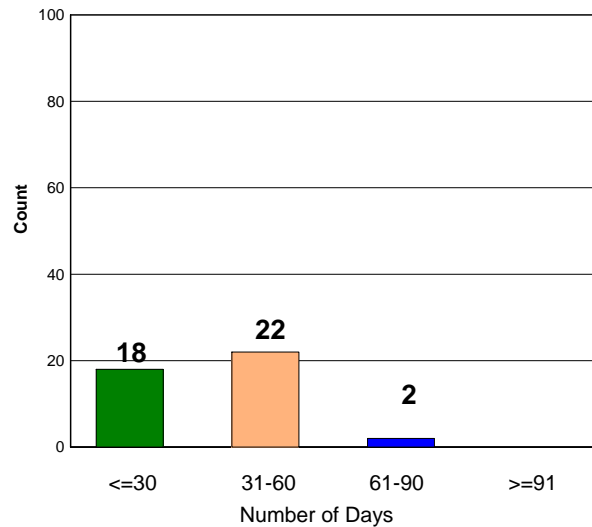
NC Total Approved for this period : **38**
Average Number of Days: **96**

Repair & Modernization

Open Change Orders



Approved from 6/16/14 to 7/15/14



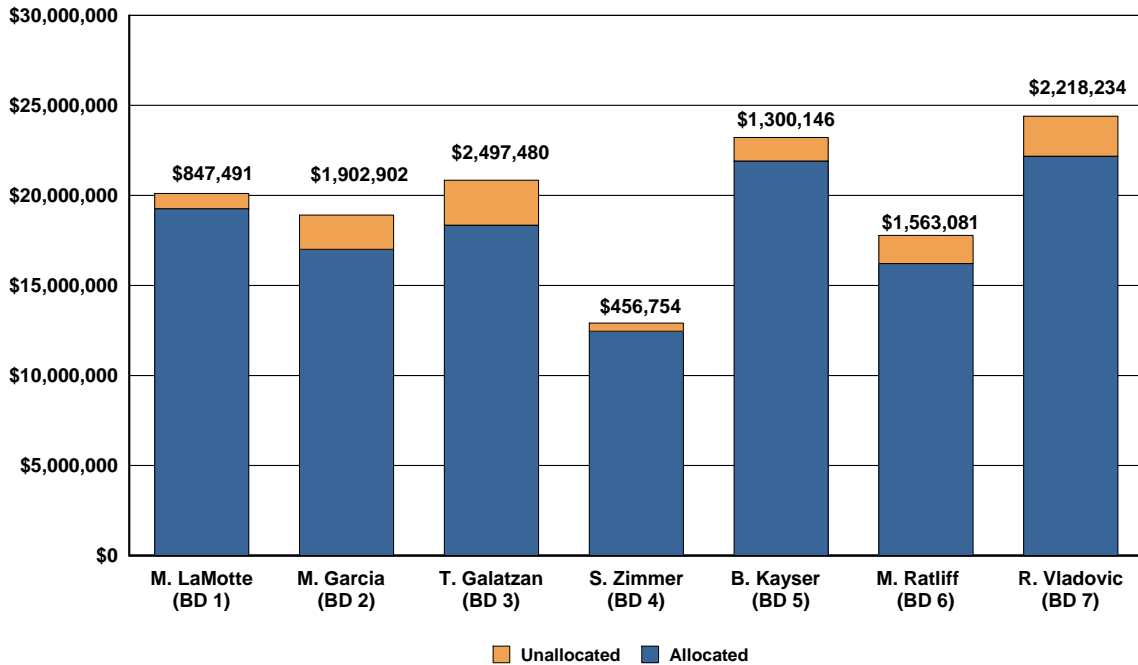
EF Total Approved for this period: **42**
Average Number of Days: **35**

Data for Open Change Orders as of August 6, 2014

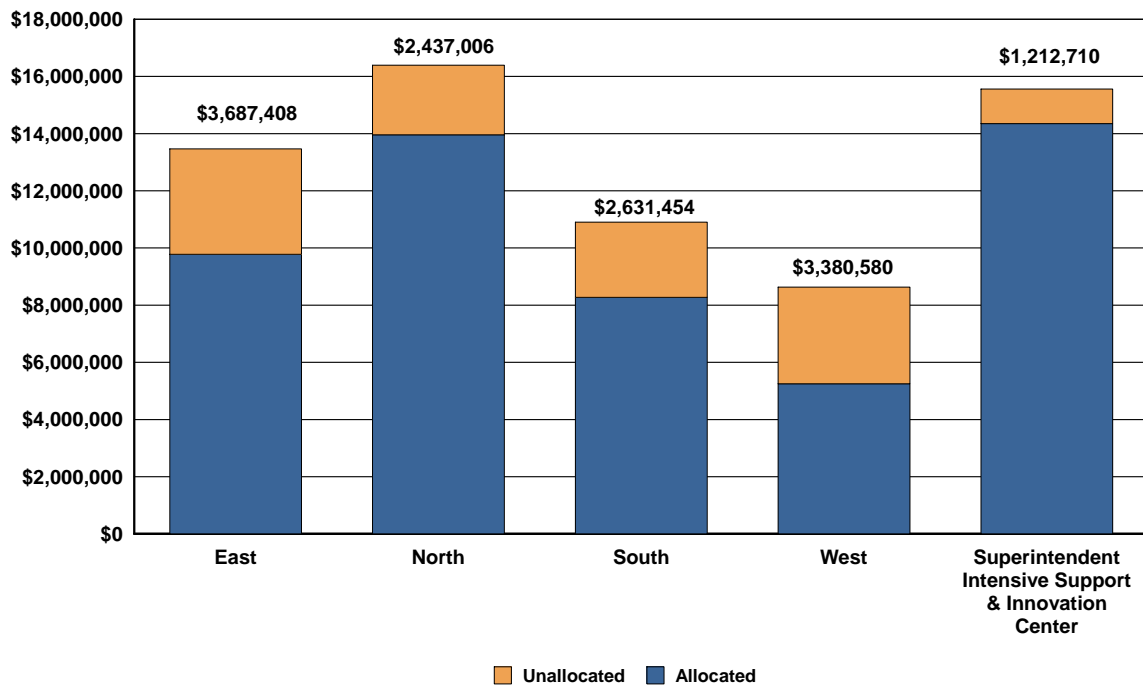


UNALLOCATED BOND FUNDS

BOARD MEMBER DISCRETIONARY BOND FUNDS



EDUCATIONAL SERVICE CENTER ALTERATIONS & IMPROVEMENTS BOND FUNDS



Unallocated Bond Funds as of July 1, 2013

**FEDERAL STIMULUS BOND STATUS (BAB AND QSCB)**

Local Bond Measure	Bond Type	Amount Issued*	Expenditures as of 7/15/14	% Expended	Remaining to Spend
Measure K	Build America Bonds	\$199,898,054	\$161,828,379	80.96%	\$38,069,675
Measure R	Build America Bonds	\$840,218,663	\$791,906,680	94.25%	\$48,311,983
Measure Y	Build America Bonds	\$1,579,005,124	\$1,280,833,305	81.12%	\$298,171,819
Measure Y	Qualified School Construction Bond	\$608,594,112	\$608,594,112	100.00%	\$0
		\$3,227,715,953	\$2,843,162,476	88.09%	\$384,553,477

*net cost of issuance

Between October 2009 and May 2010, LAUSD sold more than \$4 billion of Measure K, Measure R and Measure Y General Obligation Bonds (GO Bonds) in an effort to ensure the District could complete the current bond program as planned.

The GO Bonds included traditional tax exempt bonds as well as Build America Bonds (BABs) and Qualified School Construction Bonds (QSCBs). BABs are taxable municipal bonds that require the Federal government to pay State or local government issuers a payment equal to 35% of the interest payments on those bonds, which lowers the issuer's cost of borrowing. QSCBs provide Federal tax credits for bondholders in lieu of interest in order to reduce an issuer's cost of borrowing and must be spent within three years of issuance.

The table above shows the amount of BABs and QSCBs issued by LAUSD, how much has been spent and how much is remaining to spend.



BOARD OF EDUCATION ACTIONS

RECENT BOARD ACTIONS

Report #	Action Item	BOC Date	Board Date
N/A			8-Jul-14