



FACILITIES SERVICES DIVISION

Consolidated Monthly Program Status Report

Prepared for
Bond Oversight Committee
December 2014

Data Through November 15, 2014



Consolidated Monthly Program Status Report

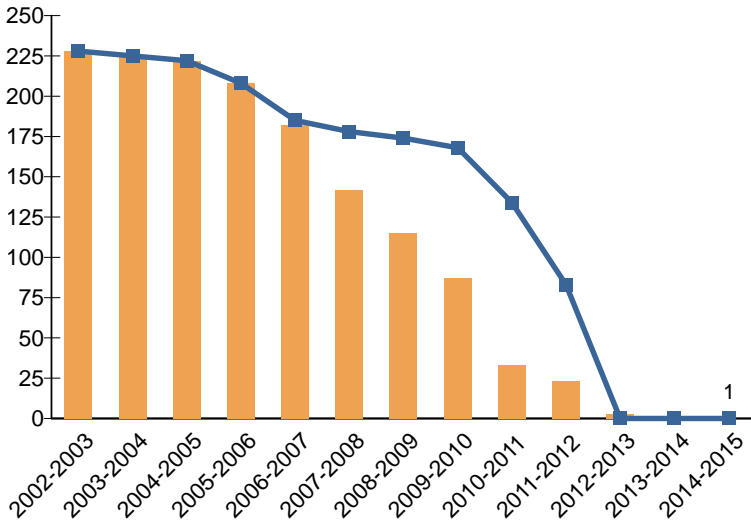
TABLE OF CONTENTS

Program Goals	1
Key Deliverables	2
Monthly Progress	4
New Construction Change Order Rates	9
Repair & Modernization Change Order Rates	10
Change Order Processing Time	13
Unallocated Bond Funds	14
Federal Stimulus Bond Status (BAB and QSCB)	15
Board of Education Actions	16

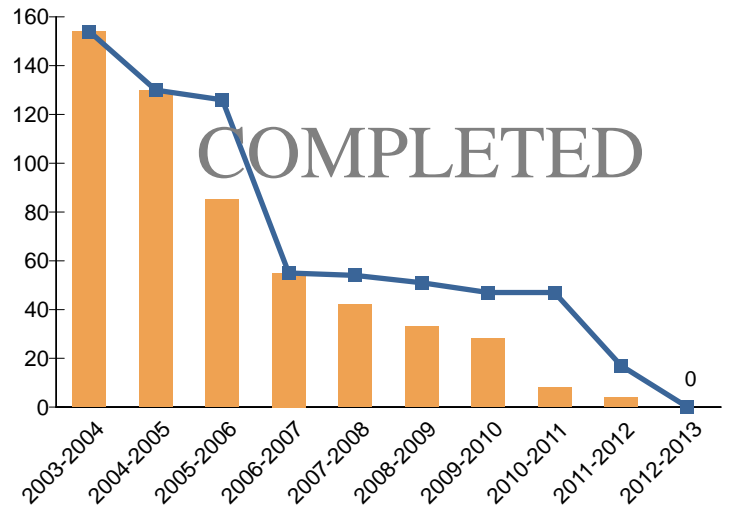


PROGRAM GOALS

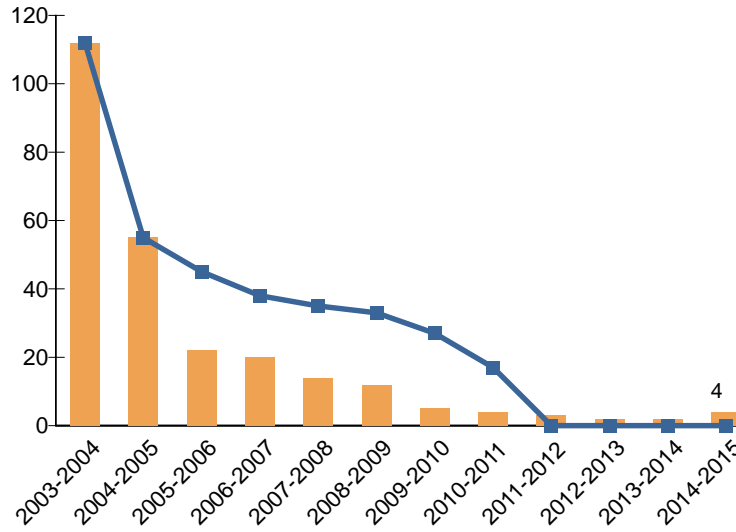
Schools on Multi-Track Calendar



Schools on Concept 6 Calendar



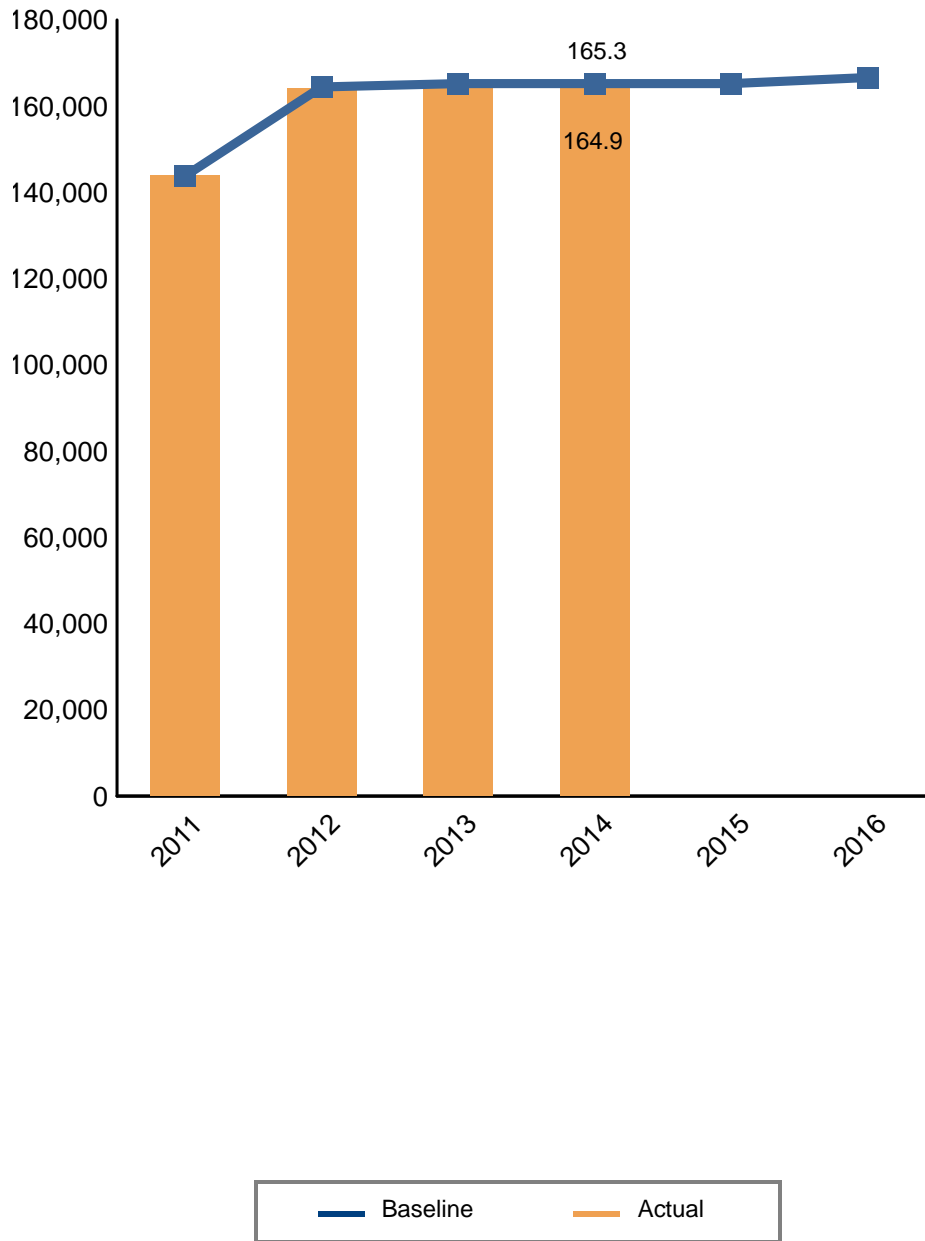
Schools with Involuntary Busing





KEY DELIVERABLES

New Seat Delivery

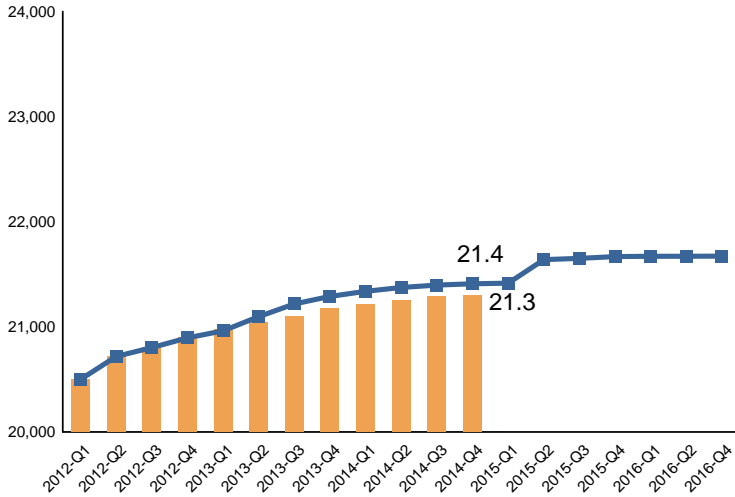


New Seat Delivery chart above includes only New Construction projects. Actual data is adjusted at School Occupancy. Baseline is the 2013 Facilities Services Division Strategic Execution Plan

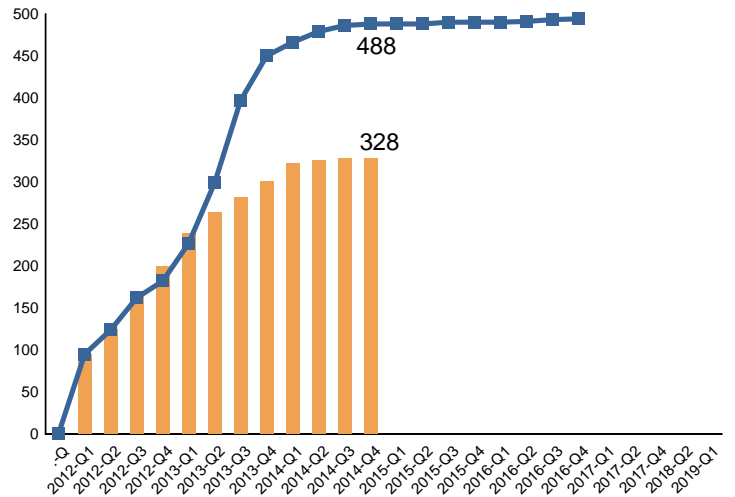


KEY DELIVERABLES

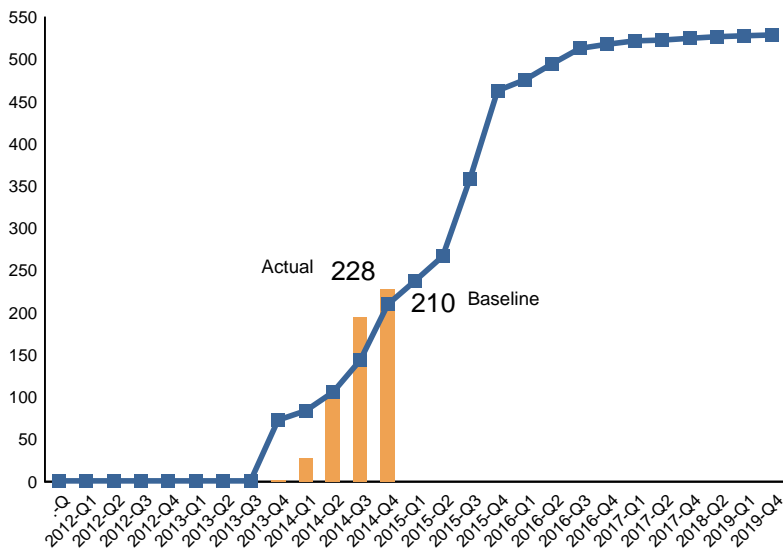
Repair & Modernization Project Completion



CIP Project Completion



SUP Project Completion



Actual data in the charts above is adjusted at Substantial Completion. Baseline is the 2013 Facilities Services Division Strategic Execution Plan as amended by Board of Education actions to date. In addition, Repair & Modernization Baseline and Actual data exclude projects categorized as "Completed By Other Means". The 306 projects approved by the Board on June 18, 2013 have been moved from CIP to SUP Baseline. SUP framework was approved on January 14, 2014.



MONTHLY PROGRESS

NTP Design: New Construction

Project #	Project Name	Date
N/A		

NTP Design: Repair & Modernization

Project #	School Name	Project Description	Date
-----------	-------------	---------------------	------

NTP Design: Capital Improvement Program (CIP)

Project #	Project Name	Date
-----------	--------------	------

NTP Design: School Upgrade Program (SUP)

Project #	Project Name	Date
-----------	--------------	------

DSA Approval: New Construction

Project #	Project Name	Date
N/A		

DSA Approval: Repair & Modernization

Project #	School Name	Project Description	Date
-----------	-------------	---------------------	------

DSA Approval: Capital Improvement Program (CIP)

Project #	Project Name	Date
-----------	--------------	------



DSA Approval: School Upgrade Program (SUP)

Project #	Project Name	Date
-----------	--------------	------

NTP Construction: New Construction

Project #	Project Name	Date
N/A		

NTP Construction: Repair & Modernization

Project #	School Name	Project Description	Date
10365224	Middleton ES	Remove Portables (1 Bldg)	24-Oct-14
10107449	Washington Preparatory HS	ADA Access Compliance (Shelters)	27-Oct-14
10108822	Walnut Park ES	Beam Repair	29-Oct-14
10366540	Leichman Special Education HS	New Ramp Stage	30-Oct-14
10365214	Belvedere MS	Remove Portables (2 Bldgs)	31-Oct-14
10366210	Windsor Hills Math/Science/Aerospace Magnet	Portable Removal (1 Bldg)	1-Nov-14
10365213	Toluca Lake ES	Remove Portable (1 Bldg)	3-Nov-14
10364343	Alexandria ES	Portable Removals	7-Nov-14
10005016	Cruz EEC	Safety Upgrades and Improvements	8-Nov-14
10366514	Avalon Gardens ES	Access Compliance Repairs	12-Nov-14
10366516	Edison MS	Access Compliance Repairs	12-Nov-14

NTP Construction: Capital Improvement Program (CIP)

Project #	Project Name	Date
-----------	--------------	------



NTP Construction: School Upgrade Program (SUP)

Project #	Project Name	Date
10363907	Clifford ES - IT Network Upgrade	17-Oct-14
10366015	Castle Heights ES - IT Network Upgrade	20-Oct-14
10366018	Clay MS - IT Network Upgrade	20-Oct-14
10366057	Leichman Special Education HS - IT Network Upgrade	21-Oct-14
10363858	20th St ES - IT Network Upgrade	22-Oct-14
10363902	Central Continuation HS - IT Network Upgrade	27-Oct-14
10363942	Glenfeliz ES - IT Network Upgrade	27-Oct-14
10365762	Welby Way ES - Replace Playground Matting	27-Oct-14
10366042	Hawaiian ES - IT Network Upgrade	27-Oct-14
10366049	Kennedy HS - IT Network Upgrade	27-Oct-14
10366050	Kester ES - IT Network Upgrade	27-Oct-14
10365727	Nestle ES - Replace Playground Matting	31-Oct-14
10365697	Dayton Heights ES - Replace Playground Matting	4-Nov-14
10365730	Olympic PC - Replace Playground Matting	15-Nov-14

Substantial Completion: New Construction

Project #	Project Name	Date

Substantial Completion: Repair & Modernization

Project #	School Name	Project Description	Date
10366468	O'Melveny ES	Restroom Upgrade	18-Oct-14
10366467	Santee Education Complex	Strobe Visual Aid - for Bells System	18-Oct-14
10364317	Dominguez ES	Portable Removals	21-Oct-14
10364337	San Gabriel ES	Portable Removals	7-Nov-14
10364349	San Miguel ES	Portable Removals	7-Nov-14
10005017	Broadous EEC	Safety Upgrades and Improvements	14-Nov-14

Substantial Completion: Capital Improvement Program (CIP)

Project #	Project Name	Date

**Substantial Completion: School Upgrade Program (SUP)**

Project #	Project Name	Date
10363910	Colfax Charter ES - IT Network Upgrade	16-Oct-14
10363903	Chandler ES - IT Network Upgrade	17-Oct-14
10365725	Monte Vista ES - Replace Playground Matting	17-Oct-14
10364008	Walnut Park ES - IT Network Upgrade	20-Oct-14
10363900	Carson ES - IT Network Upgrade	22-Oct-14
10363972	Mayberry ES - IT Network Upgrade	23-Oct-14
10365735	Plummer ES - Replace Playground Matting	23-Oct-14
10364088	186th St ES - Roofing	24-Oct-14
10363901	Castelar ES - IT Network Upgrade	28-Oct-14
10363980	Normandie ES - IT Network Upgrade	28-Oct-14
10364003	Trinity ES - IT Network Upgrade	30-Oct-14
10363993	San Antonio ES - IT Network Upgrade	31-Oct-14
10364095	Bancroft MS - Emergency Generator and Lighting System	31-Oct-14
10365684	Burton ES - Replace Playground Matting	31-Oct-14
10363935	Gardena ES - IT Network Upgrade	1-Nov-14
10365715	Leichman Special Education HS - Replace Playground Matting	3-Nov-14
10365700	Emelita ES - Replace Playground Matting	5-Nov-14
10364132	Vanalden ES - Roofing	7-Nov-14
10365769	Yorkdale ES - Replace Playground Matting	7-Nov-14
10363879	Arminta ES - IT Network Upgrade	10-Nov-14
10363886	Brainard ES - IT Network Upgrade	10-Nov-14
10363916	Delevan ES - IT Network Upgrade	10-Nov-14
10364127	South Gate HS - Roofing	10-Nov-14
10366024	Downtown Magnets HS: Downtown Business Magnet - IT Network Upgrade	10-Nov-14
10364012	Yorkdale ES - IT Network Upgrade	12-Nov-14
10365750	Superior ES - Replace Playground Matting	14-Nov-14



DSA Certification: New Construction

Project #	Project Name	Date
10000075	Manual Arts New ES #1	16-Oct-14
10000003	Ramona Opportunity HS	28-Oct-14

DSA Certification: Repair & Modernization

Project #	School Name	Project Description	Date
10104416	Griffith-Joyner ES	Fire Alarm System	20-Oct-14
10106292	Griffith-Joyner ES	Clrms, Safety & Tech.	20-Oct-14
10364152	Griffith-Joyner ES	Clrms, Safety/Tech - Low Voltage	20-Oct-14
10103638	Washington Preparatory HS	Replace Split Air Conditioning System	20-Oct-14
10105131	Jefferson HS	Small Learning Communities Facilities Upgrades - Satellite Academy Offices	21-Oct-14
10105132	Jefferson HS	Small Learning Communities Facilities Upgrades - (Phase 1) Outdoor Spaces, Visual Identity	21-Oct-14
10105133	Jefferson HS	Small Learning Communities Facilities Upgrades Satellite Academy Office Modifications - Interior Graphics	21-Oct-14
10103841	South Park ES	New Assembly/Food Service Building	21-Oct-14
10104591	Edison MS	Fire Alarm System	22-Oct-14
10106430	Edison MS	Clrms, Safety & Tech.	22-Oct-14
10104523	Banning HS	Girls Rest Room Upgrade, Woodsen Hall	24-Oct-14

DSA Certification: Capital Improvement Program (CIP)

Project #	Project Name	Date
10004555	Banneker Special Education Center - Photovoltaic Installation	16-Oct-14

DSA Certification: School Upgrade Program (SUP)

Project #	Project Name	Date
-----------	--------------	------



NEW CONSTRUCTION CHANGE ORDER RATES

PROJECTS COMPLETED PRIOR TO 2014

Total Number of Projects Completed Prior to 2014		Seats	Original Contract Amount	Final Contract Amount	Total Change Order %	User Change Order %
Renovation	6 Projects	2,541	\$117,264,500	\$151,285,111	29.01%	3.00%
All Other Projects	402 Projects	239,059	\$8,562,533,200	\$9,133,927,358	6.67%	0.71%
Total	408 Projects	241,600	\$8,679,797,700	\$9,285,212,469	6.97%	0.74%

PROJECTS COMPLETED FROM 2014 FORWARD

Project Name	Seats	Date Complete	Original Contract Amount	Final Contract Amount	Total Change Order %	User Change Order %
Total	0 Projects					

GRAND TOTAL

Summary Totals		Seats	Original Contract Amount	Final Contract Amount	Total Change Order %	User Change Order %
Renovation	6 Projects	2,541	\$117,264,500	\$151,285,111	29.01%	3.00%
All Other Projects	402 Projects	239,059	\$8,562,533,200	\$9,133,927,358	6.67%	0.71%
Grand Total	408 Projects	241,600	\$8,679,797,700	\$9,285,212,469	6.97%	0.74%



REPAIR & MODERNIZATION CHANGE ORDER RATES

CONTRACTS COMPLETED PRIOR TO 2014

	Original Contract Amount	Final Contract Amount	Total Change Order %	User Change Order %
Total	\$2,537,469,845	\$2,830,921,135	11.56%	1.80%

CONTRACTS COMPLETED FROM 2014 FORWARD

School Name	Project Description	Date Complete	Original Contract Amount	Final Contract Amount	Total Change Order %	User Change Order %
112th St. ES	Fire Alarm System	Q1-2014	\$295,000	\$276,657	-6.22%	0.00%
Banning HS	Non Air Conditioned Space - Phase 1B	Q1-2014	\$387,000	\$438,369	13.27%	0.00%
Cheremoya ES	Air Conditioning - Auditorium	Q1-2014	\$222,000	\$241,230	8.66%	0.00%
Garfield HS	Replace Main Building / Auditorium	Q1-2014	\$41,500,000	\$52,509,373	26.53%	0.00%
Heliotrope ES	Provide Sanitary Building	Q1-2014	\$481,685	\$500,453	3.90%	0.00%
Los Angeles HS	Fire Alarm	Q1-2014	\$40,000	\$68,082	70.21%	0.00%
Monroe HS	Fire Damage Repair	Q1-2014	\$198,000	\$198,000	0.00%	0.00%
North Valley Occupational Center	Fire Alarm	Q1-2014	\$929,000	\$929,000	0.00%	0.00%
South Gate HS	Small Learning Community - Phase II	Q1-2014	\$1,146,522	\$1,292,542	12.74%	0.00%
Van Nuys HS	Small Learning Community - Phase II	Q1-2014	\$887,800	\$1,155,439	30.15%	0.00%
Cienega ES	Playfield & Learning Center	Q2-2014	\$1,094,000	\$1,253,159	14.55%	0.00%
Crenshaw HS	Wellness Center	Q2-2014	\$2,362,500	\$2,517,155	6.55%	0.00%
Fleming MS	HVAC Repairs & Interim Housing	Q2-2014	\$2,486,000	\$2,799,350	12.60%	0.00%
Grant HS	Grandstands	Q2-2014	\$1,180,000	\$1,335,071	13.14%	0.00%
Hollywood HS	Track and Field Improvement	Q2-2014	\$4,450,000	\$4,450,000	0.00%	0.00%
Hollywood HS	SLC DSA	Q2-2014	\$1,175,000	\$1,373,873	16.93%	0.00%
Kennedy HS	Small Learning Communities	Q2-2014	\$972,000	\$1,184,475	21.86%	0.00%
Locke EEC	Resurface Asphalt-Play Area/Pkg Lot	Q2-2014	\$644,000	\$689,021	6.99%	0.00%
Los Angeles Academy MS	Plumbing	Q2-2014	\$1,334,000	\$1,410,856	5.76%	0.00%
Point Fermin ES	Classroom Air Conditioning	Q2-2014	\$778,400	\$832,955	7.01%	0.00%



CONTRACTS COMPLETED FROM 2014 FORWARD

School Name	Project Description	Date Complete	Original Contract Amount	Final Contract Amount	Total Change Order %	User Change Order %
Reseda HS	Science Room Renovation	Q2-2014	\$549,000	\$629,875	14.73%	0.00%
Revere MS	Provide Sanitary Building	Q2-2014	\$523,400	\$812,715	55.28%	0.00%
University HS	Office Modernization - Phase I	Q2-2014	\$1,228,400	\$1,445,603	17.68%	0.00%
Harrison ES	Completion of Phase II & III Ceiling Repair	Q3-2014	\$1,515,000	\$1,717,945	13.40%	0.00%
Locke HS	Athletic Facility Alterations	Q3-2014	\$1,760,000	\$2,121,623	20.55%	0.00%
Markham MS	Air Condition for Music Building , Shop Building and Library; Fire Alarm	Q3-2014	\$805,000	\$814,723	1.21%	0.00%
Markham MS	Air Condition for Music Building , Shop Building and Library; Fire Alarm	Q3-2014	\$2,185,000	\$2,353,326	7.70%	0.00%
Nobel MS	Replace Boilers and Chiller	Q3-2014	\$2,278,200	\$2,637,276	15.76%	0.00%
Perez Special Education Center	Roofing	Q3-2014	\$387,419	\$394,429	1.81%	0.00%
Reseda HS	Auditorium Renovation	Q3-2014	\$286,000	\$282,138	-1.35%	0.00%
University HS	HVAC Upgrade	Q3-2014	\$5,230,000	\$6,361,647	21.64%	0.00%
Wilson HS	SLC Modernization Phase 2B	Q3-2014	\$694,060	\$728,977	5.03%	0.00%
El Camino Real HS	Roofing	Q4-2014	\$1,018,000	\$1,018,000	0.00%	0.00%
Total			\$81,022,386	\$96,773,338	19.44%	0 %

GRAND TOTAL

Summary Totals	Original Contract Amount	Final Contract Amount	Total Change Order %	User Change Order %
Contracts Completed Prior to 2014	\$2,537,469,845	\$2,830,921,135	11.56%	1.80%
Contracts Completed from 2014 Forward	\$81,022,386	\$96,773,338	19.44%	0 %
Grand Total	\$2,618,492,231	\$2,927,694,473	11.81%	1.74%

Contracts include: Lump Sum, JOC, 17250 and 17406



REPAIR & MODERNIZATION CHANGE ORDER RATES

GRAND TOTAL BY PROJECT TYPE

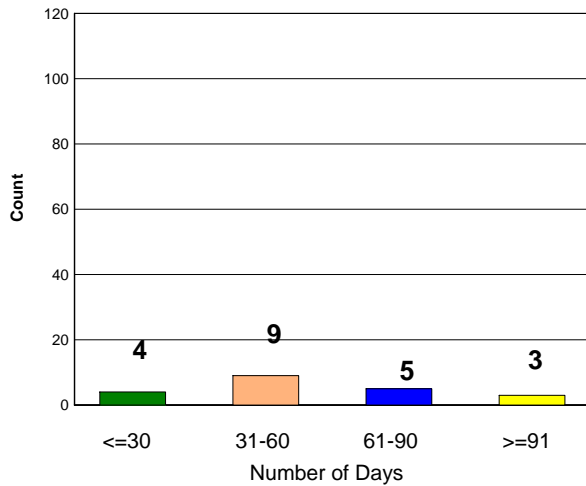
Project Type	Original Contract Amount	Final Contract Amount	Total Change Order %	User Change Order %
Adult & Career Education	\$30,445,000	\$34,100,403	12.01%	0.95%
Air Conditioning	\$279,663,979	\$323,920,934	15.83%	6.32%
Asbestos Abatement	\$23,785,783	\$23,783,102	-0.01%	1.81%
Athletic Facilities	\$66,748,781	\$77,727,222	16.45%	1.92%
Auditorium Renovations	\$16,677,914	\$22,310,108	33.77%	1.39%
Classroom Lighting	\$11,854,619	\$11,766,600	-0.74%	0.00%
Concrete Paving	\$7,899,573	\$7,898,054	-0.02%	0.06%
DSA Access Compliance	\$21,935,465	\$25,508,862	16.29%	0.72%
DSA Fire Alarm	\$307,884,831	\$366,103,307	18.91%	0.47%
Electrical / M&O Fire Alarm	\$12,329,143	\$13,562,631	10.00%	0.76%
Elevator Systems	\$8,085,523	\$8,488,833	4.99%	0.84%
Exterior Painting	\$45,200,309	\$48,134,811	6.49%	4.56%
Fire Damage Repair	\$198,000			0.00%
Floor Coverings	\$48,872,505	\$50,406,337	3.14%	0.43%
Food Services Modernization	\$54,113,768	\$60,258,620	11.36%	0.62%
Hazard Mitigation	\$58,845,477	\$60,197,086	2.30%	1.17%
HVAC	\$88,510,658	\$99,216,095	12.10%	0.38%
Interior Painting	\$35,746,570	\$36,479,641	2.05%	0.38%
Joint-Use Athletic Field/Outdoor Facility	\$14,122,284	\$16,548,586	17.18%	0.76%
Library Renovation	\$7,550,263	\$9,043,614	19.78%	0.21%
Lockers	\$2,307,893	\$2,437,711	5.62%	3.27%
Lunch Shelters	\$18,546,927	\$20,335,357	9.64%	0.95%
Modernizations	\$246,726,220	\$293,943,312	19.14%	1.12%
New / Upgrade Library (Core)	\$4,338,500	\$4,841,423	11.59%	0.00%
New Building "Existing Facilities"	\$32,831,256	\$38,788,349	18.14%	0.70%
Paving / Greening / Equipment	\$169,506,523	\$185,007,156	9.14%	1.90%
Plumbing / Irrigation	\$66,390,788	\$69,388,745	4.52%	1.03%
Portables	\$28,615,227	\$31,650,012	10.61%	0.52%
Qualified Zone Academy Bonds (QZAB)	\$18,419,510	\$21,753,903	18.10%	2.23%
Roofing	\$63,550,926	\$65,117,651	2.47%	0.31%
Safety & Technology	\$592,067,781	\$635,030,591	7.26%	1.37%
Security System / CCTV	\$2,446,900	\$2,800,565	14.45%	0.00%
Seismic Retrofit	\$98,182,704	\$111,669,537	13.74%	3.02%
Sheet Metal / Fencing	\$26,426,916	\$27,342,069	3.46%	0.53%
Small Learning Communities	\$37,690,515	\$44,227,922	17.34%	0.57%
Wall Systems	\$21,647,073	\$22,952,831	6.03%	1.72%
Year-Round Air Conditioning Auditorium	\$17,310,277	\$18,935,353	9.39%	0.45%
Year-Round Air Conditioning Gym	\$31,217,129	\$36,019,561	15.38%	0.85%
Total	\$2,618,693,510	\$2,927,696,891	11.81%	1.74%



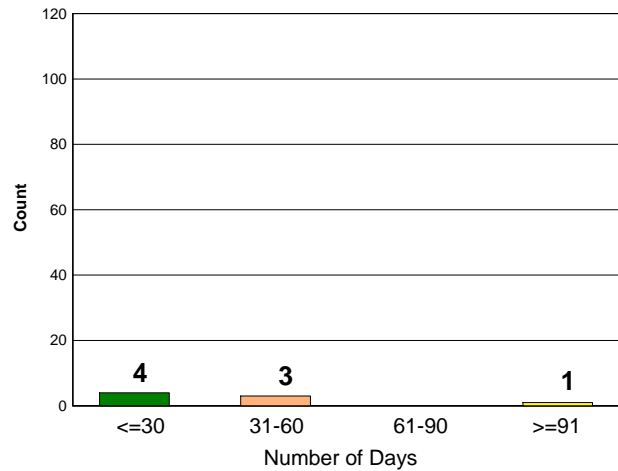
CHANGE ORDER PROCESSING TIME

New Construction

Open Change Orders



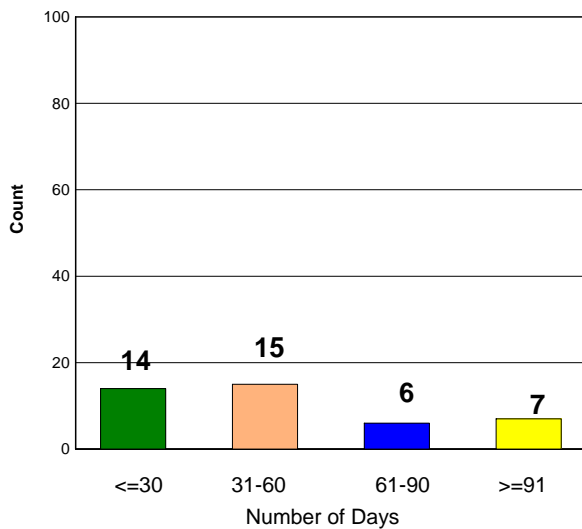
Approved from 10/16/14 to 11/15/14



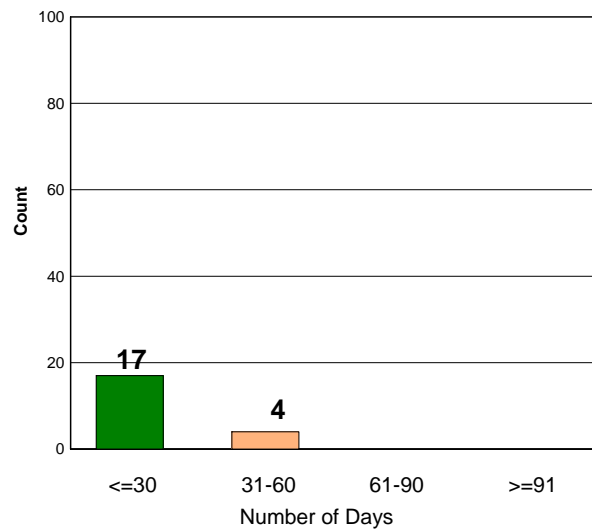
NC Total Approved for this period : **8**
Average Number of Days: **44**

Repair & Modernization

Open Change Orders



Approved from 10/16/14 to 11/15/14



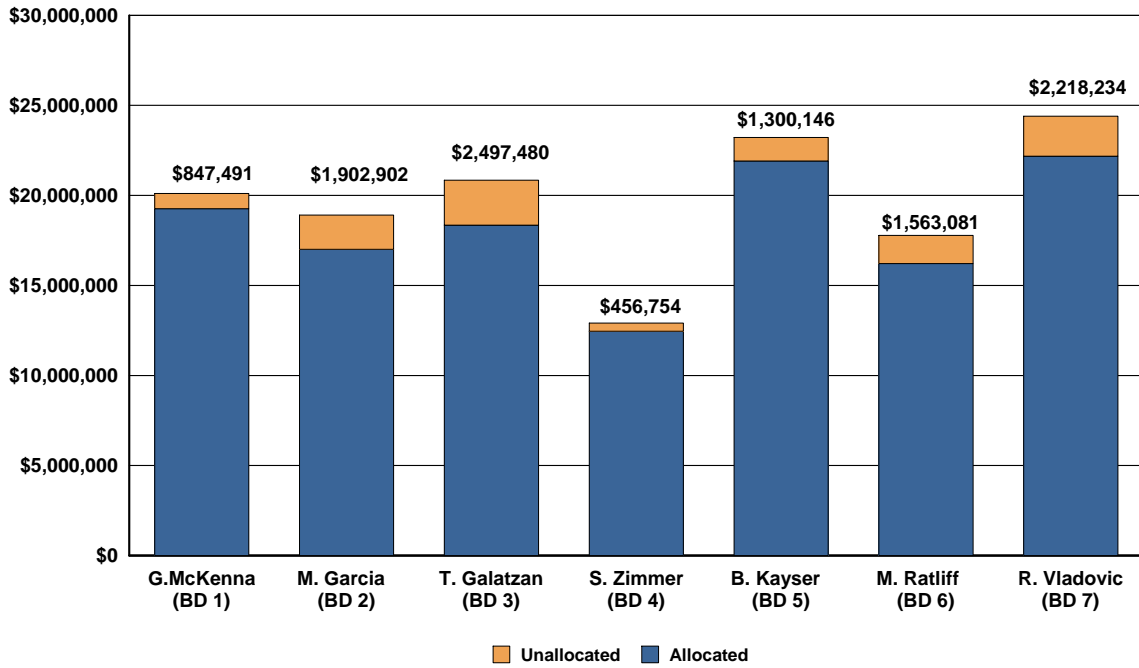
EF Total Approved for this period: **21**
Average Number of Days: **26**

Data for Open Change Orders as of December 9, 2014

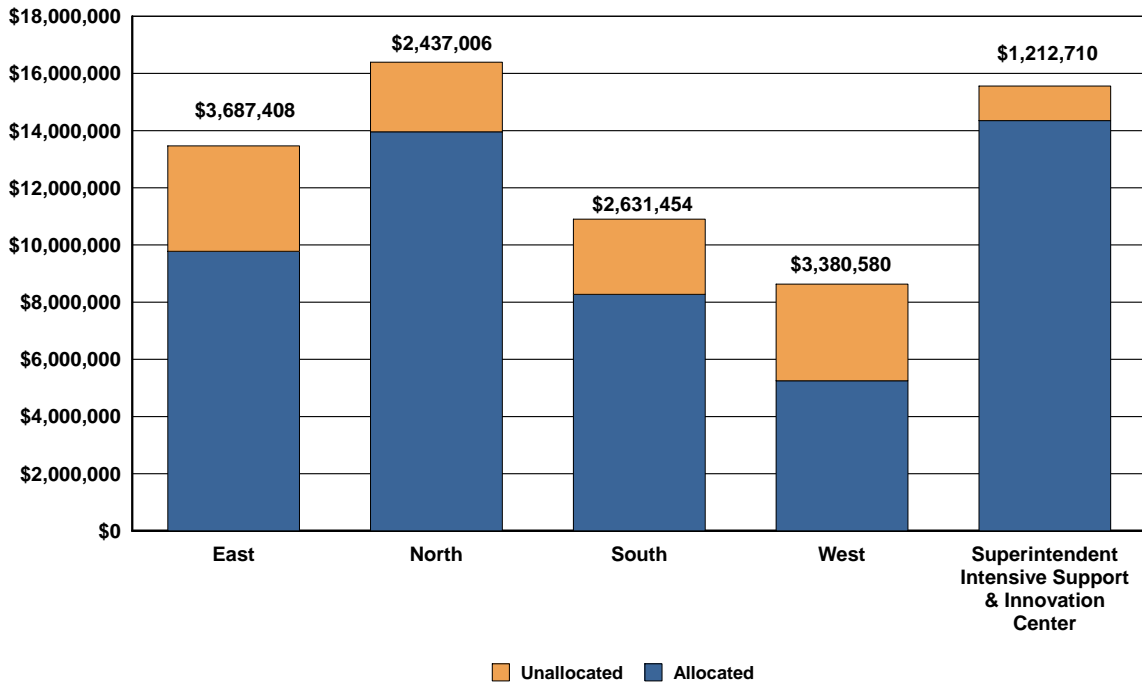


UNALLOCATED BOND FUNDS

BOARD MEMBER DISCRETIONARY BOND FUNDS



EDUCATIONAL SERVICE CENTER ALTERATIONS & IMPROVEMENTS BOND FUNDS



Unallocated Bond Funds as of July 1, 2013

**FEDERAL STIMULUS BOND STATUS (BAB AND QSCB)**

Local Bond Measure	Bond Type	Amount Issued*	Expenditures as of 11/15/14	% Expended	Remaining to Spend
Measure K	Build America Bonds	\$199,898,054	\$163,157,454	81.62%	\$36,740,600
Measure R	Build America Bonds	\$840,218,663	\$790,705,008	94.11%	\$49,513,655
Measure Y	Build America Bonds	\$1,579,005,124	\$1,347,596,841	85.34%	\$231,408,283
Measure Y	Qualified School Construction Bond	\$608,594,112	\$608,594,112	100.00%	\$0
		\$3,227,715,953	\$2,910,053,415	90.16%	\$317,662,538

*net cost of issuance

Between October 2009 and May 2010, LAUSD sold more than \$4 billion of Measure K, Measure R and Measure Y General Obligation Bonds (GO Bonds) in an effort to ensure the District could complete the current bond program as planned.

The GO Bonds included traditional tax exempt bonds as well as Build America Bonds (BABs) and Qualified School Construction Bonds (QSCBs). BABs are taxable municipal bonds that require the Federal government to pay State or local government issuers a payment equal to 35% of the interest payments on those bonds, which lowers the issuer's cost of borrowing. QSCBs provide Federal tax credits for bondholders in lieu of interest in order to reduce an issuer's cost of borrowing and must be spent within three years of issuance.

The table above shows the amount of BABs and QSCBs issued by LAUSD, how much has been spent and how much is remaining to spend.



BOARD OF EDUCATION ACTIONS

UPCOMING BOARD ACTIONS IN DECEMBER 2014

Report #	Action Item	BOC Date	Board Date
171-14/15	Amendment to the Facilities Services Division Strategic Execution Plan to Define and Approve Ten Sustainable Environment Enhancement Developments for Schools (SEEDS) Projects	30-Oct-14	18-Nov-14
172-14/15	Amendment to the Facilities Services Division Strategic Execution Plan to Define and Approve Seven Projects that Address Critical School Repair Needs	30-Oct-14	18-Nov-14
173-14/15	Amendment to the Facilities Services Division Strategic Execution Plan to Define and Approve Capital Improvement Projects to Enhance Accessibility for Staff and Students with Disabilities at Nine Schools	30-Oct-14	18-Nov-14