



FACILITIES SERVICES DIVISION

Consolidated Monthly Program Status Report



Consolidated Monthly Program Status Report

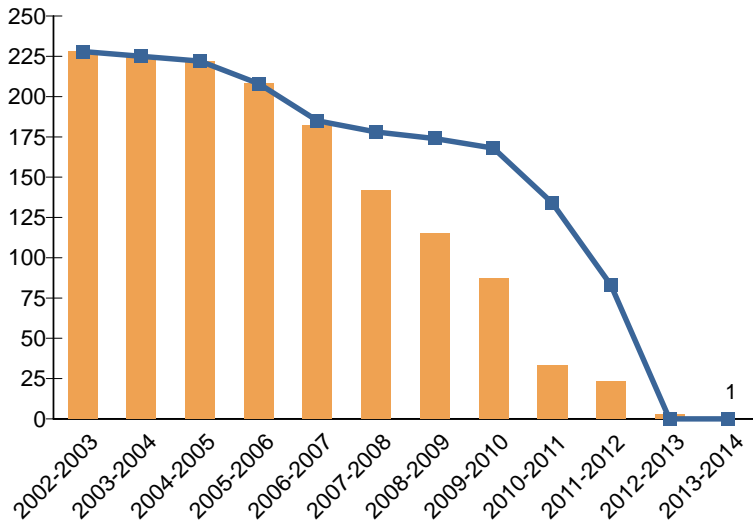
TABLE OF CONTENTS

Program Goals	1
Key Deliverables	2
Monthly Progress	4
New Construction Change Order Rates	8
Repair & Modernization Change Order Rates	9
Change Order Processing Time	14
Unallocated Bond Funds	15
Federal Stimulus Bond Status (BAB and QSCB)	16
Board of Education Actions	17

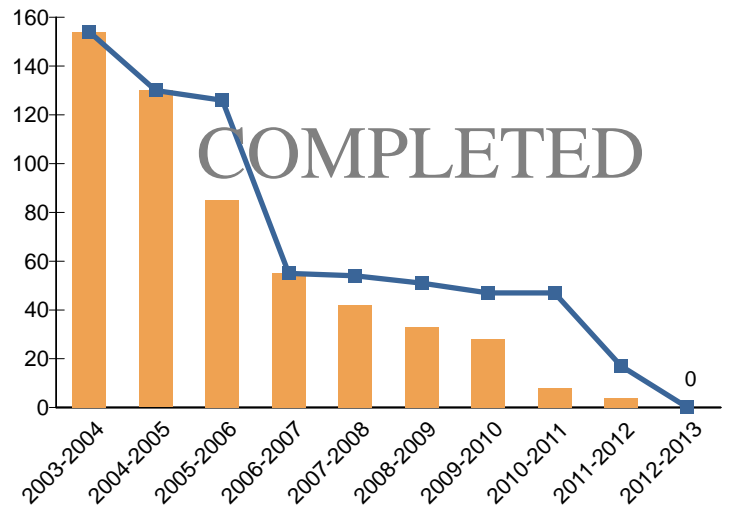


PROGRAM GOALS

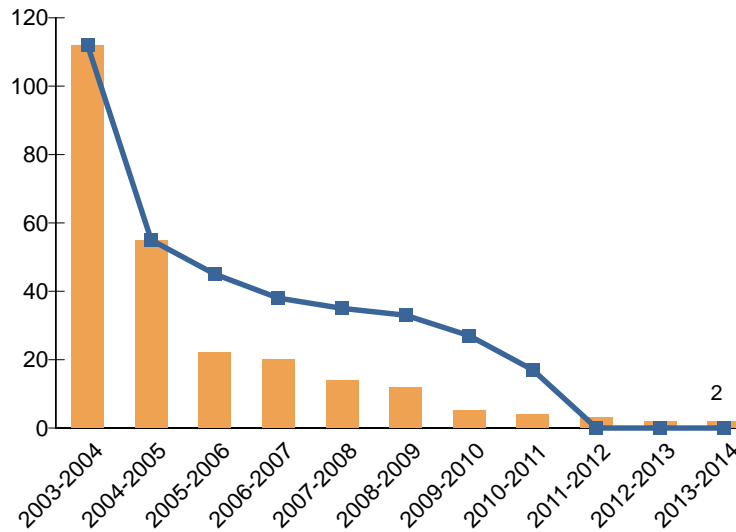
Schools on Multi-Track Calendar



Schools on Concept 6 Calendar



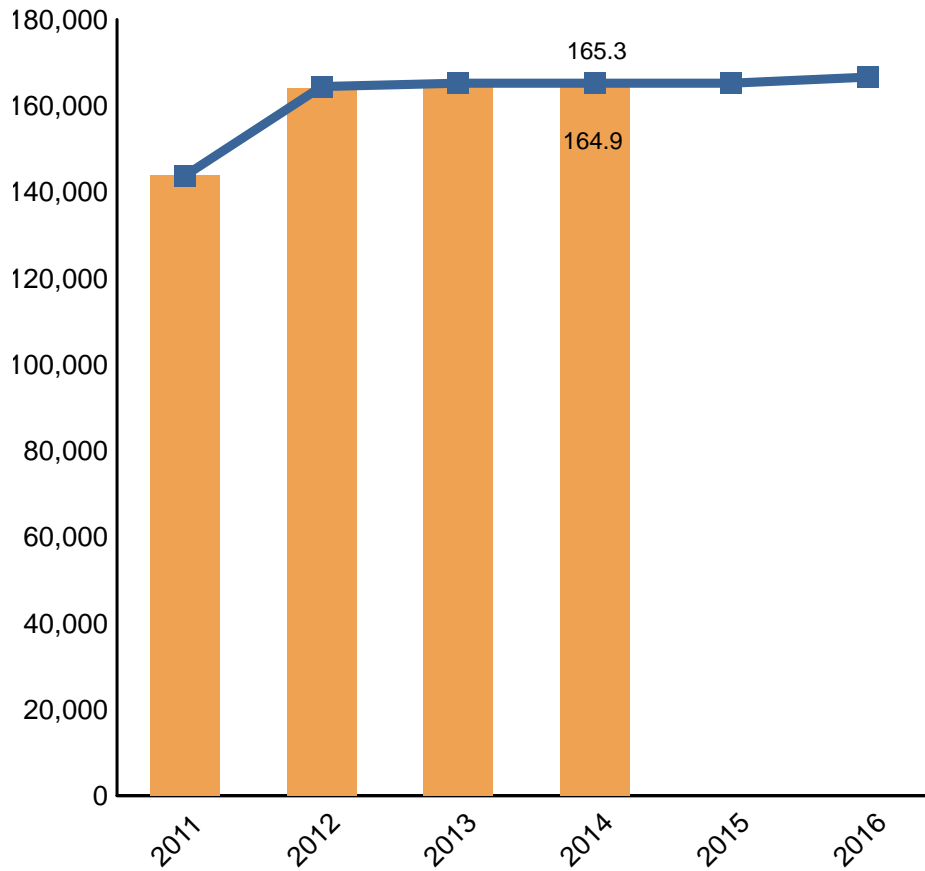
Schools with Involuntary Busing





KEY DELIVERABLES

New Seat Delivery

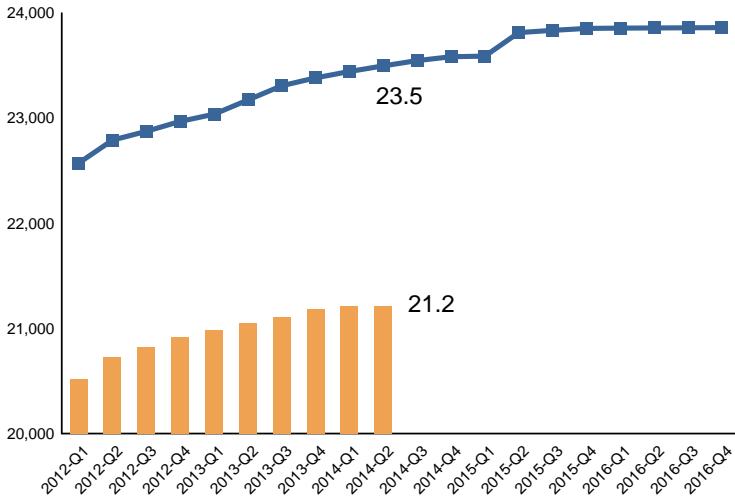


New Seat Delivery chart above includes only New Construction projects. Actual data is adjusted at School Occupancy. Baseline is the 2013 Facilities Services Division Strategic Execution Plan

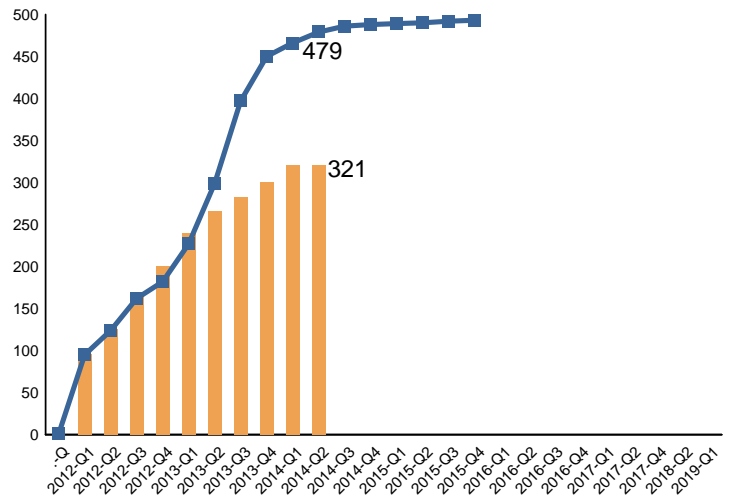


KEY DELIVERABLES

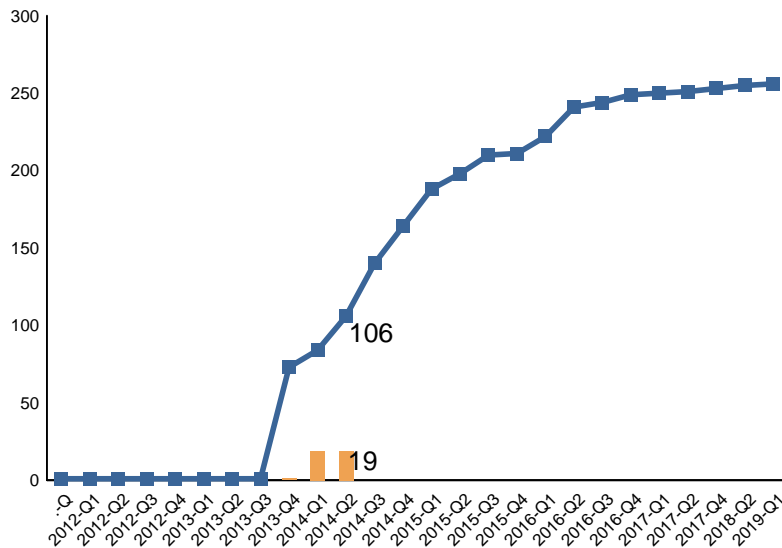
Repair & Modernization Project Completion



CIP Project Completion



SUP Project Completion



— Baseline — Actual

Actual data in the charts above is adjusted at Substantial Completion. Baseline is the 2013 Facilities Services Division Strategic Execution Plan as amended by Board of Education actions to date. In addition, Repair & Modernization Baseline and Actual data exclude projects categorized as "Completed By Other Means". The 306 projects approved by the Board on June 18, 2013 have been moved from CIP to SUP Baseline. SUP framework was approved on January 14, 2014.



MONTHLY PROGRESS

NTP Design: New Construction

Project #	Project Name	Date
N/A		

NTP Design: Repair & Modernization

Project #	School Name	Project Description	Date

NTP Design: Capital Improvement Program (CIP) & School Upgrade Program (SUP)

Project #	Project Name	Date
10363834	Audobon MS - Seismic Modernization	20-Mar-14
10364110	Hamilton HS - HVAC	26-Mar-14
10364116	Marina Del Rey MS - HVAC	26-Mar-14
10364013	118th St ES - IT Network Upgrade	4-Apr-14
10364016	Avalon Gardens ES - IT Network Upgrade	4-Apr-14
10364065	Ritter ES - IT Network Upgrade	4-Apr-14
10364067	San Gabriel ES - IT Network Upgrade	4-Apr-14
10364114	Loreto ES - HVAC	14-Apr-14
10364123	Perez Special Education Center - HVAC	14-Apr-14
10364128	State ES - HVAC	14-Apr-14

DSA Approval: New Construction

Project #	Project Name	Date
N/A		

DSA Approval: Repair & Modernization

Project #	School Name	Project Description	Date
10107361	University HS	Track & Field Improvement	19-Mar-14
10101770	University HS	Provide and Install Music/Performing Arts Modular Classroom Building	2-Apr-14
10105092	Wilson HS	Small Learning Communities - Phase II	8-Apr-14



DSA Approval: Capital Improvement Program (CIP) & School Upgrade Program (SUP)

Project #	Project Name	Date
-----------	--------------	------

NTP Construction: New Construction

Project #	Project Name	Date
-----------	--------------	------

N/A

NTP Construction: Repair & Modernization

Project #	School Name	Project Description	Date
10102674	Carver MS	Non Air-Conditioned Classrooms & MDF Room	18-Mar-14
10100483	Holmes EEC	Paint Building Exterior	18-Mar-14
10365201	White Point ES	Upgrade Carpet Bldgs 22, 23, 24	26-Mar-14



NTP Construction: Capital Improvement Program (CIP) & School Upgrade Program (SUP)

Project #	Project Name	Date
10364023	Carson HS - IT Network Upgrade	17-Mar-14
10364028	Dodson MS - IT Network Upgrade	19-Mar-14
10364033	Gardena HS - IT Network Upgrade	19-Mar-14
10364120	Monlux ES - HVAC	21-Mar-14
10363964	Lanterman Special Education HS - IT Network Upgrade	24-Mar-14
10363975	Middleton PC - IT Network Upgrade	24-Mar-14
10364008	Walnut Park ES - IT Network Upgrade	24-Mar-14
10363861	4th St ES - IT Network Upgrade	28-Mar-14
10363955	Hollywood PC - IT Network Upgrade	3-Apr-14
10363857	1st St ES - IT Network Upgrade	4-Apr-14
10364006	Vine ES - IT Network Upgrade	7-Apr-14
10363875	Allesandro ES - IT Network Upgrade	10-Apr-14
10363920	Eastman ES - IT Network Upgrade	10-Apr-14
10363956	Hooper PC - IT Network Upgrade	10-Apr-14
10363973	Metropolitan Continuation HS - IT Network Upgrade	10-Apr-14
10363880	Arroyo Seco Museum Science Magnet - IT Network Upgrade	14-Apr-14
10363971	Mariposa-Nabi PC - IT Network Upgrade	14-Apr-14
10363895	Bushnell Way ES - IT Network Upgrade	15-Apr-14

Substantial Completion: New Construction

Project #	Project Name	Date

Substantial Completion: Repair & Modernization

Project #	School Name	Project Description	Date
10104821	Westport Heights ES	Shade Structure at Pre-Kindergarten Yard	19-Mar-14
10204038	San Fernando HS	Provide Laptops	2-Apr-14
10204034	Taper ES	Update Marquee	8-Apr-14
10103874	Revere Charter MS	Provide Sanitary Building	11-Apr-14
10103596	Cienega ES	Playing Field / Learning Center	15-Apr-14



Substantial Completion: Capital Improvement Program (CIP) & School Upgrade Program (SUP)

Project #	Project Name	Date
10004815	Chandler ES - Technology Upgrades	21-Mar-14

DSA Certification: New Construction

Project #	Project Name	Date
10000083	Central LA Area New MS #1	2-Apr-14

DSA Certification: Repair & Modernization

Project #	School Name	Project Description	Date
10103963	Loreto ES	SME 3C Fire Alarm	17-Mar-14
10100528	University HS	New Buildings	18-Mar-14
10100530	University HS	Site Utilities	18-Mar-14
10100532	University HS	Renovation of Shop for Music Rooms	18-Mar-14
10105104	Polytechnic HS	Modernization	20-Mar-14
10104345	North Hollywood HS	Fire Alarm	25-Mar-14
10103853	Caroldale Learning Community	Expand Library	26-Mar-14
10106262	Miller ES	47 Clsrms, Safety & Tech.	26-Mar-14
10105073	Miller ES	47/50 Classrooms, Fire Alarm	26-Mar-14
10105113	South Gate HS	ADA Code Compliance	26-Mar-14
10105199	South Gate HS	Bleachers - Repair & Replace	26-Mar-14
10103837	Sun Valley HS	Access Compliance Barrier Removal	2-Apr-14
10104164	Hancock Park ES	Lunch Shelters - Provide Lunch Shelter	8-Apr-14
10100116	Burbank MS	Fire Alarms (SME)	9-Apr-14
10150269	Burbank MS	Construction - 71/74 Clsrms, Safety & Tech.	9-Apr-14
10104782	Sylvan Park EEC	2-New Shade Shelters	15-Apr-14

DSA Certification: Capital Improvement Program (CIP) & School Upgrade Program (SUP)

Project #	Project Name	Date
-----------	--------------	------



NEW CONSTRUCTION CHANGE ORDER RATES

PROJECTS COMPLETED PRIOR TO 2013

Total Number of Projects Completed Prior to 2013		Seats	Original Contract Amount	Final Contract Amount	Total Change Order %	User Change Order %
Renovation	4 Projects	1,841	\$71,185,500	\$90,037,132	26.48%	2.69%
All Other Projects	290 Projects	149,219	\$5,096,537,843	\$5,438,666,303	6.71%	0.73%
Total	294 Projects	151,060	\$5,167,723,343	\$5,528,703,435	6.99%	0.76%

PROJECTS COMPLETED FROM 2013 FORWARD

Project Name	Seats	Date Complete	Original Contract Amount	Final Contract Amount	Total Change Order %	User Change Order %
Central Region ES #20	800	2013-Q2	\$41,006,364	\$43,231,019	5.43%	0.52%
Total	1 Projects		\$41,006,364	\$43,231,019	5.43%	0.52%

GRAND TOTAL

Summary Totals		Seats	Original Contract Amount	Final Contract Amount	Total Change Order %	User Change Order %
Renovation	4 Projects	1,841	\$71,185,500	\$90,037,132	26.48%	2.69%
All Other Projects	291 Projects	150,019	\$5,137,544,207	\$5,481,897,322	6.70%	0.73%
Grand Total	295 Projects	151,860	\$5,208,729,707	\$5,571,934,454	6.97%	0.76%



REPAIR & MODERNIZATION CHANGE ORDER RATES

FORMAL CONTRACTS COMPLETED PRIOR TO 2013

	Original Contract Amount	Final Contract Amount	Total Change Order %	User Change Order %
Total	\$2,464,841,653	\$2,742,919,885	11.28%	1.83%

FORMAL CONTRACTS COMPLETED FROM 2013 FORWARD

School Name	Project Description	Date Complete	Original Contract Amount	Final Contract Amount	Total Change Order %	User Change Order %
Belmont HS	Small Learning Communities - Phase II	Q1-2013	\$425,143	\$454,635	6.94%	0.00%
Calvert ES	Path Of Travel	Q1-2013	\$114,590	\$120,050	4.76%	0.00%
Edison MS	Air Conditioning for Gym and Auditorium	Q1-2013	\$658,000	\$747,671	13.63%	0.00%
Ellen Ochoa LC	17250 ADA Work	Q1-2013	\$201,279	\$200,418	-0.43%	0.00%
Foshay LC	Auditorium Renovation	Q1-2013	\$5,460,000	\$6,062,219	11.03%	0.00%
Gage MS	Relocate/Expand the Existing Northeast Community School-Based Clinic	Q1-2013	\$1,343,895	\$1,398,453	4.06%	0.00%
Garfield HS	Small Learning Communities Facilities Upgrades - ADA, Outdoor Spaces, Visual Identity	Q1-2013	\$528,000	\$528,000	0.00%	0.00%
Hollywood HS / CAS	Fire Alarm	Q1-2013	\$1,365,000	\$2,564,978	87.91%	0.00%
Kennedy-San Fernando CAS	Fire Alarm System	Q1-2013	\$201,000	\$209,519	4.24%	0.00%
Lorena ES	Provide Sanitary Building	Q1-2013	\$893,609	\$893,609	0.00%	0.00%
Manual Arts HS	Joint Use School-Based Clinic	Q1-2013	\$1,609,000	\$1,904,923	18.39%	0.00%
Monroe HS	Replace A/C Units, Administration & Library	Q1-2013	\$869,000	\$941,973	8.40%	0.00%
University HS	Renovation of Shop for Music Rooms	Q1-2013	\$1,173,000	\$1,402,152	19.54%	0.75%
Venice HS*	Air Conditioning - Classrooms & Gym	Q1-2013	\$6,365,000	\$7,166,336	12.59%	0.00%
Washington Preparatory HS / Ellington HS	Fire Alarm System	Q1-2013	\$2,132,000	\$3,341,589	56.73%	0.00%
Bell HS	Exterior/Interior Painting & Refinish	Q2-2013	\$585,000	\$585,000	0.00%	0.00%
Bell HS	SLC Modernization Phase 2B	Q2-2013	\$928,000	\$1,153,651	24.32%	0.00%
Holmes EEC	Fire Alarm System	Q2-2013	\$149,000	\$149,000	0.00%	0.00%
Lassen ES	Provide Food Service Facility	Q2-2013	\$1,343,000	\$1,486,145	10.66%	0.00%
Lowman Special Education Center	Upgrade HVAC	Q2-2013	\$478,900	\$616,859	28.81%	0.00%
Manchester ES	Library Modernization	Q2-2013	\$640,000	\$791,231	23.63%	0.00%



FORMAL CONTRACTS COMPLETED FROM 2013 FORWARD

School Name	Project Description	Date Complete	Original Contract Amount	Final Contract Amount	Total Change Order %	User Change Order %
Reseda HS	Renovate Auditorium Including Lighting, Air Vent, Control Booth & Scene Shop	Q2-2013	\$1,194,000	\$1,746,221	46.25%	0.00%
Sun Valley MS	Gym & Auditorium Air Conditioning Project	Q2-2013	\$1,435,000	\$1,618,578	12.79%	0.00%
Washington Preparatory HS	Small Learning Communities Facilities Upgrades (Phase 2) - ADA, Outdoor Spaces, Visual Identity	Q2-2013	\$1,030,000	\$1,347,413	30.82%	0.00%
Westchester HS	Replace Bleachers	Q2-2013	\$956,500	\$1,480,896	54.82%	0.47%
68th St. ES	New Assembly/Food Service Building	Q3-2013	\$2,828,000	\$2,922,751	3.35%	0.23%
Belvedere MS	Upgrade Fire Alarm & Comply with Associated State Requirements	Q3-2013	\$1,049,000	\$1,520,734	44.97%	0.00%
Bertrand ES	New Faculty Parking	Q3-2013	\$83,401	\$83,401	0.00%	0.00%
Cabrillo EEC	Shade Shelter - Path of Travel Access	Q3-2013	\$84,315	\$97,202	15.28%	0.00%
Cleveland HS	Small Learning Communities Facilities Upgrades - Academy Offices, Outdoor Spaces, Visual Identity	Q3-2013	\$1,445,000	\$1,459,694	1.02%	0.00%
Crenshaw SH	Small Learning Community	Q3-2013	\$157,600	\$160,783	2.02%	0.00%
Eagle Rock HS	Small Learning Communities Facilities Upgrades (Phase 2) - ADA, Outdoor Spaces, Visual Identity	Q3-2013	\$1,197,000	\$1,466,079	22.48%	0.00%
Hawaiian EEC	Shade Shelter / ADA	Q3-2013	\$87,670	\$97,087	10.74%	0.00%
Hollywood HS	Culinary Arts Facilities Upgrade	Q3-2013	\$917,800	\$1,170,356	27.52%	0.00%
Hollywood HS	Auditorium Renovations	Q3-2013	\$1,947,000	\$2,341,267	20.25%	3.72%
Hoover St ES	Fire Alarm	Q3-2013	\$215,950	\$215,950	0.00%	0.00%
Huntington Park HS	Small Learning Community Phase II	Q3-2013	\$721,000	\$831,692	15.35%	0.00%
Logan EEC	Modernization	Q3-2013	\$547,050	\$846,821	54.80%	0.00%
North Hollywood HS	Office Modernization	Q3-2013	\$1,472,000	\$1,637,991	11.28%	0.00%
Park Western EEC	Shade Shelter / ADA	Q3-2013	\$44,990	\$47,369	5.29%	0.00%
Polytechnic HS	Kitchen Hood and Ansul System	Q3-2013	\$136,300	\$149,407	9.62%	0.00%
San Julian Bus Garage	New Bus Maintenance Facilities	Q3-2013	\$2,962,089	\$2,992,496	1.03%	0.00%
San Pedro HS	Baseball Field Upgrade	Q3-2013	\$579,000	\$594,617	2.70%	0.00%
Canoga Park HS	Integrated Graphics	Q4-2013	\$1,428,400	\$2,132,321	49.28%	0.37%
Dorris Place ES	Community Park - Greening / Resurfacing	Q4-2013	\$323,000	\$359,100	11.18%	0.00%
Eagle Rock HS	Renovate Auditorium	Q4-2013	\$1,737,750	\$3,237,271	86.29%	0.00%



FORMAL CONTRACTS COMPLETED FROM 2013 FORWARD

School Name	Project Description	Date Complete	Original Contract Amount	Final Contract Amount	Total Change Order %	User Change Order %
East L.A. Skills Center	Fire Alarm	Q4-2013	\$760,000	\$788,698	3.78%	0.00%
Edward R. Roybal LC	Emergency Operation Center Building	Q4-2013	\$4,593,572	\$5,520,140	20.17%	3.46%
Emerson MS	Air Conditioning - Admin Classrm and Auditorium	Q4-2013	\$3,039,000	\$3,813,710	25.49%	8.08%
Franklin HS	Renovate Auditorium	Q4-2013	\$2,365,125	\$4,261,105	80.16%	0.00%
Mid-City Adult Basic Ed Center	Fire Alarm	Q4-2013	\$176,495	\$176,495	0.00%	0.00%
Miramonte ES	Air Conditioning - Auditorium	Q4-2013	\$349,000	\$426,797	22.29%	0.00%
Nightingale MS	HVAC and Kitchen Hoods Upgrades	Q4-2013	\$1,200,000	\$1,170,841	-2.43%	0.00%
Roosevelt HS	Small Learning Communities Phase II	Q4-2013	\$1,387,000	\$1,565,987	12.90%	0.00%
San Fernando HS	New Fire Sprinklers	Q4-2013	\$297,040	\$350,374	17.96%	0.00%
South Park ES	New Assembly / Food Service Building	Q4-2013	\$4,593,648	\$5,063,499	10.23%	0.00%
Sylmar HS	New Fire Sprinklers	Q4-2013	\$334,960	\$456,520	36.29%	0.00%
Taft HS	Small Learning Communities - Phase I	Q4-2013	\$930,000	\$1,107,484	19.08%	0.00%
Van Nuys MS	Classroom Modification	Q4-2013	\$620,000	\$649,561	4.77%	0.00%
112th St. ES	Fire Alarm System	Q1-2014	\$295,000	\$276,657	-6.22%	0.00%
Banning HS	Non Air Conditioned Space - Phase 1B	Q1-2014	\$387,000	\$440,869	13.92%	0.00%
Cheremoya ES	Air Conditioning - Auditorium	Q1-2014	\$222,000	\$241,230	8.66%	0.00%
Garfield HS	Replace Main Building / Auditorium	Q1-2014	\$41,500,000	\$49,543,440	19.38%	0.00%
Heliotrope ES	Provide Sanitary Building	Q1-2014	\$481,685	\$500,453	3.90%	0.00%
Los Angeles HS	Fire Alarm	Q1-2014	\$40,000	\$54,041	35.10%	0.00%
Monroe HS	Fire Damage Repair	Q1-2014	\$198,000	\$198,000	0.00%	0.00%
North Valley Occupational Center	Fire Alarm	Q1-2014	\$929,000	\$929,000	0.00%	0.00%
South Gate HS	Small Learning Community - Phase II	Q1-2014	\$1,146,522	\$1,292,542	12.74%	0.00%
Van Nuys HS	Small Learning Community - Phase II	Q1-2014	\$887,800	\$1,092,150	23.02%	0.00%
Cienega ES	Playfield & Learning Center	Q2-2014	\$1,094,000	\$1,190,159	8.79%	0.00%
Total			\$119,869,078	\$144,385,663	20.45%	0.42%

*Due to technical issues encountered during construction, scope had to be removed from the Venice HS Air Conditioning contract for redesign. The full project scope is expected to be complete by mid-2015.



GRAND TOTAL

Summary Totals	Original Contract Amount	Final Contract Amount	Total Change Order %	User Change Order %
Formal Contracts Completed Prior to 2013	\$2,464,841,653	\$2,742,919,885	11.28%	1.83%
Formal Contracts Completed from 2013 Forward	\$119,869,078	\$144,385,663	20.45%	0.42%
Grand Total	\$2,584,710,731	\$2,887,305,548	11.71%	1.77%



REPAIR & MODERNIZATION CHANGE ORDER RATES

GRAND TOTAL BY PROJECT TYPE

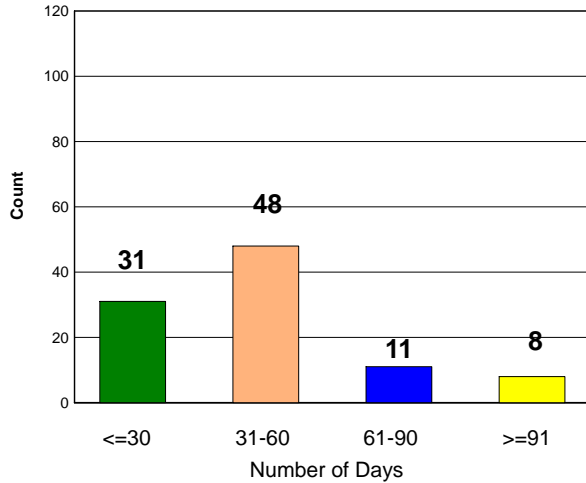
Project Type	Original Contract Amount	Final Contract Amount	Total Change Order %	User Change Order %
Adult & Career Education	\$30,445,000	\$34,100,403	12.01%	0.95%
Air Conditioning	\$279,663,979	\$324,396,287	16.00%	6.32%
Asbestos Abatement	\$23,785,783	\$23,783,102	-0.01%	1.81%
Athletic Facilities	\$60,538,781	\$71,155,599	17.54%	2.11%
Auditorium Renovations	\$16,391,914	\$21,912,929	33.68%	1.41%
Classroom Lighting	\$11,854,619	\$11,766,600	-0.74%	0.00%
Concrete Paving	\$7,255,573	\$7,146,032	-1.51%	0.06%
DSA Access Compliance	\$21,935,465	\$25,472,440	16.12%	0.72%
DSA Fire Alarm	\$307,884,831	\$366,103,307	18.91%	0.47%
Electrical / M&O Fire Alarm	\$12,329,143	\$13,548,590	9.89%	0.76%
Elevator Systems	\$8,085,523	\$8,488,833	4.99%	0.84%
Exterior Painting	\$45,200,309	\$48,134,811	6.49%	4.56%
Fire Damage Repair	\$198,000			0.00%
Floor Coverings	\$48,872,505	\$50,406,337	3.14%	0.43%
Food Services Modernization	\$53,972,368	\$60,070,140	11.30%	0.62%
Hazard Mitigation	\$58,845,477	\$60,197,086	2.30%	1.17%
HVAC	\$77,026,258	\$86,056,594	11.72%	0.43%
Interior Painting	\$35,746,570	\$36,479,641	2.05%	0.38%
Joint-Use Athletic Field/Outdoor Facility	\$14,122,284	\$16,548,586	17.18%	0.76%
Library Renovation	\$7,550,263	\$9,043,614	19.78%	0.21%
Lockers	\$2,307,893	\$2,437,711	5.62%	3.27%
Lunch Shelters	\$18,546,927	\$20,335,357	9.64%	0.95%
Modernizations	\$244,948,820	\$288,837,057	17.92%	1.12%
New / Upgrade Library (Core)	\$4,338,500	\$4,841,423	11.59%	0.00%
New Building "Existing Facilities"	\$30,468,756	\$36,271,194	19.04%	0.75%
Paving / Greening / Equipment	\$169,506,523	\$185,007,156	9.14%	1.90%
Plumbing / Irrigation	\$62,778,588	\$65,340,613	4.08%	1.09%
Portables	\$28,091,827	\$30,837,298	9.77%	0.53%
Qualified Zone Academy Bonds (QZAB)	\$18,419,510	\$21,753,903	18.10%	2.23%
Roofing	\$62,145,507	\$63,705,222	2.51%	0.32%
Safety & Technology	\$592,067,781	\$635,385,836	7.32%	1.37%
Security System / CCTV	\$2,446,900	\$2,800,565	14.45%	0.00%
Seismic Retrofit	\$98,182,704	\$111,669,537	13.74%	3.02%
Sheet Metal / Fencing	\$25,246,916	\$26,006,997	3.01%	0.55%
Small Learning Communities	\$34,849,455	\$40,876,950	17.30%	0.62%
Wall Systems	\$20,132,073	\$21,234,887	5.48%	1.85%
Year-Round Air Conditioning Auditorium	\$17,310,277	\$18,935,353	9.39%	0.45%
Year-Round Air Conditioning Gym	\$31,217,129	\$36,019,561	15.38%	0.85%
Total	\$2,584,710,731	\$2,887,107,548	11.71%	1.77%



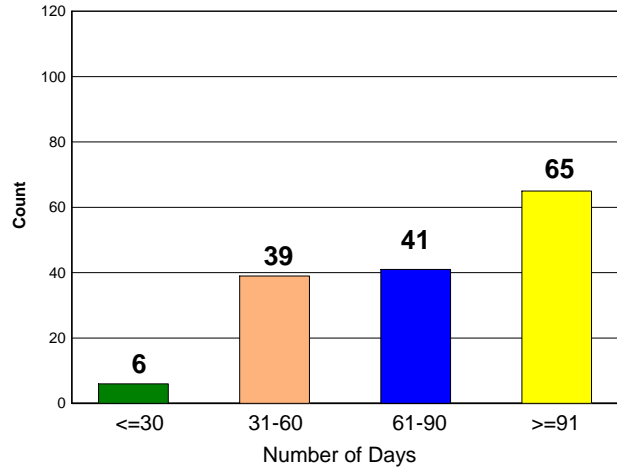
CHANGE ORDER PROCESSING TIME

New Construction

Open Change Orders



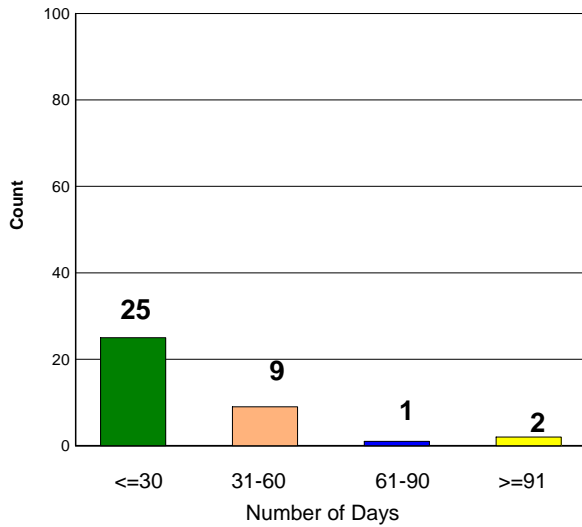
Approved During Month of March 2014



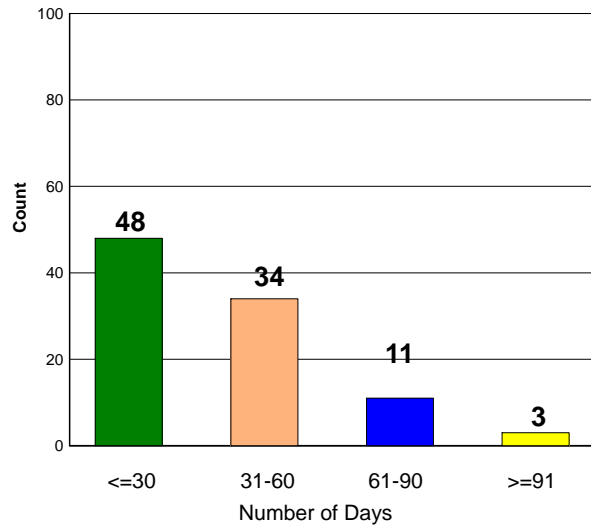
NC Total Approved in March 2014: **151**
Average Number of Days: **84**

Repair & Modernization

Open Change Orders



Approved During Month of March 2014



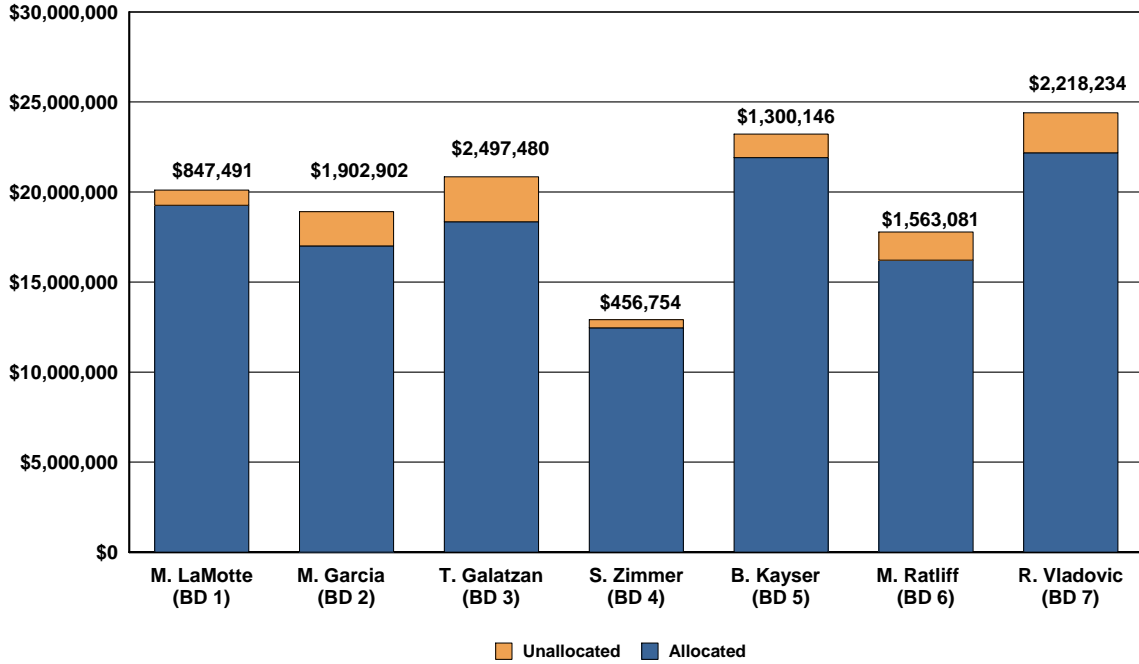
EF Total Approved in March 2014: **96**
Average Number of Days: **37**

Data for Open Change Orders as of May 5, 2014

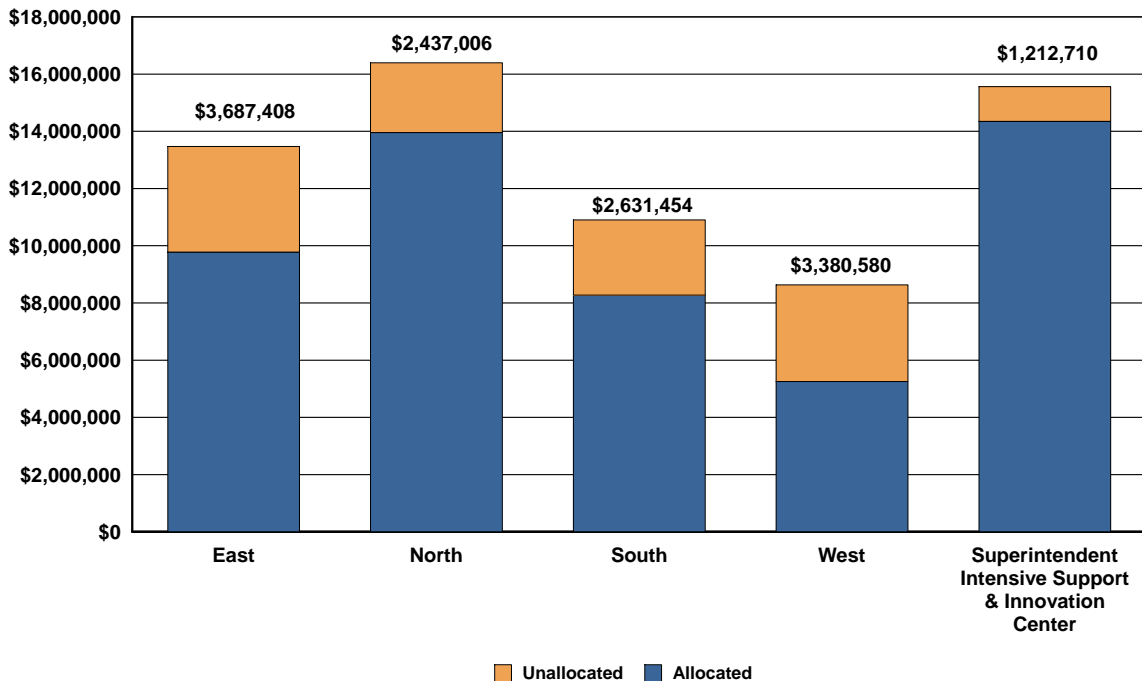


UNALLOCATED BOND FUNDS

BOARD MEMBER DISCRETIONARY BOND FUNDS



EDUCATIONAL SERVICE CENTER ALTERATIONS & IMPROVEMENTS BOND FUNDS



Unallocated Bond Funds as of July 1, 2013

**FEDERAL STIMULUS BOND STATUS (BAB AND QSCB)**

Local Bond Measure	Bond Type	Amount Issued*	Expenditures as of 4/15/14	% Expended	Remaining to Spend
Measure K	Build America Bonds	\$199,898,054	\$160,513,074	80.30%	\$39,384,980
Measure R	Build America Bonds	\$840,218,663	\$791,359,485	94.18%	\$48,859,179
Measure Y	Build America Bonds	\$1,579,005,124	\$1,262,602,907	79.96%	\$316,402,217
Measure Y	Qualified School Construction Bond	\$608,594,112	\$608,594,112	100.00%	\$0
		\$3,227,715,953	\$2,823,069,578	87.46%	\$404,646,375

*net cost of issuance

Between October 2009 and May 2010, LAUSD sold more than \$4 billion of Measure K, Measure R and Measure Y General Obligation Bonds (GO Bonds) in an effort to ensure the District could complete the current bond program as planned.

The GO Bonds included traditional tax exempt bonds as well as Build America Bonds (BABs) and Qualified School Construction Bonds (QSCBs). BABs are taxable municipal bonds that require the Federal government to pay State or local government issuers a payment equal to 35% of the interest payments on those bonds, which lowers the issuer's cost of borrowing. QSCBs provide Federal tax credits for bondholders in lieu of interest in order to reduce an issuer's cost of borrowing and must be spent within three years of issuance.

The table above shows the amount of BABs and QSCBs issued by LAUSD, how much has been spent and how much is remaining to spend.



BOARD OF EDUCATION ACTIONS

RECENT BOARD ACTIONS

Report #	Action Item	BOC Date	Board Date
329-13/14	Amendment to the Facilities Services Division Strategic Execution Plan to Define and Approve the Mandarin and English Dual-Language Immersion Program Expansion Project	27-Mar-14	8-Apr-14
333-13/14	Amendment to the Facilities Services Division Strategic Execution Plan to Define and Approve a Board District 3 Capital Improvement Program Priority Project at Mulholland Middle School to Create a Robotics Lab	27-Mar-14	8-Apr-14
335-13/14	Amendment to the Facilities Services Division Strategic Execution Plan to Define and Approve Board District 3 Capital Improvement Program Priority Project at Pomelo Community Charter School to Create Secondary Pedestrian Access	27-Mar-14	8-Apr-14
337-13/14	Amendment to the Facilities Services Division Strategic Execution Plan to Define and Approve Three Projects to Address Critical School Repair Needs	27-Mar-14	8-Apr-14
340-13/14	Amendment to the Facilities Services Division Strategic Execution Plan to Define and Approve 10 Board Member Priority and Alteration and Improvement Projects	27-Mar-14	8-Apr-14
343-13/14	Amendment to the Facilities Services Division Strategic Execution Plan to Define and Approve the Network Infrastructure and Equipment Upgrade Project at Helen Bernstein High School	27-Mar-14	8-Apr-14