



FACILITIES SERVICES DIVISION

Consolidated Monthly Program Status Report

Prepared for
Bond Oversight Committee
November 2015

Data Through October 15, 2015



Consolidated Monthly Program Status Report

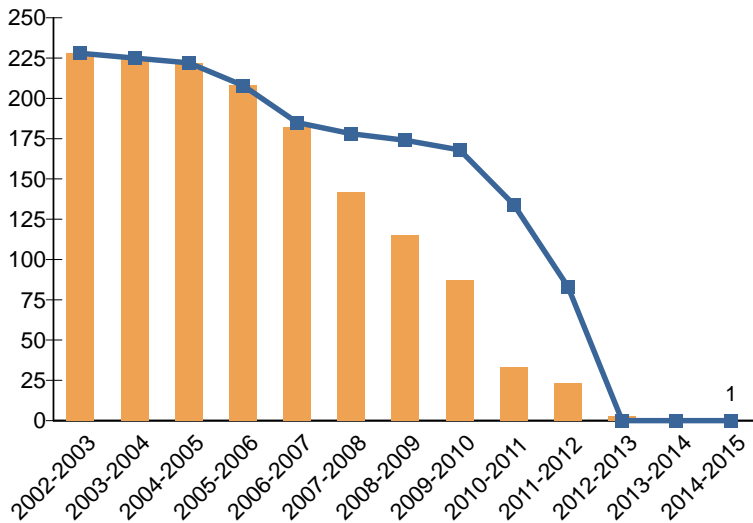
TABLE OF CONTENTS

Program Goals	1
Key Deliverables	2
Monthly Progress	5
Monthly Progress - Managed Program Glossary	8
New Construction Change Order Rates	9
Repair & Modernization Change Order Rates	10
Change Order Processing Time	13
Federal Stimulus Bond Status (BAB and QSCB)	14
Board of Education Actions	15

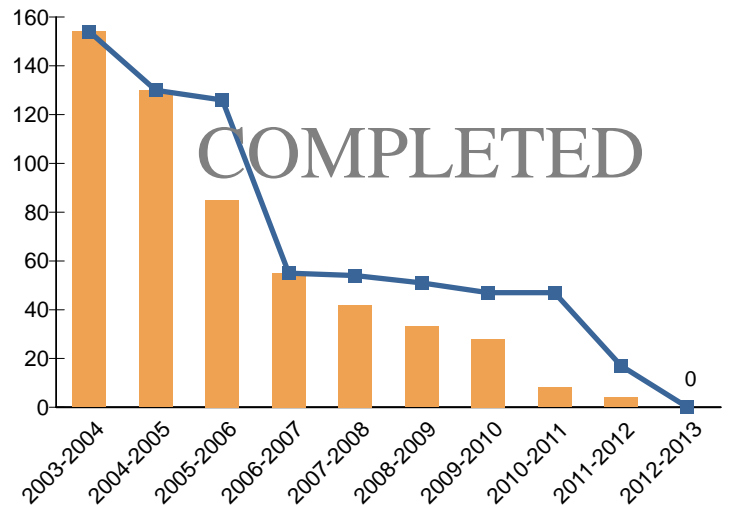


PROGRAM GOALS

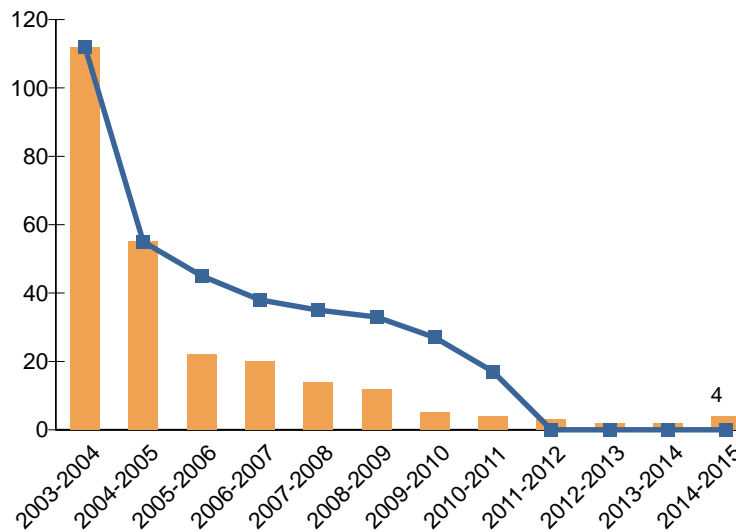
Schools on Multi-Track Calendar



Schools on Concept 6 Calendar



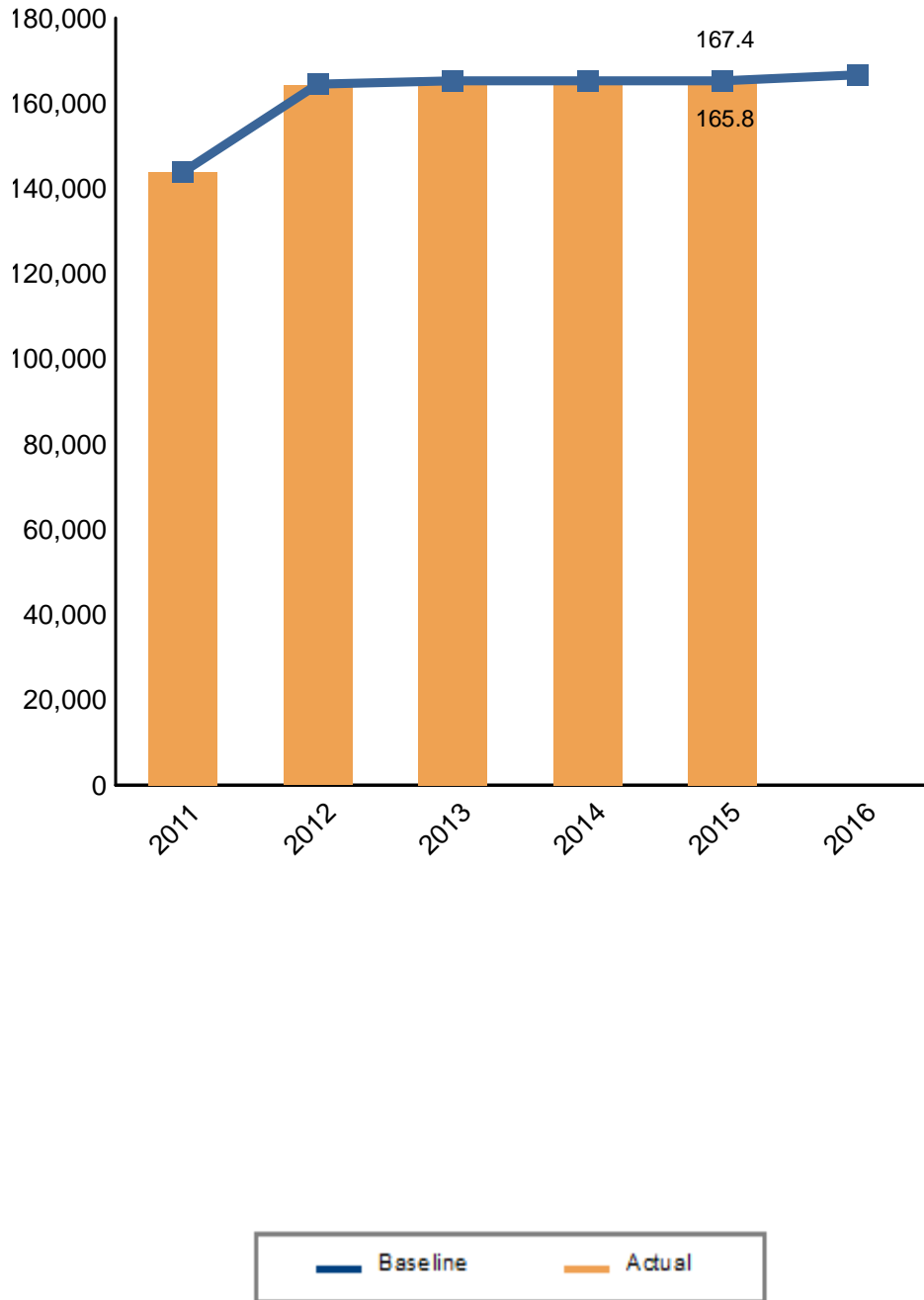
Schools with Involuntary Busing





KEY DELIVERABLES

New Seat Delivery

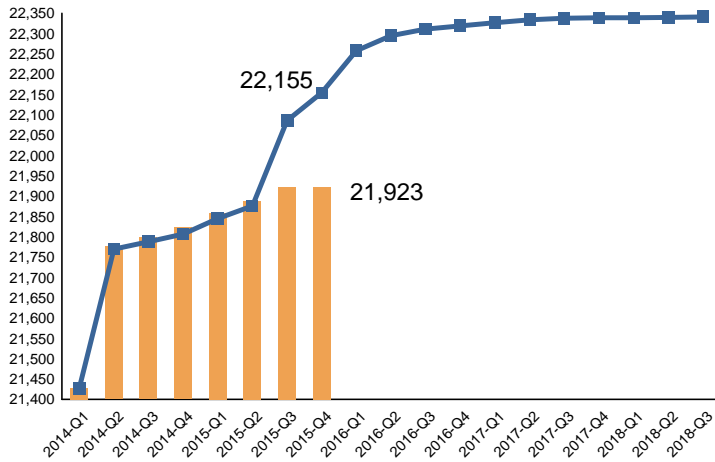


New Seat Delivery chart above includes only new construction K-12 projects. Actual data is adjusted at School Occupancy. Baseline is the 2015 Facilities Services Division Strategic Execution Plan

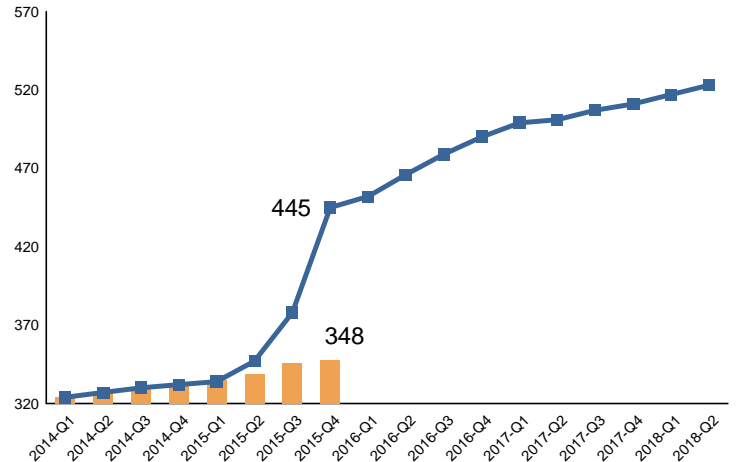


KEY DELIVERABLES

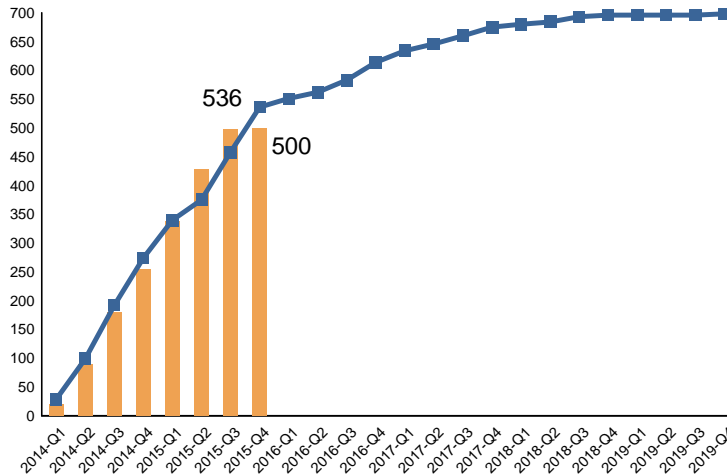
Legacy Repair & Modernization



Capital Improvement Program



School Upgrade Program

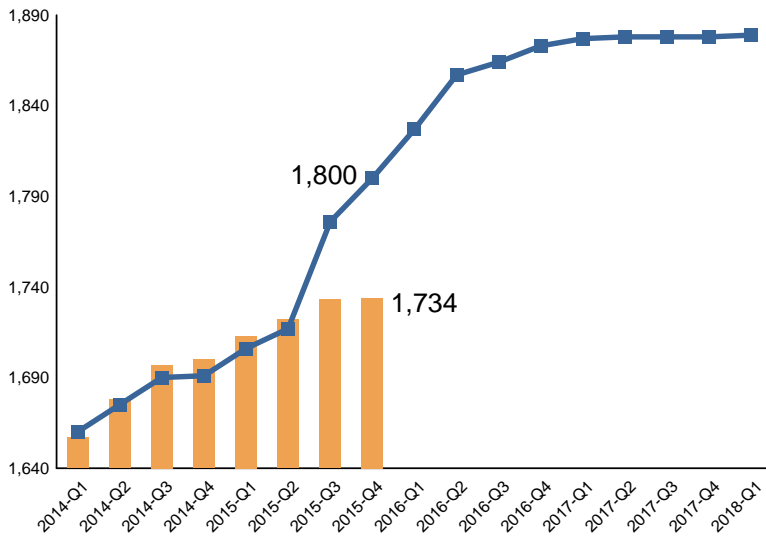


Actual data in the charts above is adjusted at Substantial Completion.
 Baseline is the 2015 Facilities Services Division Strategic Execution Plan as amended by Board of Education actions to date.

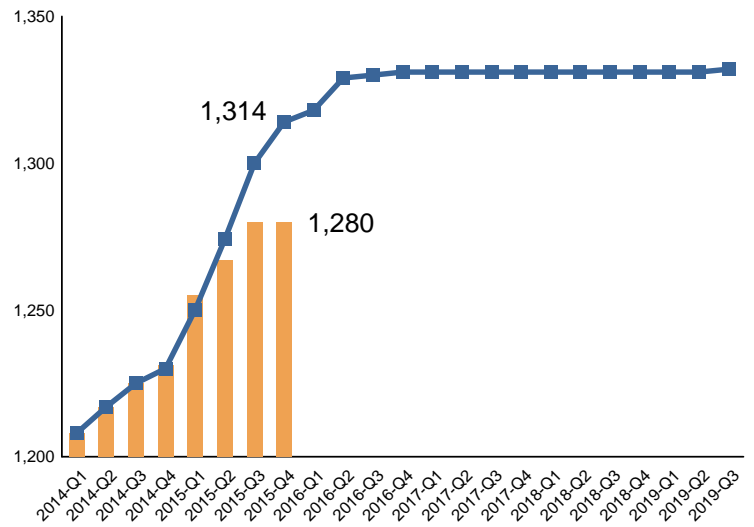


KEY DELIVERABLES

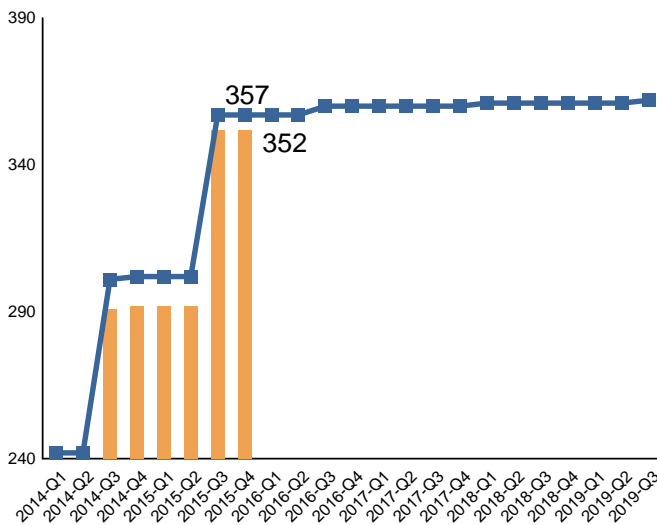
Board Member/Local District Priority



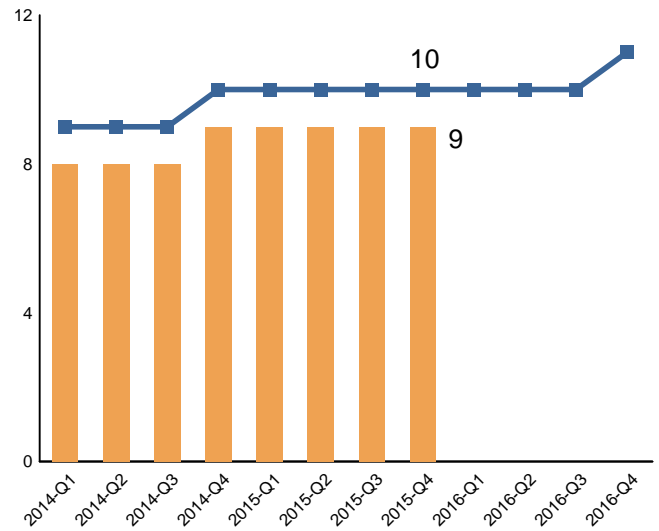
Early Childhood Education



Charter School Projects



Adult and Career Education



Actual data in the charts above is adjusted at Substantial Completion.
 Baseline is the 2015 Facilities Services Division Strategic Execution Plan as amended by Board of Education actions to date.

**MONTHLY PROGRESS****NTP Design**

Project #	Managed Program	Project Name	Date
10366319	SUP	Marvin ES - Ceiling System Improvement	21-Sep-15
10367000	SUP	Marvin ES - HVAC	22-Sep-15
10366315	SUP	Curtiss MS - Ceiling System Improvement	24-Sep-15
10366317	SUP	Grape ES - Ceiling System Improvement	24-Sep-15
10366321	SUP	Stevenson MS - Ceiling System Improvement	24-Sep-15
10366865	SUP	Corona ES - HVAC	29-Sep-15
10366314	SUP	Carson HS - Ceiling System Improvement	2-Oct-15

DSA Approval

Project #	Managed Program	Project Name	Date
10004999	ECE	Marina EEC - Nature Explore Classroom	30-Sep-15
10005002	ECE	Trinity EEC - Nature Explore Classroom	30-Sep-15
10364128	SUP	State ES - HVAC	30-Sep-15

NTP Construction

Project #	Managed Program	Project Name/Description	Date
10366989	SUP	Richland ES - SEEDS	17-Sep-15
10366874	CHRT	24th St. ES - 2015-16 Prop 39	3-Oct-15
10366953	SUP	Para Los Ninos - Gratts PC - SEEDS	12-Oct-15
10367108	LDP	Balboa Gifted/High Ability Magnet - New Concrete Steps	15-Oct-15
10366641	LDP	Marquez Chtr ES - Electronic Camera Door Entry System Main Entrance	15-Oct-15

**Substantial Completion**

Project #	Managed Program	Project Name/Description	Date
10366636	LDP	Clinton MS - Security Grills on Admin Windows, Door Glass	16-Sep-15
10366637	FA	Hoover ES - Compliance with State & Federal Access Requirements	17-Sep-15
10366638	FA	Broad ES - Compliance with State & Federal Access Requirements	18-Sep-15
10366639	LDP	San Fernando HS - Wrought Iron Fencing	18-Sep-15
10366640	FA	Lockwood ES - Compliance with State & Federal Access Requirements	18-Sep-15
10366641	SUP	Elysian Heights ES - IT Network Upgrade	24-Sep-15
10366642	SUP	Coeur d'Alene ES - SEEDS	25-Sep-15
10366644	CIPR	Grant HS - Upgrade Parent & Family Center	28-Sep-15
10366643	CRF	Solano ES - Food Services Modernization	28-Sep-15
10366645	ECE	Glassell Park EEC - Safety Upgrades and Improvements	29-Sep-15
10366646	ECE	Meridian EEC - Safety Upgrades and Improvements	29-Sep-15
10366649	CIPR	Huntington Park ES - Upgrade Parent & Family Center	30-Sep-15
10366647	ECE	Graham EEC - Safety Upgrades and Improvements	30-Sep-15
10366648	LDP	Marlton Special Education School - New Motorized Gate	30-Sep-15
10366652	CIPR	Fulton College Prep SPAN - Upgrade Parent & Family Center	2-Oct-15
10366651	CIPR	Limerick ES - Upgrade Parent & Family Center	2-Oct-15
10366650	LDP	Alexandria ES - Electronic Camera Main Door Entry	2-Oct-15
10366653	CHRT	Ambler ES - 2015-16 Prop 39	3-Oct-15
10366654	FA	Lillian ES - Compliance with State & Federal Access Requirements	8-Oct-15
10366655	SUP	Cisneros Learning Academy - Defective Synthetic Turf Field	9-Oct-15
10366658	CHRT	24th St. ES - 2015-16 Prop 39	12-Oct-15
10366656	CIPR	Emerson MS Redevelopment	12-Oct-15
10366657	SUP	Fairfax HS - Defective Synthetic Turf Field	12-Oct-15
10366661	CHRT	Taft HS - 2015-16 Prop 39	13-Oct-15
10366659	SUP	EL Camino Real HS - Defective Synthetic Turf Field	13-Oct-15
10366660	SUP	Sotomayor Learning Academy - Defective Synthetic Turf Field	13-Oct-15
10366668	CIPR	Cabrillo ES - Upgrade Parent & Family Center	15-Oct-15
10366667	CIPR	Compton ES - Upgrade Parent & Family Center	15-Oct-15
10366669	CIPR	Fries ES - Upgrade Parent & Family Center	15-Oct-15
10366670	CIPR	Hawaiian Ave ES - Upgrade Parent & Family Center	15-Oct-15
10366666	CIPR	Holmes MS- Upgrade Parent & Family Center	15-Oct-15
10366671	CIPR	Wilmington Park ES - Upgrade Parent & Family Center	15-Oct-15
10366663	ECE	Albion EEC - Safety Upgrades and Improvements	15-Oct-15
10366664	ECE	Dayton Heights EEC - Safety Upgrades and Improvements	15-Oct-15
10366662	FA	Heliotrope ES - Compliance with State & Federal Access Requirements	15-Oct-15

**Substantial Completion**

Project #	Managed Program	Project Name/Description	Date
10366672	LDP	Coeur d'Alene ES - New AC Unit for Middle Room	15-Oct-15
10366665	SUP	Montague Charter Academy - HVAC	15-Oct-15

DSA Certification

Project #	Managed Program	Project Name/Description	Date
10106208	B_B	Hawaiian ES - Classrooms, Safety & Technology	21-Sep-15
10103631	FA	Hawaiian ES - Fire Alarm System	21-Sep-15
10105044	M_K	Malabar ES - Provide Lunch Shelter	23-Sep-15
10105223	B_B	Washington Preparatory HS - Provide Lunch Shelter	24-Sep-15
10003512	CIPR	9th St. Span K-8 Redevelopment	28-Sep-15
10103803	ECE	Roberti EEC - Compliance with State & Federal Access Requirements	28-Sep-15
10100696	FA	Albion ES - Fire Alarm System	5-Oct-15
10000772	2SEM	Central Region ES #18	7-Oct-15
10104688	B_B	Stoner ES - Air Conditioning for Classrooms + Office	7-Oct-15
10104522	B_B	Queen Anne ES - Classrooms, Safety & Technology	8-Oct-15
10104390	B_B	Stoner ES - Air Conditioning - Phase III	8-Oct-15
10103864	CRF	Albion ES - Provide Food Service Facility to Replace Warming Kitchen	8-Oct-15
10104016	M_K	Albion ES - Enclose Eating Area & Install Heaters	8-Oct-15
10000785	2SEM	South Region MS #6	13-Oct-15



MONTHLY PROGRESS

Managed Program Glossary

<u>Managed Program</u>	<u>Managed Program Description</u>
2SEM	Two-Semester Neighborhood School Program
ACE	Adult Career Education
ASAB	Asbestos Abatement
B_B	Bond BB
BMP	Board Member Priority
CHRT	Charter School Bond Program
CIPR	Capital Improvement Program
CPS	Certificates of Participation
CRF	Core Facilities
CTE	Career Tech Education
ECE	Early Education Center
FA	Fire Alarm
JTU	Joint Use
LDP	Local District Priority
LSS	Life Safety and Seismic Retrofit
M_K	Measure K
MCD	Modified Consent Decree
MJR	Major Repairs
NAC	Non-Air Conditioned Spaces
PFA_Y	Proficiency For All
PMP	Portable Removal Plan
QZB	Qualified Zone Academy Bond
RHU	Relocatable Housing Unit
SLC	Small Learning Communities
SLR_R	Science Lab Renovation Measure R
SPED	Special Education
SRU	Seismic Retrofit Upgrades
SUP	School Upgrade Program
YBR_Y	Bond Funded - Deferred Maintenance



NEW CONSTRUCTION CHANGE ORDER RATES

PROJECTS COMPLETED PRIOR TO 2015

Total Number of Projects Completed Prior to 2015		Seats	Original Contract Amount	Final Contract Amount	Total Change Order %	User Change Order %
Renovation	4 Projects	1,841	\$71,185,500	\$90,037,132	26.48%	2.69%
All Other Projects	292 Projects	150,019	\$5,142,850,625	\$5,488,631,583	6.72%	0.74%
Total	296 Projects	151,860	\$5,214,036,125	\$5,578,668,715	6.99%	0.77%

GRAND TOTAL

Summary Totals		Seats	Original Contract Amount	Final Contract Amount	Total Change Order %	User Change Order %
Renovation	4 Projects	1,841	\$71,185,500	\$90,037,132	26.48%	2.69%
All Other Projects	293 Projects	150,019	\$5,142,850,625	\$5,488,631,583	6.72%	0.74%
Grand Total	297 Projects	151,860	\$5,214,036,125	\$5,578,668,715	6.99%	0.77%



**REPAIR & MODERNIZATION CHANGE ORDER RATES
CONTRACTS COMPLETED PRIOR TO 2015**

	Original Contract Amount	Final Contract Amount	Total Change Order %	User Change Order %
Total	\$4,217,208,847	\$4,939,507,499	17.13%	0.77%

CONTRACTS COMPLETED FROM 2015 FORWARD

School Name	Project Description	Date Complete	Original Contract Amount	Final Contract Amount	Total Change Order %	User Change Order %
Canoga Park HS	Small Learning Community	Q1-2015	\$845,000	\$1,248,708	47.78%	0.00%
Franklin HS	Fire Alarm System	Q1-2015	\$1,060,025	\$1,432,821	35.17%	0.00%
Highland Park Continuation HS	Fire Alarm System	Q1-2015	\$77,100	\$77,100	0.00%	0.00%
Huntington Park HS	HVAC - AUDITORIUM (COPS)	Q1-2015	\$2,110,000	\$2,404,180	13.94%	0.00%
Marlton Special Ed	Fire Alarm	Q1-2015	\$1,396,000	\$1,475,082	5.66%	0.00%
Narbonne HS	Access Compliance - CSR Bldgs.	Q1-2015	\$429,000	\$440,048	2.58%	0.00%
Narbonne HS	Certification of Port Bldgs/Fire Alarm	Q1-2015	\$366,000	\$405,534	10.80%	0.00%
San Pedro HS	SLC Implementation Plan	Q1-2015	\$1,294,000	\$1,673,914	29.36%	0.00%
Windsor Hills Math/Science/Aerospace Magnet	SME-1D FIRE ALARM	Q1-2015	\$290,700	\$359,560	23.69%	0.00%
52nd St. ES	Modernization in West Classroom Building	Q2-2015	\$1,630,000	\$1,844,794	13.18%	0.00%
Chatsworth HS Roofing	Remove & Replace Roof	Q2-2015	\$1,817,333	\$1,866,066	2.68%	0.00%
El Camino Real HS	Small Learning Community	Q2-2015	\$1,318,000	\$1,462,489	10.96%	0.00%
Playa Del Rey ES	Fire Alarm Upgrade	Q2-2015	\$286,990	\$218,369	-23.91%	0.00%
Stevenson MS	AIR CONDITIONING SYSTEM REPLACEMENT 2 BLDGS	Q2-2015	\$1,126,800	\$1,200,023	6.50%	0.00%
Van Nuys HS	Replace Field Lighting	Q2-2015	\$688,701	\$721,349	4.74%	0.00%
Bethune MS	Fire Alarm	Q4-2015	\$997,000	\$1,106,129	10.95%	0.00%
Burton ES	ADA Access Repairs	Q3-2015	\$208,000	\$268,971	29.31%	0.00%
Fairfax HS	Health Careers Academy	Q3-2015	\$323,350	\$323,350	0.00%	0.00%
Marshall HS	Small Learning Community - Phase I	Q3-2015	\$1,525,000	\$1,805,979	18.42%	0.00%
Nobel ES	ADA Access Compliance	Q3-2015	\$188,000	\$231,427	23.10%	0.00%
Wilson HS	SLC Facilities Upgrades	Q3-2015	\$1,026,000	\$1,130,624	10.20%	0.00%
Total			\$19,002,999	\$21,696,516	14.17%	0 %



GRAND TOTAL

Summary Totals	Original Contract Amount	Final Contract Amount	Total Change Order %	User Change Order %
Contracts Completed Prior to 2015	\$4,217,208,847	\$4,939,507,499	17.13%	0.77%
Contracts Completed from 2015 Forward	\$19,002,999	\$21,696,516	14.17%	0 %
Grand Total	\$4,236,211,846	\$4,961,204,015	17.11%	0.77%



REPAIR & MODERNIZATION CHANGE ORDER RATES

GRAND TOTAL BY PROJECT TYPE

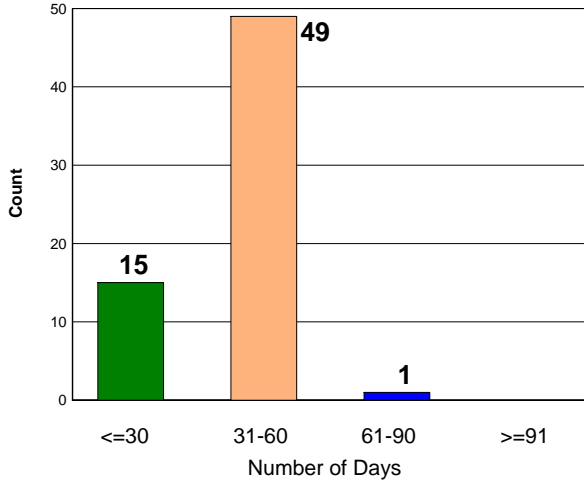
Project Type	Original Contract Amount	Final Contract Amount	Total Change Order %	User Change Order %
Adult & Career Education	\$30,445,000	\$34,100,403	12.01%	0.95%
Air Conditioning	\$279,663,979	\$323,920,934	15.83%	6.32%
Asbestos Abatement	\$51,583,543	\$51,580,862	-0.01%	0.83%
Athletic Facilities	\$67,437,482	\$78,452,824	16.33%	1.90%
Auditorium Renovations	\$16,677,914	\$22,314,093	33.79%	1.39%
Classroom Lighting	\$15,806,224	\$15,718,205	-0.56%	0.00%
Concrete Paving	\$7,899,573	\$7,898,054	-0.02%	0.06%
DSA Access Compliance	\$22,655,165	\$26,308,470	16.13%	0.70%
DSA Fire Alarm	\$463,227,946	\$571,368,811	23.35%	0.31%
Electrical / M&O Fire Alarm	\$12,695,143	\$13,968,166	10.03%	0.74%
Elevator Systems	\$8,085,523	\$8,488,833	4.99%	0.84%
Exterior Painting	\$46,470,309	\$49,404,811	6.31%	4.44%
Fire Damage Repair	\$198,000	\$198,000	0.00%	0.00%
Floor Coverings	\$68,727,304	\$67,897,844	-1.21%	0.31%
Food Services Modernization	\$54,113,768	\$60,269,713	11.38%	0.62%
Hazard Mitigation	\$62,654,713	\$64,006,322	2.16%	1.09%
HVAC	\$93,516,458	\$105,434,586	12.74%	0.36%
Interior Painting	\$49,970,570	\$51,478,341	3.02%	0.27%
Joint-Use Athletic Field/Outdoor Facility	\$14,122,284	\$16,548,586	17.18%	0.76%
Library Renovation	\$7,550,263	\$9,043,614	19.78%	0.21%
Lockers	\$2,307,893	\$2,437,711	5.62%	3.27%
Lunch Shelters	\$42,422,927	\$44,211,356	4.22%	0.41%
Modernizations	\$1,096,771,465	\$1,471,435,862	34.16%	0.00%
New / Upgrade Library (Core)	\$4,338,500	\$4,841,423	11.59%	0.00%
New Building "Existing Facilities"	\$32,831,256	\$38,788,349	18.14%	0.70%
Paving / Greening / Equipment	\$169,506,523	\$185,007,156	9.14%	1.90%
Plumbing / Irrigation	\$111,729,788	\$114,732,135	2.69%	0.61%
Portables	\$28,615,227	\$31,650,012	10.61%	0.52%
Qualified Zone Academy Bonds (QZAB)	\$18,742,860	\$22,085,558	17.83%	2.19%
Roofing	\$73,496,259	\$75,116,828	2.20%	0.27%
Safety & Technology	\$818,635,781	\$874,475,365	6.82%	0.99%
Security System / CCTV	\$2,446,900	\$2,800,565	14.45%	0.00%
Seismic Retrofit	\$105,425,833	\$118,912,666	12.79%	2.82%
Sheet Metal / Fencing	\$57,412,757	\$59,001,010	2.77%	0.24%
Small Learning Communities	\$43,698,515	\$51,549,636	17.97%	0.49%
Wall Systems	\$21,647,073	\$23,038,831	6.43%	1.72%
Year-Round Air Conditioning Auditorium	\$19,420,277	\$21,339,533	9.88%	0.40%
Year-Round Air Conditioning Gym	\$213,462,129	\$241,578,967	13.17%	0.12%
Total	\$4,236,413,125	\$4,961,404,433	17.11%	0.77%



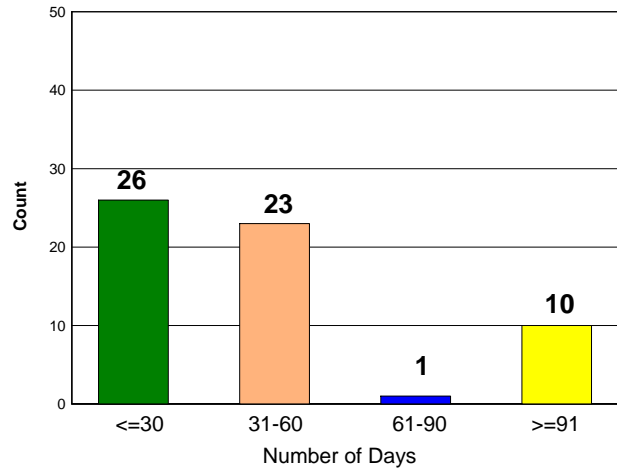
CHANGE ORDER PROCESSING TIME

New Construction

Open Change Orders



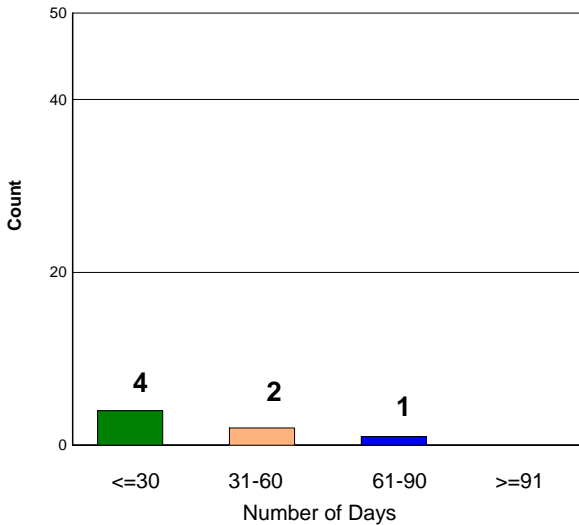
Approved from 9/16/15 to 10/15/15



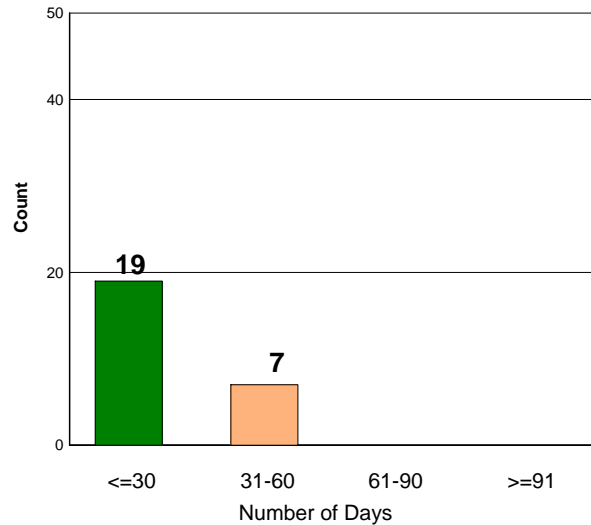
NC Total Approved for this period : **60**
Average Number of Days: **46**

Repair & Modernization

Open Change Orders



Approved from 9/16/15 to 10/15/15



RM Total Approved for this period: **26**
Average Number of Days: **23**

Data for Open Change Orders as of November 4, 2015

**FEDERAL STIMULUS BOND STATUS (BAB AND QSCB)**

Local Bond Measure	Bond Type	Amount Issued*	Expenditures as of 10/15/15	% Expended	Remaining to Spend
Measure K	Build America Bonds	\$199,898,054	\$184,190,149	92.14%	\$15,707,905
Measure R	Build America Bonds	\$840,218,663	\$806,258,062	95.96%	\$33,960,601
Measure Y	Build America Bonds	\$1,579,005,124	\$1,407,476,787	89.14%	\$171,528,337
Measure Y	Qualified School Construction Bond	\$608,594,112	\$608,594,112	100.00%	\$0
		\$3,227,715,953	\$3,006,519,109	93.15%	\$221,196,844

*net cost of issuance

Between October 2009 and May 2010, LAUSD sold more than \$4 billion of Measure K, Measure R and Measure Y General Obligation Bonds (GO Bonds) in an effort to ensure the District could complete the current bond program as planned.

The GO Bonds included traditional tax exempt bonds as well as Build America Bonds (BABs) and Qualified School Construction Bonds (QSCBs). BABs are taxable municipal bonds that require the Federal government to pay State or local government issuers a payment equal to 35% of the interest payments on those bonds, which lowers the issuer's cost of borrowing. QSCBs provide Federal tax credits for bondholders in lieu of interest in order to reduce an issuer's cost of borrowing and must be spent within three years of issuance.

The table above shows the amount of BABs and QSCBs issued by LAUSD, how much has been spent and how much is remaining to spend.



BOARD OF EDUCATION ACTIONS

RECENT BOARD ACTIONS

Report #	Action Item	BOC Date	Board Date
N/A	No Board Actions for this Period due to Cancelled BOC.		13-Oct-15