



FACILITIES SERVICES DIVISION

Consolidated Monthly Program Status Report

Prepared for
Bond Oversight Committee
September 2015

Data Through August 15, 2015



Consolidated Monthly Program Status Report

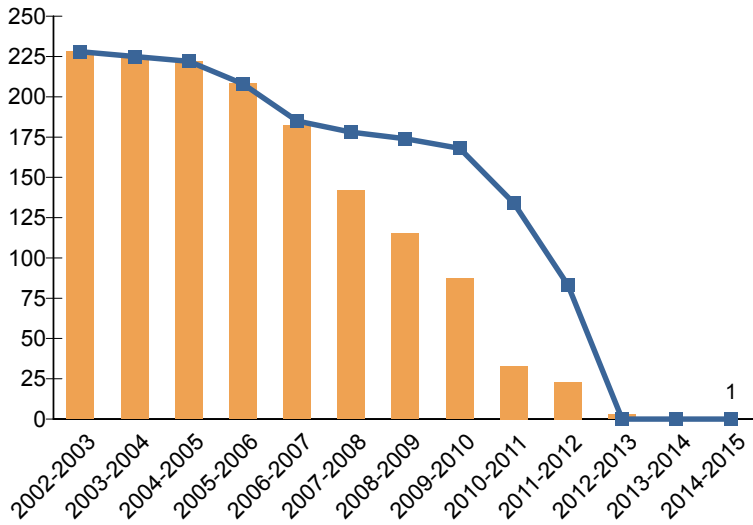
TABLE OF CONTENTS

Program Goals	1
Key Deliverables	2
Monthly Progress	5
Monthly Progress - Managed Program Glossary	10
New Construction Change Order Rates	11
Repair & Modernization Change Order Rates	12
Change Order Processing Time	15
Board Member & Educational Service Center Priority Funds	16
Federal Stimulus Bond Status (BAB and QSCB)	17
Board of Education Actions	18

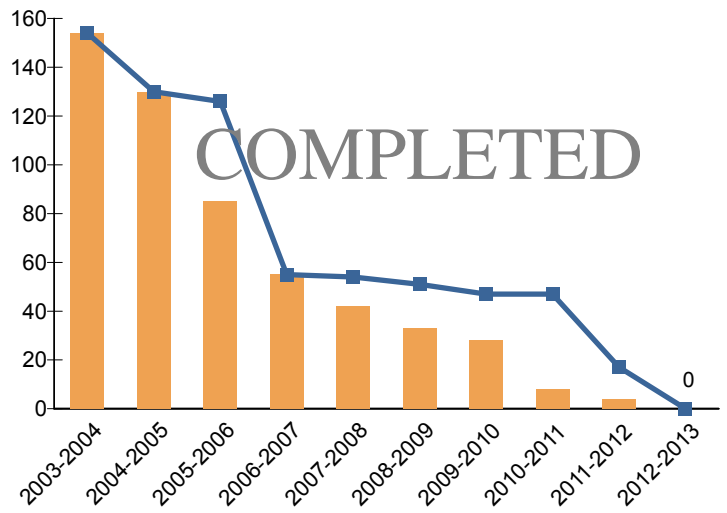


PROGRAM GOALS

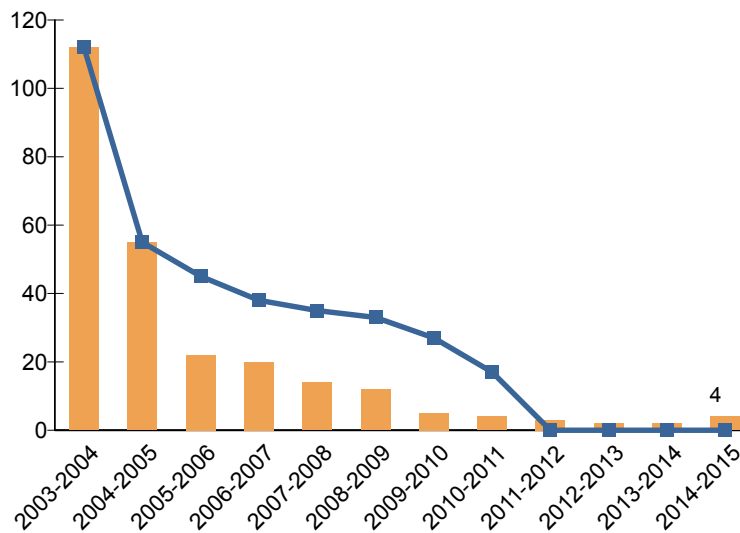
Schools on Multi-Track Calendar



Schools on Concept 6 Calendar



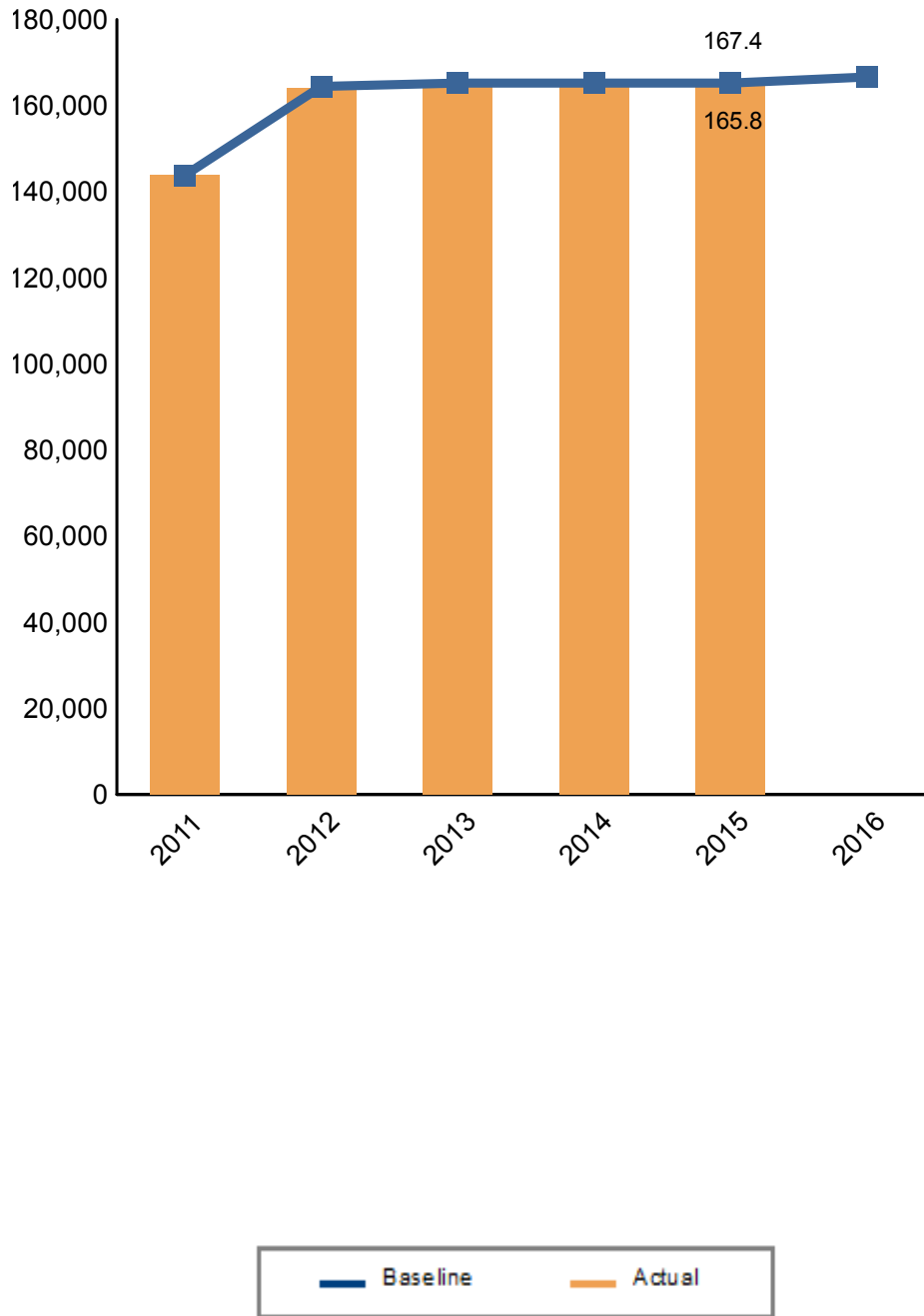
Schools with Involuntary Busing





KEY DELIVERABLES

New Seat Delivery

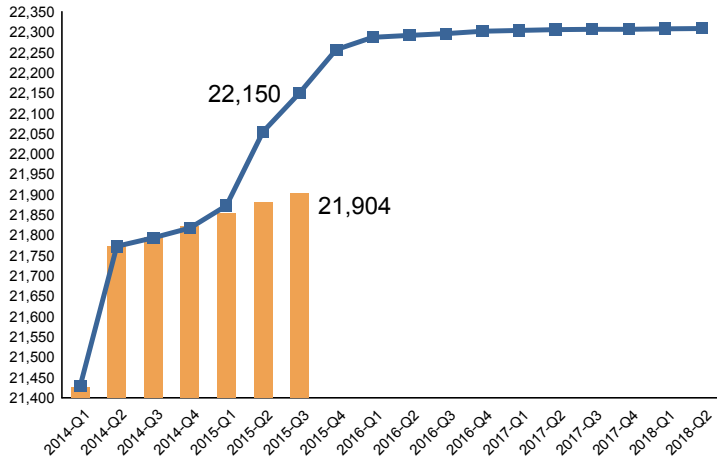


New Seat Delivery chart above includes only new construction K-12 projects. Actual data is adjusted at School Occupancy. Baseline is the 2014 Facilities Services Division Strategic Execution Plan

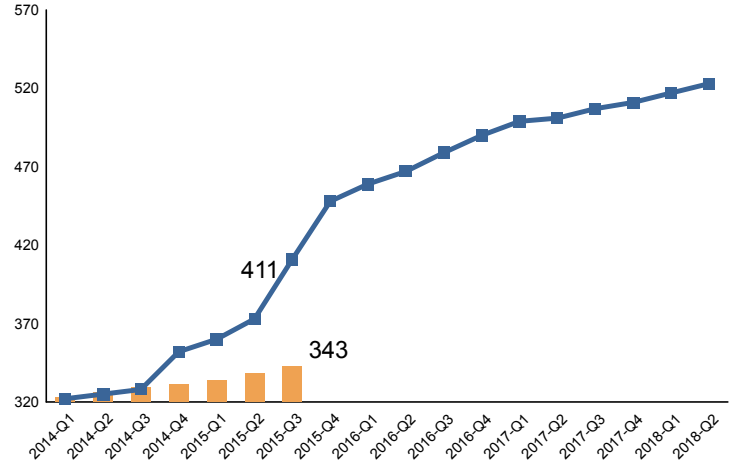


KEY DELIVERABLES

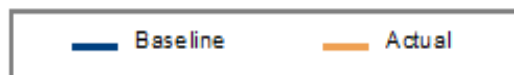
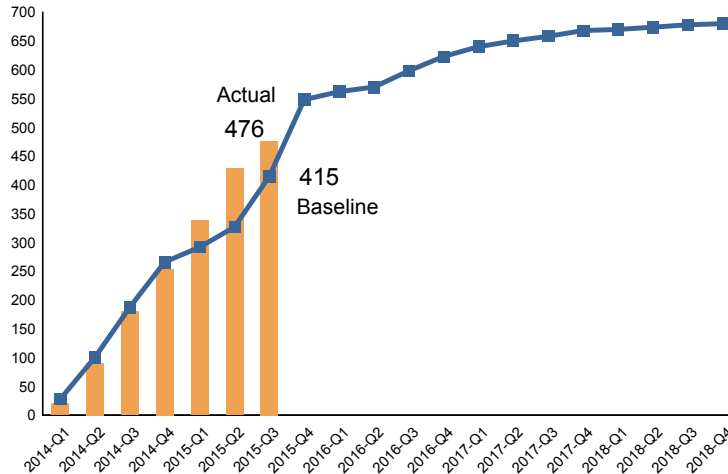
Legacy Repair & Modernization



Capital Improvement Program



School Upgrade Program

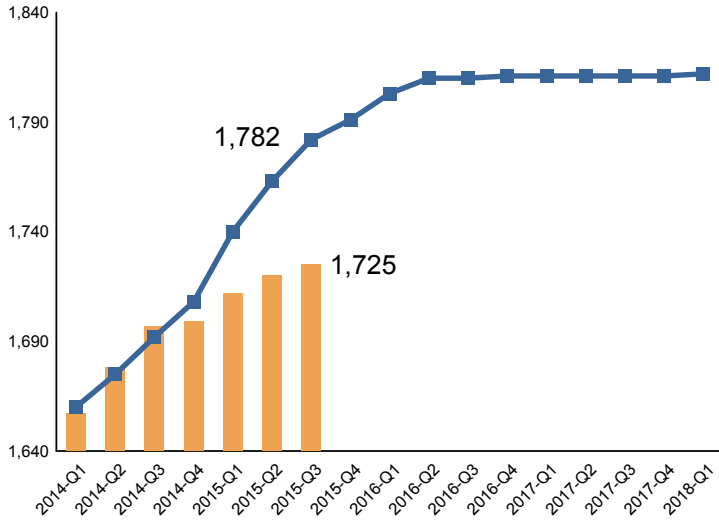


Actual data in the charts above is adjusted at Substantial Completion. Baseline is the 2014 Facilities Services Division Strategic Execution Plan as amended by Board of Education actions to date.

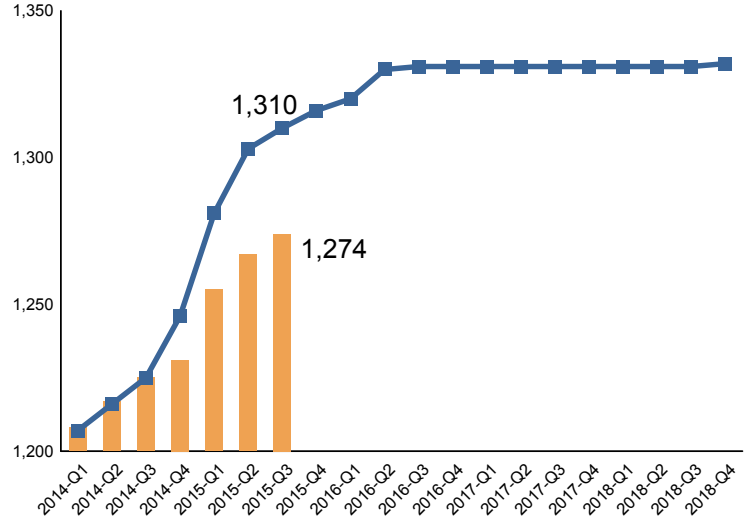


KEY DELIVERABLES

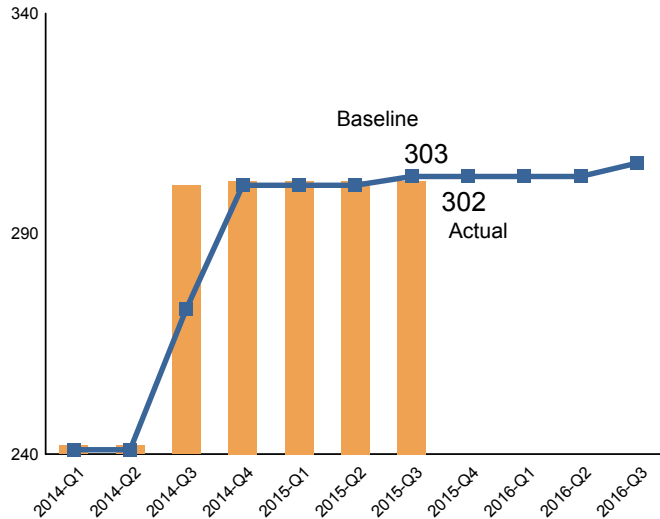
Board Member/Education Service Center Priority



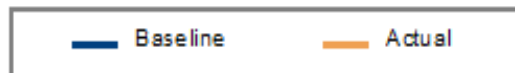
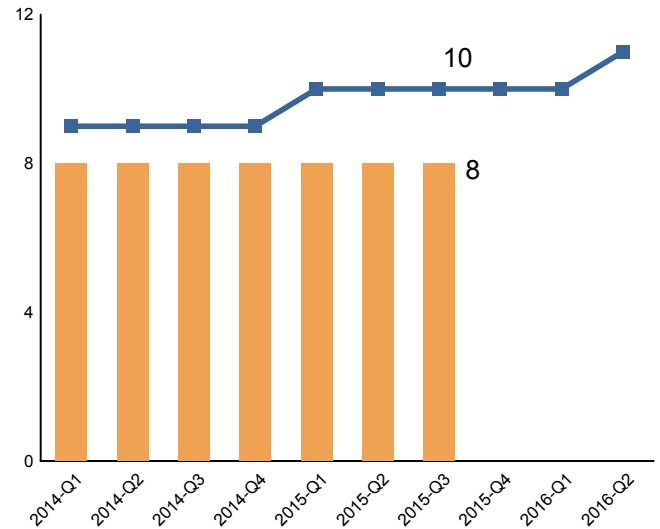
Early Childhood Education



Charter School Projects



Adult and Career Education



Actual data in the charts above is adjusted at Substantial Completion.
 Baseline is the 2014 Facilities Services Division Strategic Execution Plan as amended by Board of Education actions to date.

**MONTHLY PROGRESS****NTP Design**

Project #	Managed Program	Project Name	Date
10366619	SUP	McBride Sp Ed - Failing Beams in Arcade	4-Aug-15
10366710	SUP	Miller ES - Deteriorated Asphalt Concrete Paving	4-Aug-15
10366623	SUP	Westminister ES - Deteriorated Concrete Paving	6-Aug-15
10366624	SUP	Wilshire Crest ES - Address Deteriorated Plumbing	6-Aug-15
10366622	SUP	Western ES - Fix Concrete between Bldgs & in Parking Lots	10-Aug-15
10366862	SUP	Bancroft MS - HVAC	11-Aug-15

DSA Approval

Project #	Managed Program	Project Name	Date
10366728	CIPR	Enadia Way ES - Shade for Main Playground Play Structure	30-Jul-15
10364114	SUP	Loreto ES - HVAC	5-Aug-15
10366727	CIPR	Justice ES - Shade for K-Yard Play Structure	11-Aug-15

NTP Construction

Project #	Managed Program	Project Name/Description	Date
10103589	JTU	Carthay Center ES - Community Park Greening	24-Jul-15
10365719	SUP	Magnolia ES - Replace Playground Matting	24-Jul-15
10100831	RHU	Narbonne HS - Chemistry Lab	27-Jul-15
10366951	SUP	Coeur d'Alene ES - SEEDS	3-Aug-15
10366952	SUP	Fullbright ES - SEEDS	3-Aug-15
10366827	SUP	Columbus MS - Deteriorated Gym Wood Floors & Wall systems	10-Aug-15
10366531	SUP	Valley View ES - Address Old Storm Drain System & Erosion	11-Aug-15
10366821	SUP	Fairfax HS - Defective Synthetic Turf Field	12-Aug-15
10105865	FA	Compton ES - Compliance with State & Federal Access Requirements	14-Aug-15

**Substantial Completion**

Project #	Managed Program	Project Name/Description	Date
10365762	SUP	Welby Way ES - Replace Playground Matting	16-Jul-15
10004826	CIPR	Kester ES - Technology Upgrades & Computer Lab	17-Jul-15
10366628	MCD	Beethoven ES - Temp Ramp	17-Jul-15
10366849	MCD	Southeast MS - ADA Repairs	17-Jul-15
10363941	SUP	Glen Alta ES - IT Network Upgrade	20-Jul-15
10366061	SUP	Locke Charter HS - IT Network Upgrade	20-Jul-15
10366106	SUP	Sutter MS - IT Network Upgrade	20-Jul-15
10365764	SUP	Westport Heights ES - Replace Playground Matting	21-Jul-15
10363956	SUP	Hooper PC - IT Network Upgrade	22-Jul-15
10366108	SUP	Tate ES Aspire Tate Academy - IT Network Upgrade	22-Jul-15
10366873	CHRT	112th St. ES - 2015-16 Prop 39	23-Jul-15
10366883	CHRT	Bradley Global Awareness Magnet - 2015-16 Prop 39	23-Jul-15
10363971	SUP	Mariposa-Nabi PC - IT Network Upgrade	24-Jul-15
10366918	CHRT	Panorama HS - 2015-16 Prop 39	27-Jul-15
10365999	SUP	Aurora ES - IT Network Upgrade	27-Jul-15
10366041	SUP	Harmony ES - IT Network Upgrade	27-Jul-15
10366929	CHRT	Sun Valley HS - 2015-16 Prop 39 (North Valley Military Institute)	28-Jul-15
10105898	FA	Burton ES - Compliance with State & Federal Access Requirements	28-Jul-15
10105872	FA	Noble ES - Compliance with State & Federal Access Requirements	28-Jul-15
10366887	CHRT	Clinton MS - 2015-16 Prop 39	29-Jul-15
10366001	SUP	Bancroft MS - IT Network Upgrade	29-Jul-15
10366906	CHRT	Lorena ES - 2015-16 Prop 39	30-Jul-15
10366912	CHRT	Marina del Rey MS - 2015-16 Prop 39	30-Jul-15
10363862	SUP	52nd St. ES - IT Network Upgrade	30-Jul-15
10366006	SUP	Belvedere MS - IT Network Upgrade	30-Jul-15
10366881	CHRT	Belvedere MS - 2015-16 Prop 39	31-Jul-15
10366042	SUP	Hawaiian ES - IT Network Upgrade	31-Jul-15
10366579	SUP	Maple PC - SEEDS	31-Jul-15
10366612	SUP	Middleton ES - SEEDS	31-Jul-15
10366778	SUP	Twain MS - SEEDS	31-Jul-15
10366117	SUP	White MS - IT Network Upgrade	31-Jul-15
10366850	MCD	Mcbride Special Ed - Restroom Upgrade	1-Aug-15
10366109	SUP	Twain MS - IT Network Upgrade	3-Aug-15
10366895	CHRT	Fulton College Preparatory School - 2015-16 Prop 39	4-Aug-15
10366900	CHRT	Hillcrest ES - 2015-16 Prop 39	4-Aug-15

**Substantial Completion**

Project #	Managed Program	Project Name/Description	Date
10366718	LDP	Le Conte MS - Repair Old Carpet With Vinyl in Main Bldg	4-Aug-15
10366717	LDP	Overland ES - Install Electronic Camera Entry System	4-Aug-15
10366719	LDP	Saturn ES - Replace Old Carpet with Vinyl in Main Building	4-Aug-15
10366716	LDP	Shenandoah ES - Install Electronic Camera Entry System	4-Aug-15
10366002	SUP	Banning HS - IT Network Upgrade	4-Aug-15
10367019	MCD	Willenberg Sp Ed - Restroom Upgrades	5-Aug-15
10366027	SUP	Edison MS - IT Network Upgrade	5-Aug-15
10366083	SUP	Palisades Charter HS - IT Network Upgrade	5-Aug-15
10366100	SUP	Sepulveda MS - IT Network Upgrade	5-Aug-15
10366104	SUP	Sun Valley HS - IT Network Upgrade	5-Aug-15
10366112	SUP	Vaughn Next Century Learning Center - IT Network Upgrade	5-Aug-15
10105871	FA	Century Park ES - Compliance with State & Federal Access Requirements	5-Aug-15
10366899	CHRT	Heliotrope ES - 2015-16 Prop 39	6-Aug-15
10366908	CHRT	Los Angeles HS - 2015-16 Prop 39 (City Charter HS)	6-Aug-15
10366915	CHRT	Norwood ES - 2015-16 Prop 39	6-Aug-15
10366922	CHRT	Romer MS - 2015-16 Prop 39	6-Aug-15
10366926	CHRT	Stoner ES - 2015-16 Prop 39	6-Aug-15
10366814	MCD	Roybal LC - ADA Repairs	6-Aug-15
10366033	SUP	Figueroa ES - IT Network Upgrade	6-Aug-15
10366882	CHRT	Bernstein HS - 2015-16 Prop 39	7-Aug-15
10366903	CHRT	King ES - 2015-16 Prop 39	7-Aug-15
10105092	SLC	Wilson HS - Facilities Upgrades (Phase 2)	7-Aug-15
10365993	SUP	98th St. ES - IT Network Upgrade	7-Aug-15
10366934	CHRT	Western ES - 2015-16 Prop 39	10-Aug-15
10366818	MCD	Marina Del Rey MS - ADA Repairs	10-Aug-15
10366816	MCD	Narbonne HS - ADA Repairs	10-Aug-15
10366813	MCD	Taper ES - ADA Repairs	10-Aug-15
10366094	SUP	San Fernando HS - IT Network Upgrade	10-Aug-15
10366110	SUP	Tweedy ES - IT Network Upgrade	10-Aug-15
10366886	CHRT	Clay MS - 2015-16 Prop 39	11-Aug-15
10105880	FA	Berendo MS - Compliance with State & Federal Access Requirements	11-Aug-15
10366107	SUP	Sylmar HS - IT Network Upgrade	11-Aug-15
10004636	CIPR	93rd St. ES - Facelift	12-Aug-15
10004115	CIPR	Bethune MS - Facelift	12-Aug-15
10004124	CIPR	Peary MS - Facelift	12-Aug-15



Substantial Completion

Project #	Managed Program	Project Name/Description	Date
10004653	CIPR	Point Fermin Marine Science Magnet - Facelift	12-Aug-15
10366028	SUP	Elizabeth Learning Center - IT Network Upgrade	12-Aug-15
10366102	SUP	Southeast MS - IT Network Upgrade	12-Aug-15
10105940	SLC	Marshall HS - Facilities Upgrades	13-Aug-15
10366456	SUP	Pinewood ES - Floor Repairs	13-Aug-15
10105875	FA	10th St. ES - Compliance with State & Federal Access Requirements	14-Aug-15
10367017	MCD	Annandale ES - Restroom Upgrades	14-Aug-15
10366847	MCD	El Sereno MS - ADA Repairs	14-Aug-15
10366826	MCD	Lane ES - ADA Repairs	14-Aug-15
10366013	SUP	Camino Nuevo Academy #4: Cisneros Learning Academy - IT Network Upgrade	14-Aug-15
10366056	SUP	Le Conte MS - IT Network Upgrade	14-Aug-15

**DSA Certification**

Project #	Managed Program	Project Name/Description	Date
10152891	B_B	Playa Del Rey ES - Upgrade Fire Alarm System	16-Jul-15
10003845	CIPR	Westchester Enriched Sciences Magnets - Photovoltaic Installation	17-Jul-15
10002792	2SEM	Central Region ES #21	20-Jul-15
10106215	B_B	Hobart ES - Classrooms, Safety & Technology	20-Jul-15
10104900	FA	Hobart ES - Upgrade Fire Alarm System	20-Jul-15
10105277	B_B	Balboa Gifted/High Ability Magnet ES - Compliance with State & Federal Access Requirements	22-Jul-15
10104924	B_B	Birmingham Community Charter HS - Compliance with State & Federal Access Requirements	23-Jul-15
10106406	B_B	Woodlawn ES - Classrooms, Safety & Technology	24-Jul-15
10100313	FA	Woodlawn ES - Upgrade Fire Alarm System	24-Jul-15
10103787	M_K	Coldwater Canyon ES - Office Modernization	27-Jul-15
10105614	CPS	Parmelee ES - Auditorium A/C Project	28-Jul-15
10000093	2SEM	Central LA Area New HS #1	29-Jul-15
10003969	CIPR	Cleveland HS - Entry Improvements	29-Jul-15
10003974	CIPR	Garden Grove ES - HVAC Upgrade & New Restrooms	29-Jul-15
10003980	CIPR	Lemay ES - Campus Improvements	29-Jul-15
10003981	CIPR	Mayall ES - Lunch Area & Auditorium Renovation	29-Jul-15
10104878	B_B	Berendo MS - Modernization Project	31-Jul-15
10100143	B_B	Hamilton HS - Upgrade Fire Alarm System	31-Jul-15
10000074	2SEM	Central LA Area New MS #4	3-Aug-15
10103751	B_B	Broadway ES - A/C for Classrooms + Office	3-Aug-15
10103830	B_B	Broadway ES - A/C Upgrade Project	3-Aug-15
10105885	FA	32nd St./USC Performing Arts Magnet - Compliance with State & Federal Access Requirements	3-Aug-15
10105903	FA	Hubbard ES - Compliance with State & Federal Access Requirements	3-Aug-15
10105901	FA	Sharp ES - Compliance with State & Federal Access Requirements	3-Aug-15
10104940	B_B	Markham MS - A/C in Administration, Music, Library & Shop Buildings	3-Aug-15
10104211	QZB	Hollywood HS - Culinary Arts Academy	14-Aug-15



MONTHLY PROGRESS

Managed Program Glossary

<u>Managed Program</u>	<u>Managed Program Description</u>
2SEM	Two-Semester Neighborhood School Program
ACE	Adult Career Education
ASAB	Asbestos Abatement
B_B	Bond BB
BMP	Board Member Priority
CHRT	Charter School Bond Program
CIPR	Capital Improvement Program
CPS	Certificates of Participation
CRF	Core Facilities
CTE	Career Tech Education
ECE	Early Education Center
FA	Fire Alarm
JTU	Joint Use
LDP	Local District Priority
LSS	Life Safety and Seismic Retrofit
M_K	Measure K
MCD	Modified Consent Decree
MJR	Major Repairs
NAC	Non-Air Conditioned Spaces
PFA_Y	Proficiency For All
PMP	Portable Removal Plan
QZB	Qualified Zone Academy Bond
RHU	Relocatable Housing Unit
SLC	Small Learning Communities
SLR_R	Science Lab Renovation Measure R
SPED	Special Education
SRU	Seismic Retrofit Upgrades
SUP	School Upgrade Program
YBR_Y	Bond Funded - Deferred Maintenance



NEW CONSTRUCTION CHANGE ORDER RATES

PROJECTS COMPLETED PRIOR TO 2014

Total Number of Projects Completed Prior to 2014		Seats	Original Contract Amount	Final Contract Amount	Total Change Order %	User Change Order %
Renovation	4 Projects	1,841	\$71,185,500	\$90,037,132	26.48%	2.69%
All Other Projects	291 Projects	150,019	\$5,140,901,207	\$5,486,492,463	6.72%	0.74%
Total	295 Projects	151,860	\$5,212,086,707	\$5,576,529,595	6.99%	0.77%

PROJECTS COMPLETED FROM 2014 FORWARD

Project Name	Seats	Date Complete	Original Contract Amount	Final Contract Amount	Total Change Order %	User Change Order %
Diane Watson Career Center		2014-Q4	\$1,949,418	\$2,139,120	9.73%	0.66%
Total	1 Projects		\$1,949,418	\$2,139,120	9.73%	0.66%

GRAND TOTAL

Summary Totals		Seats	Original Contract Amount	Final Contract Amount	Total Change Order %	User Change Order %
Renovation	4 Projects	1,841	\$71,185,500	\$90,037,132	26.48%	2.69%
All Other Projects	292 Projects	150,019	\$5,142,850,625	\$5,488,631,583	6.72%	0.74%
Grand Total	296 Projects	151,860	\$5,214,036,125	\$5,578,668,715	6.99%	0.77%



REPAIR & MODERNIZATION CHANGE ORDER RATES

CONTRACTS COMPLETED PRIOR TO 2015

	Original Contract Amount	Final Contract Amount	Total Change Order %	User Change Order %
Total	\$2,810,737,886	\$3,169,803,961	12.77%	1.57%

CONTRACTS COMPLETED FROM 2015 FORWARD

School Name	Project Description	Date Complete	Original Contract Amount	Final Contract Amount	Total Change Order %	User Change Order %
Canoga Park HS	Small Learning Community	Q1-2015	\$845,000	\$1,248,708	47.78%	0.00%
Franklin HS	Fire Alarm System	Q1-2015	\$1,060,025	\$1,432,821	35.17%	0.00%
Highland Park Continuation HS	Fire Alarm System	Q1-2015	\$77,100	\$77,100	0.00%	0.00%
Huntington Park HS	HVAC - AUDITORIUM (COPS)	Q1-2015	\$2,110,000	\$2,306,232	9.30%	0.00%
Marlton Special Ed	Fire Alarm	Q1-2015	\$1,396,000	\$1,475,082	5.66%	0.00%
Narbonne HS	Certification of Port Bldgs/Fire Alarm	Q1-2015	\$366,000	\$405,534	10.80%	0.00%
Narbonne HS	Access Compliance - CSR Bldgs.	Q1-2015	\$429,000	\$440,048	2.58%	0.00%
San Pedro HS	SLC Implementation Plan	Q1-2015	\$1,294,000	\$1,673,914	29.36%	0.00%
Windsor Hills Math/Science/Aerospace Magnet	SME-1D FIRE ALARM	Q1-2015	\$290,700	\$359,560	23.69%	0.00%
Chatsworth HS Roofing	Remove & Replace Roof	Q2-2015	\$1,817,333	\$1,817,333	0.00%	0.00%
El Camino Real HS	Small Learning Community	Q2-2015	\$1,318,000	\$1,430,181	8.51%	0.00%
Playa Del Rey ES	Fire Alarm Upgrade	Q2-2015	\$286,990	\$218,369	-23.91%	0.00%
Stevenson MS	AIR CONDITIONING SYSTEM REPLACEMENT 2 BLDGS	Q2-2015	\$1,126,800	\$1,200,023	6.50%	0.00%
Van Nuys HS	Replace Field Lighting	Q2-2015	\$688,701	\$721,349	4.74%	0.00%
Total			\$13,105,649	\$14,806,253	12.98%	0 %



GRAND TOTAL

Summary Totals	Original Contract Amount	Final Contract Amount	Total Change Order %	User Change Order %
Contracts Completed Prior to 2015	\$2,810,737,886	\$3,169,803,961	12.77%	1.57%
Contracts Completed from 2015 Forward	\$13,105,649	\$14,806,253	12.98%	0 %
Grand Total	\$2,823,843,535	\$3,184,610,214	12.78%	1.56%



REPAIR & MODERNIZATION CHANGE ORDER RATES

GRAND TOTAL BY PROJECT TYPE

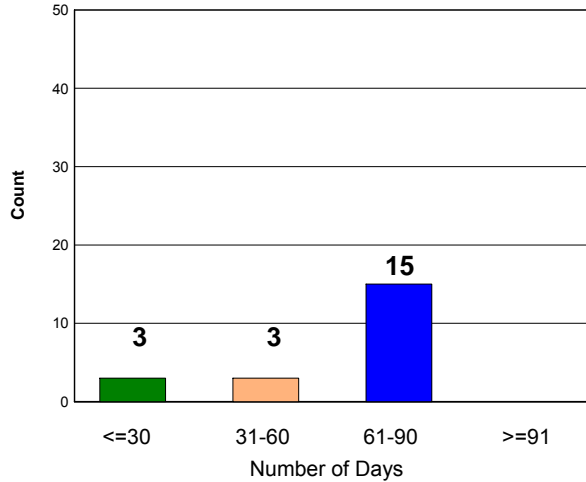
Project Type	Original Contract Amount	Final Contract Amount	Total Change Order %	User Change Order %
Adult & Career Education	\$30,445,000	\$34,100,403	12.01%	0.95%
Air Conditioning	\$279,663,979	\$323,920,934	15.83%	6.32%
Asbestos Abatement	\$27,068,983	\$27,066,302	-0.01%	1.59%
Athletic Facilities	\$67,437,482	\$78,460,034	16.34%	1.90%
Auditorium Renovations	\$16,677,914	\$22,320,250	33.83%	1.39%
Classroom Lighting	\$12,321,344	\$12,233,325	-0.71%	0.00%
Concrete Paving	\$7,899,573	\$7,898,054	-0.02%	0.06%
DSA Access Compliance	\$22,655,165	\$26,308,470	16.13%	0.70%
DSA Fire Alarm	\$328,554,946	\$392,982,170	19.61%	0.44%
Electrical / M&O Fire Alarm	\$12,695,143	\$13,968,166	10.03%	0.74%
Elevator Systems	\$8,085,523	\$8,488,833	4.99%	0.84%
Exterior Painting	\$45,350,309	\$48,284,811	6.47%	4.55%
Fire Damage Repair	\$198,000	\$198,000	0.00%	0.00%
Floor Coverings	\$51,217,560	\$52,472,263	2.45%	0.41%
Food Services Modernization	\$54,113,768	\$60,269,713	11.38%	0.62%
Hazard Mitigation	\$59,295,387	\$60,646,996	2.28%	1.16%
HVAC	\$93,516,458	\$105,439,664	12.75%	0.36%
Interior Painting	\$37,426,570	\$38,251,141	2.20%	0.36%
Joint-Use Athletic Field/Outdoor Facility	\$14,122,284	\$16,548,586	17.18%	0.76%
Library Renovation	\$7,550,263	\$9,043,614	19.78%	0.21%
Lockers	\$2,307,893	\$2,437,711	5.62%	3.27%
Lunch Shelters	\$21,366,927	\$23,155,357	8.37%	0.82%
Modernizations	\$346,932,745	\$432,740,708	24.73%	0.35%
New / Upgrade Library (Core)	\$4,338,500	\$4,841,423	11.59%	0.00%
New Building "Existing Facilities"	\$32,831,256	\$38,788,349	18.14%	0.70%
Paving / Greening / Equipment	\$169,506,523	\$185,007,156	9.14%	1.90%
Plumbing / Irrigation	\$71,745,788	\$74,748,135	4.18%	0.96%
Portables	\$28,615,227	\$31,650,012	10.61%	0.52%
Qualified Zone Academy Bonds (QZAB)	\$18,419,510	\$21,762,208	18.15%	2.23%
Roofing	\$66,328,259	\$67,900,095	2.37%	0.30%
Safety & Technology	\$618,827,781	\$663,311,470	7.19%	1.31%
Security System / CCTV	\$2,446,900	\$2,800,565	14.45%	0.00%
Seismic Retrofit	\$99,038,199	\$112,525,032	13.62%	3.00%
Sheet Metal / Fencing	\$30,086,661	\$31,081,314	3.31%	0.47%
Small Learning Communities	\$41,147,515	\$48,580,725	18.06%	0.53%
Wall Systems	\$21,647,073	\$23,038,831	6.43%	1.72%
Year-Round Air Conditioning Auditorium	\$19,420,277	\$21,241,584	9.38%	0.40%
Year-Round Air Conditioning Gym	\$52,742,129	\$60,298,231	14.33%	0.50%
Total	\$2,824,044,814	\$3,184,810,632	12.77%	1.56%



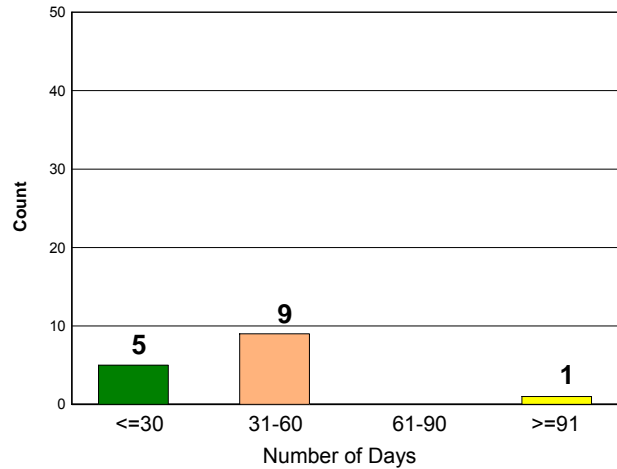
CHANGE ORDER PROCESSING TIME

New Construction

Open Change Orders



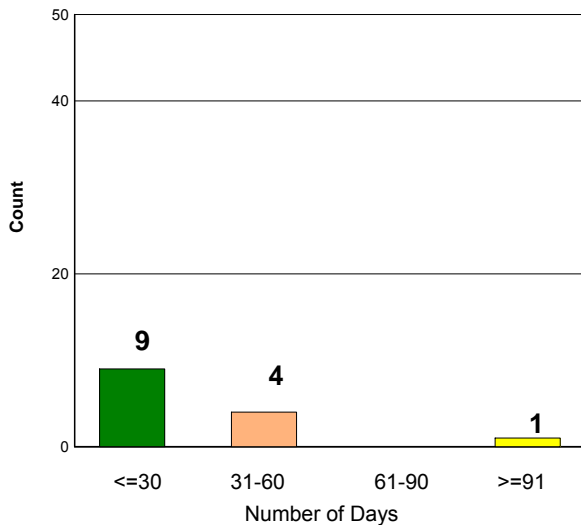
Approved from 7/16/15 to 8/15/15



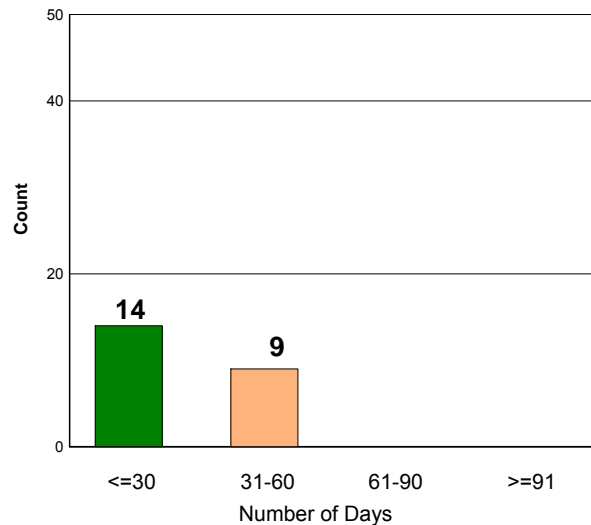
NC Total Approved for this period : **15**
Average Number of Days: **37**

Repair & Modernization

Open Change Orders



Approved from 7/16/15 to 8/15/15

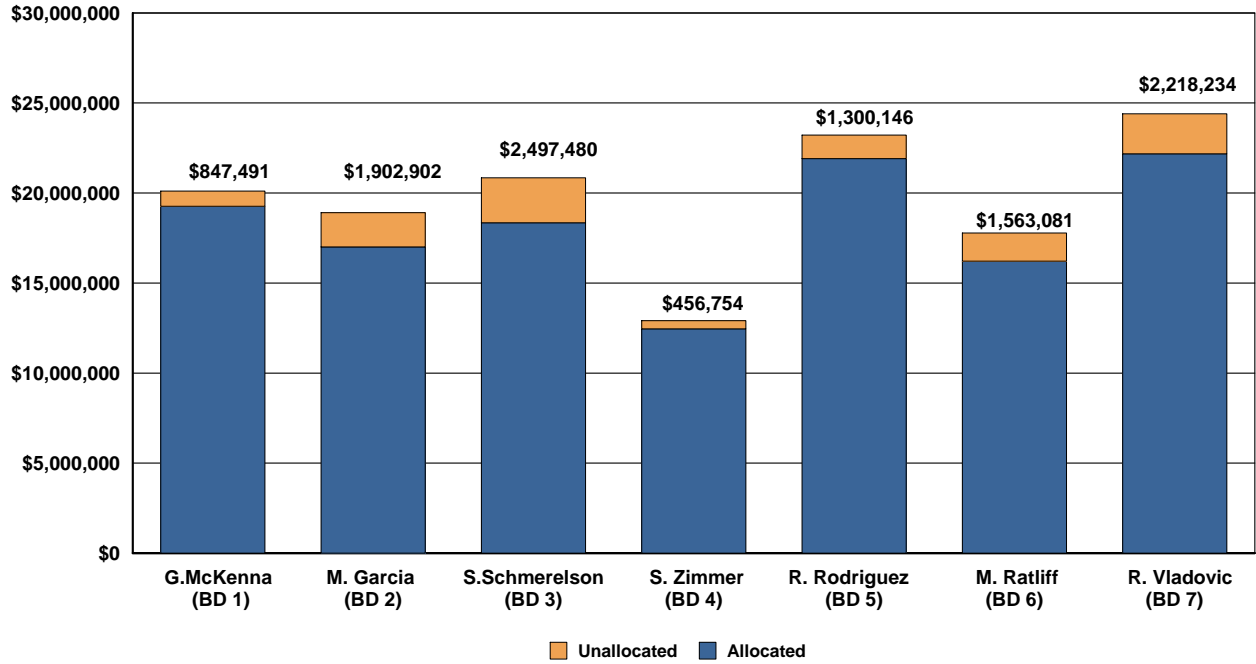


RM Total Approved for this period: **23**
Average Number of Days: **26**

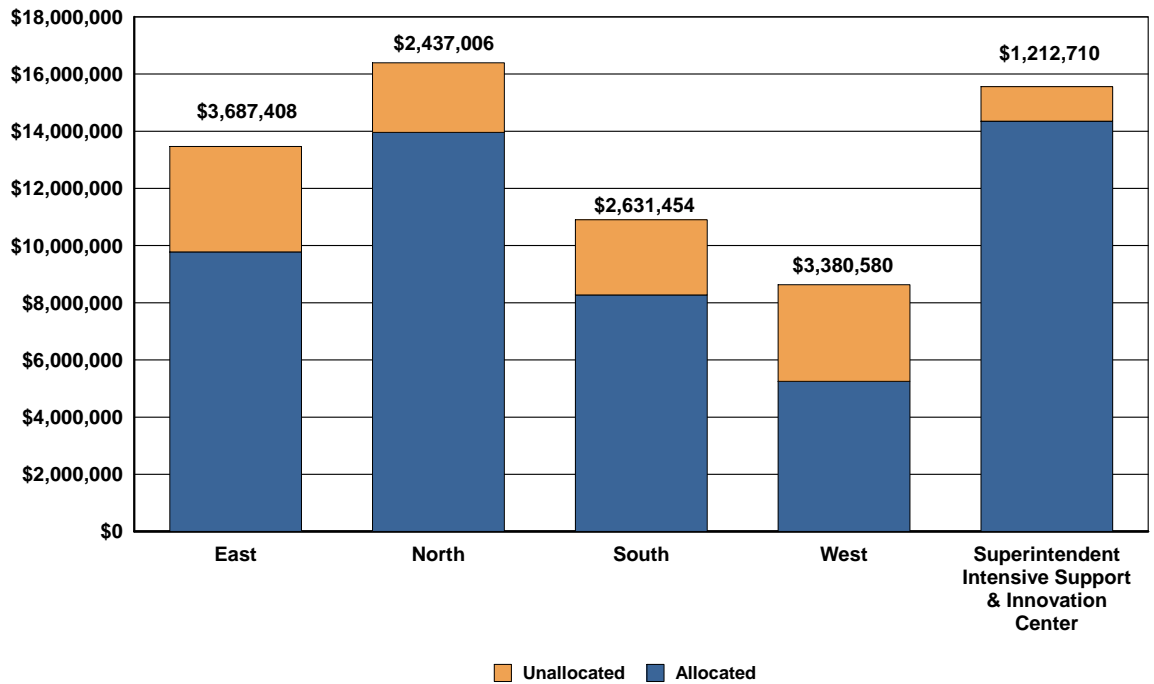
Data for Open Change Orders as of September 8, 2015



BOARD MEMBER PRIORITY FUNDS



EDUCATIONAL SERVICE CENTER PRIORITY FUNDS



Unallocated Bond Funds as of July 1, 2013



FEDERAL STIMULUS BOND STATUS (BAB AND QSCB)

Local Bond Measure	Bond Type	Amount Issued*	Expenditures as of 8/15/15	% Expended	Remaining to Spend
Measure K	Build America Bonds	\$199,898,054	\$183,583,461	91.84%	\$16,314,593
Measure R	Build America Bonds	\$840,218,663	\$807,457,984	96.10%	\$32,760,680
Measure Y	Build America Bonds	\$1,579,005,124	\$1,400,638,341	88.70%	\$178,366,783
Measure Y	Qualified School Construction Bond	\$608,594,112	\$608,594,112	100.00%	\$0
		\$3,227,715,953	\$3,000,273,897	92.95%	\$227,442,056

*net cost of issuance

Between October 2009 and May 2010, LAUSD sold more than \$4 billion of Measure K, Measure R and Measure Y General Obligation Bonds (GO Bonds) in an effort to ensure the District could complete the current bond program as planned.

The GO Bonds included traditional tax exempt bonds as well as Build America Bonds (BABs) and Qualified School Construction Bonds (QSCBs). BABs are taxable municipal bonds that require the Federal government to pay State or local government issuers a payment equal to 35% of the interest payments on those bonds, which lowers the issuer's cost of borrowing. QSCBs provide Federal tax credits for bondholders in lieu of interest in order to reduce an issuer's cost of borrowing and must be spent within three years of issuance.

The table above shows the amount of BABs and QSCBs issued by LAUSD, how much has been spent and how much is remaining to spend.



BOARD OF EDUCATION ACTIONS

RECENT BOARD ACTIONS

Report #	Action Item	BOC Date	Board Date
	No Board Actions for this Period due to Summer Break	N/A	N/A