



# FACILITIES SERVICES DIVISION

## *Consolidated Monthly Program Status Report*

*Prepared for  
Bond Oversight Committee  
September 2011*

*Data Through August 31, 2011*



## *Consolidated Monthly Program Status Report*

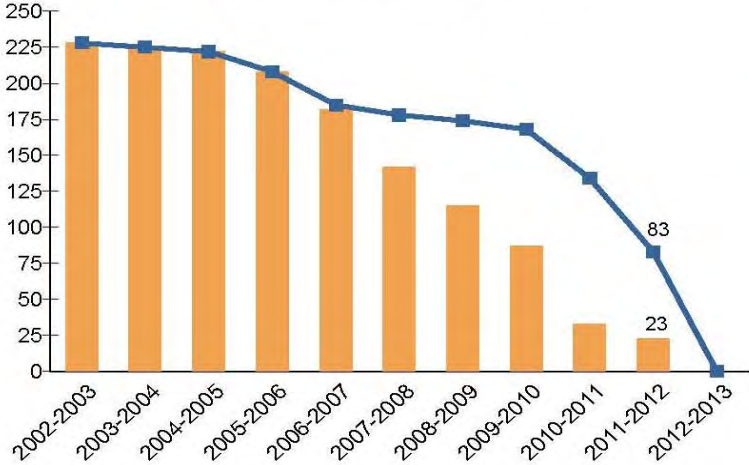
### TABLE OF CONTENTS

Program Goals .....	1
Key Deliverables .....	2
Capital Needs Assessment and Master Planning Effort .....	4
Monthly Progress .....	5
New Construction Change Order Rates .....	11
Repair & Modernization Change Order Rates .....	12
Change Order Processing Time .....	16
Unallocated Bond Funds .....	17
Federal Stimulus Bond Status (BAB and QSCB) .....	18
Board of Education Actions .....	19

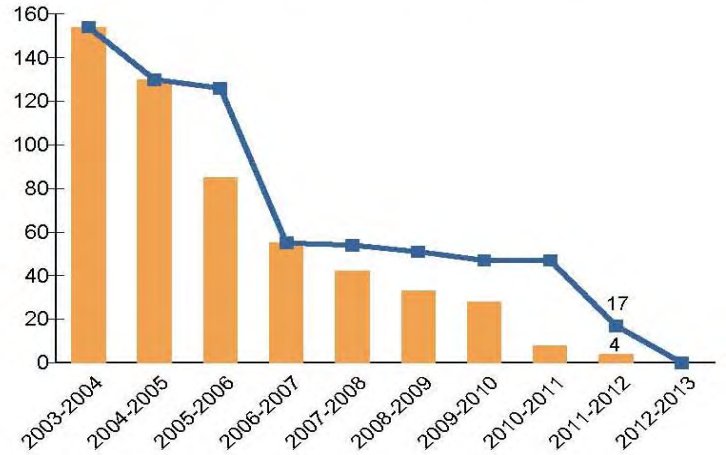


### PROGRAM GOALS

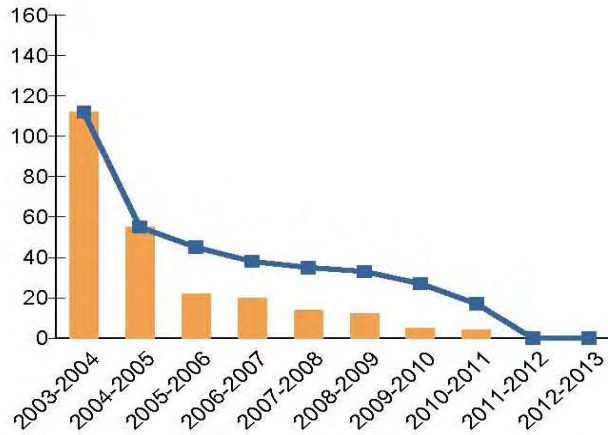
Schools on Multi-Track Calendar



Schools on Concept 6 Calendar



Schools With Involuntary Busing



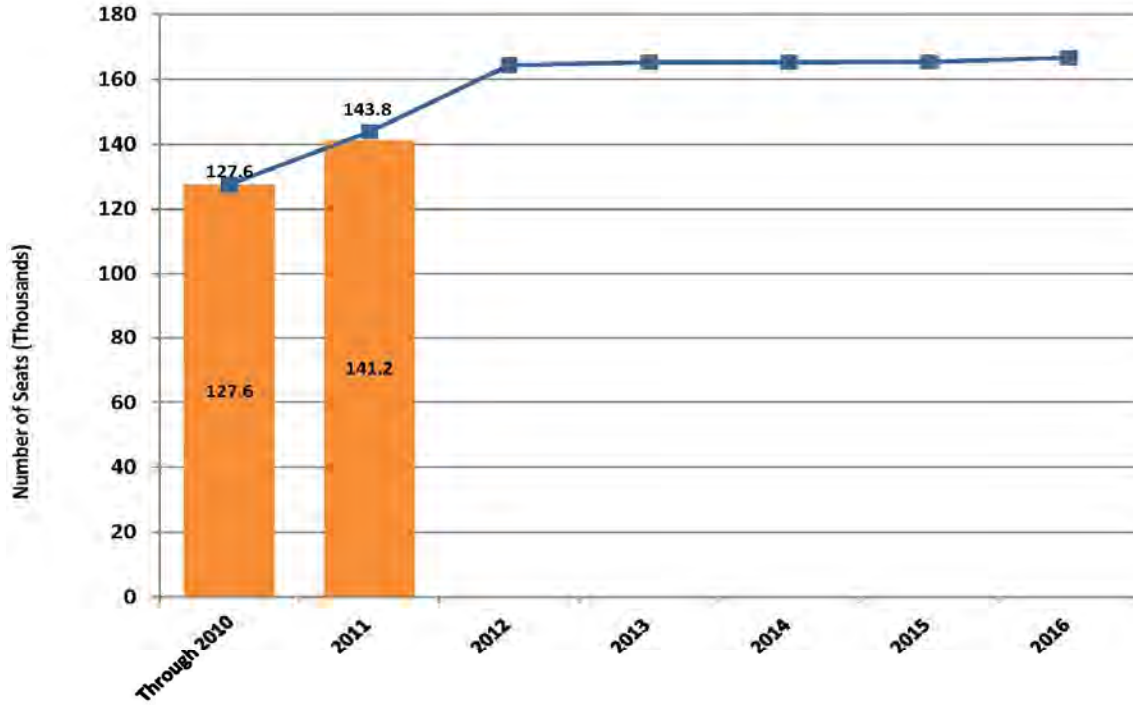
ACTUAL
  BASELINE

Actual 2011-2012 data for Schools with Involuntary Busing will be added after norm day



### KEY DELIVERABLES

#### New Seat Delivery



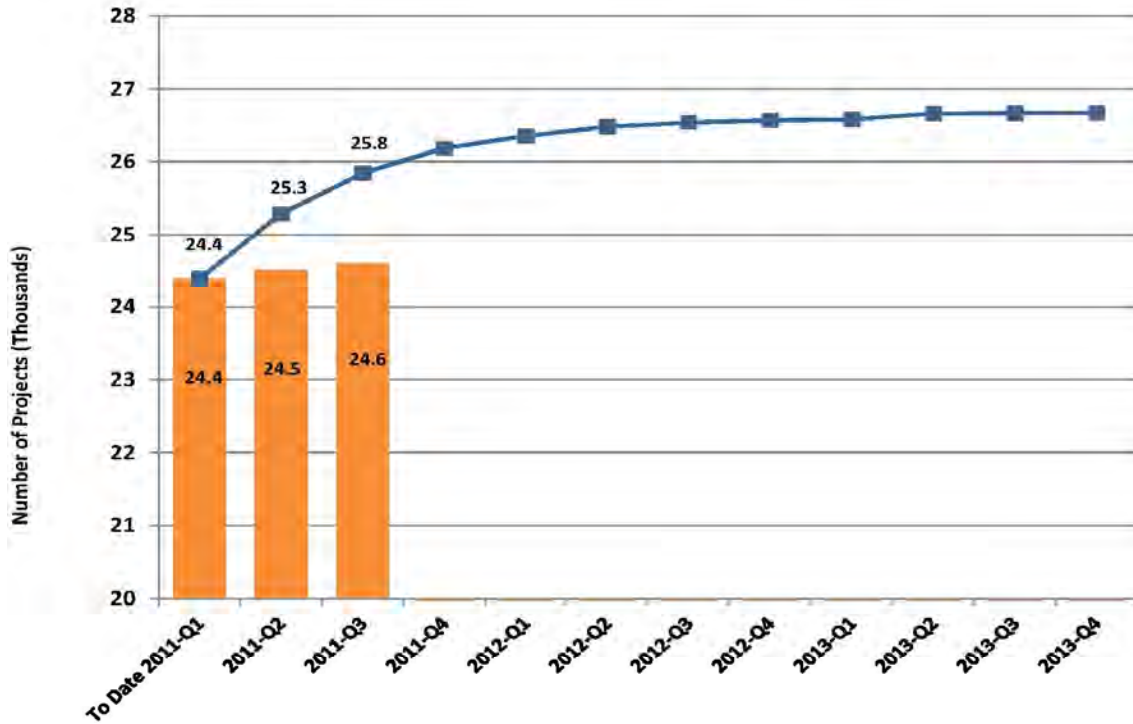
ACTUAL      BASELINE

Baseline is the 2011 Facilities Services Division Strategic Execution Plan

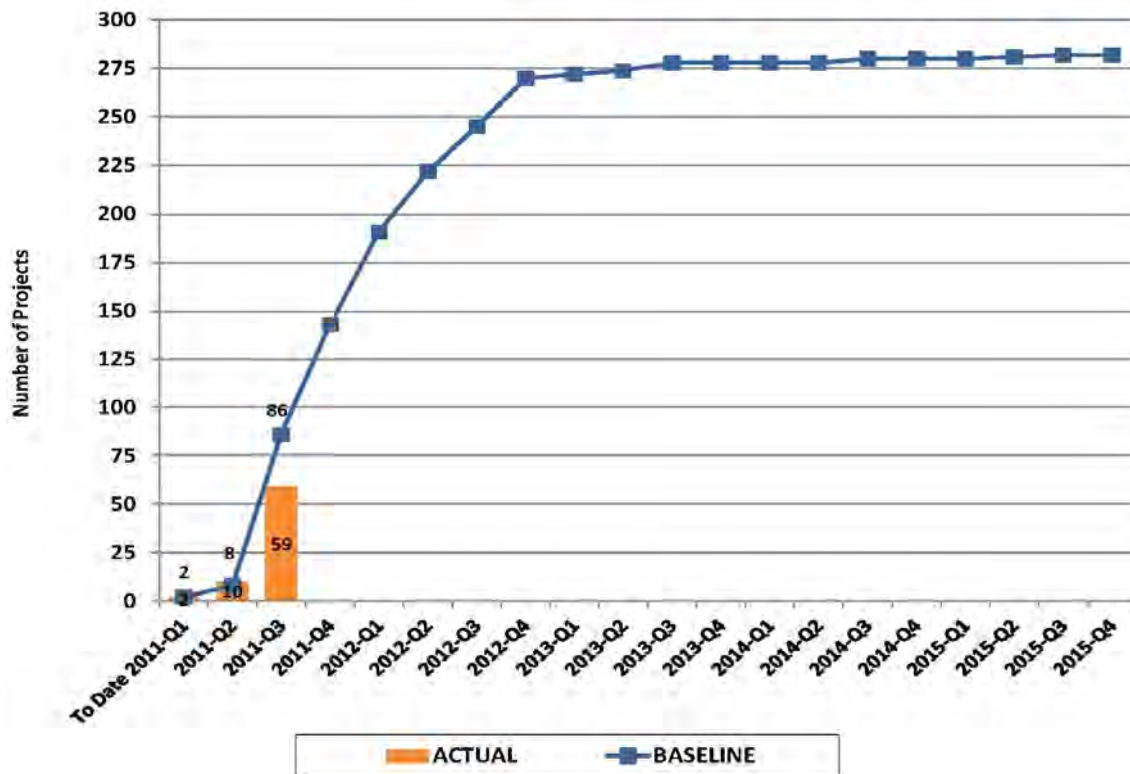


## KEY DELIVERABLES

### Repair & Modernization Project Completion



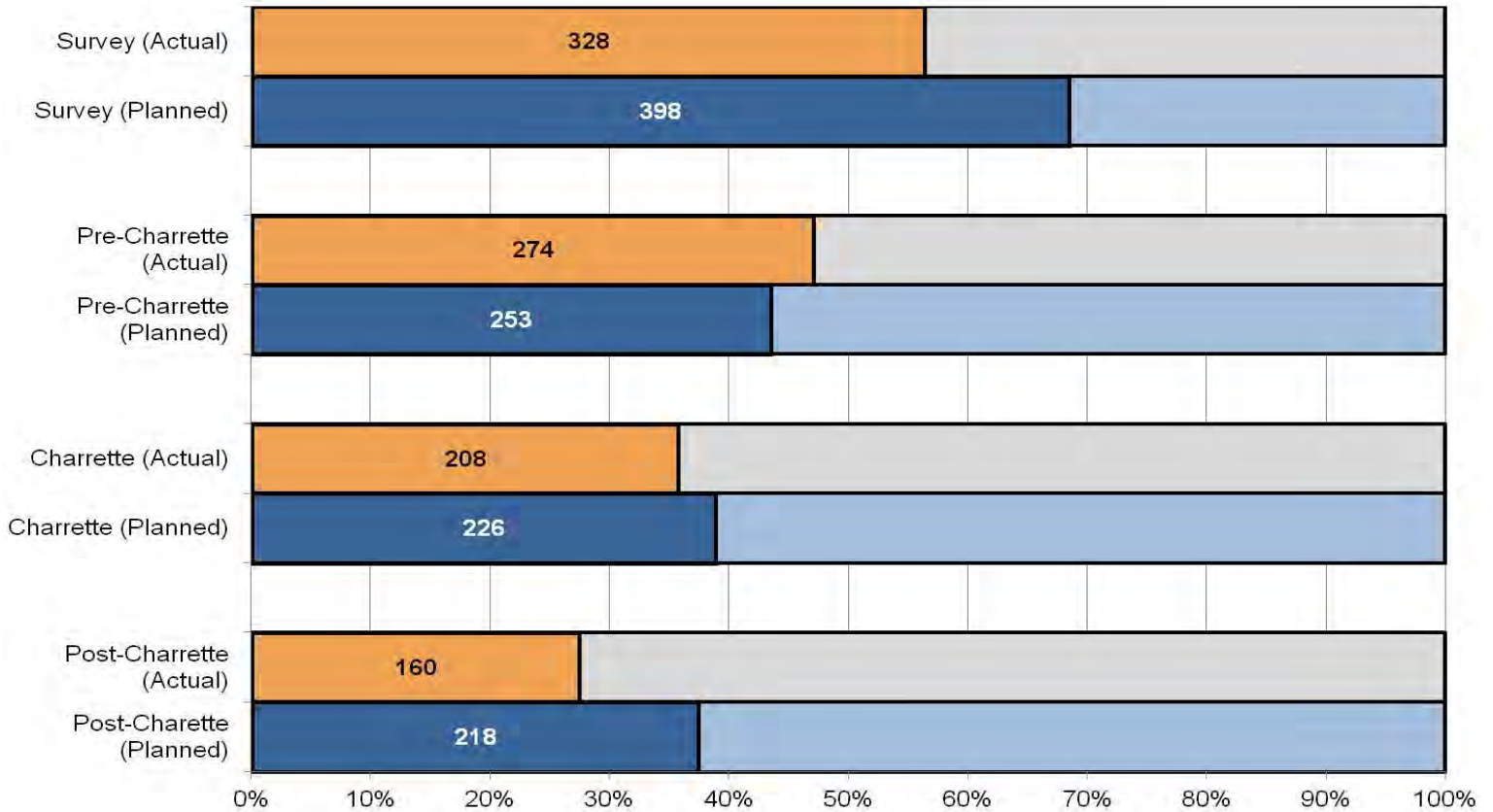
### CIPR Project Completion



Baseline is the 2011 Facilities Services Division Strategic Execution Plan



### CAPITAL NEEDS ASSESSMENT AND MASTER PLANNING EFFORT





### MONTHLY PROGRESS

#### NTP DESIGN

##### New Construction

Project #	Project Name	Date
N/A		

##### Repair & Modernization

Project #	School Name	Project Description	Date
N/A			

##### Capital Improvement Program Reserve (CIPR)

Project #	Project Name	Date
23.09968	Cleveland HS - Photovoltaic Installation	4-Aug-11
23.09969	Grant HS - Photovoltaic Installation	4-Aug-11
23.09974	Taft HS - Photovoltaic Installation	4-Aug-11
23.09976	Venice HS - Photovoltaic Installation	4-Aug-11
23.09977	Washington Preparatory HS - Photovoltaic Installation	4-Aug-11

#### DSA APPROVAL

##### New Construction

Project #	Project Name	Date
N/A		

##### Repair & Modernization

Project #	School Name	Project Description	Date
1ZKD3-2	Gardena HS	SLC	1-Aug-11
1ZZA3-1	Chatsworth HS	Purchase & Install Modular Building at Girls Softball Field	10-Aug-11
1ZJ74-2	Hollywood HS	SLC DSA	18-Aug-11
288Q8-1	South Park ES	New Food Service / Indoor Dining	29-Aug-11

##### Capital Improvement Program Reserve (CIPR)

Project #	Project Name	Date
N/A		

#### NTP CONSTRUCTION

##### New Construction

Project #	Project Name	Date
N/A		



**MONTHLY PROGRESS**

**NTP CONSTRUCTION (CONTINUED)**

**Repair & Modernization**

<b>Project #</b>	<b>School Name</b>	<b>Project Description</b>	<b>Date</b>
1ZZW9-1	Cochran MS	Landscape / Irrigation Systems	1-Aug-11
1ZSX1-1	Manchester ES	Non Air Conditioned Clssrms & Mdf Room	1-Aug-11
1ZSX2-1	Manual Arts HS	Non Air Conditioned Clssrms & Mdf Room	1-Aug-11
1ZZY1-1	Marvin ES	Benches & Tables	1-Aug-11
1ZMK3-6	Serrania ES	Mod to Storm Water System	1-Aug-11
536Q6-3	Northridge MS	ADA Access Repairs	2-Aug-11
342Q5-3	Graham ES	ADA Access Repairs	3-Aug-11
929Q2-3	Cleveland HS	ADA Access Repairs	4-Aug-11
1Z129-1	Pinewood EEC	Repair/Replace Playground Matting	9-Aug-11
834Q7-3	Brooklyn ES	ADA Access Repairs	10-Aug-11
191Q5-3	Hollenbeck MS	ADA Access Repairs	10-Aug-11
938Q4-5	Maclay MS	ADA Access Repairs	10-Aug-11
132Q1-3	Monroe HS	ADA Access Repairs	10-Aug-11
1ZQM8-1	Business Service Center M&O	Replace Deterior Roofing & Gutters	11-Aug-11
1ZWV4-1	Darby ES	Mitigate Lead in Water	15-Aug-11
1ZRY8-1	Micheltorena ES	Replace Deterior Floor Covering	15-Aug-11
1ZS80-1	South Gate HS	Replace Deterior Restroom	15-Aug-11
2Z071-1	Sterry ES	Mitigate Lead in Water	15-Aug-11
8907E-4	Venice HS	Boys Gym Heating & Kitchen Hood Fire Suppression System Replacement	15-Aug-11
8907E-1	Venice HS	79(105/8) Classrooms Req AC + Office	15-Aug-11
1ZSI1-1	Carthay Center ES	API - Electrical Switch and Hardware for Auditorium Screen	16-Aug-11
1ZWO7-1	Fairburn ES	Classroom Furniture	16-Aug-11
1ZVI4-1	Kentwood ES	Tile Main Building	16-Aug-11
1ZZU5-1	Brentwood Science Magnet	ADA Ramp To Science Labs	17-Aug-11
1ZZU6-1	Millikan MS	ADA Ramp To Clsrm 51, 51A, 53, 54, 55, & 58	17-Aug-11
1ZXG1-1	Pacoima EEC	New Shade Structure	18-Aug-11
1ZDJ1-1	Riverside ES	Re-Roofing	19-Aug-11
1ZLN6-1	Dayton Heights ES	Mobile Health Clinic	23-Aug-11
1ZLQ7-1	Ramona ES	Mobile Health Clinic	23-Aug-11
1ZRU6-1	52nd St. ES	Major Reno Faculty RR, Bld. 002Bcj, Loc 18082	24-Aug-11
1ZSY4-1	Barton Hill ES	Non Air Conditioned Clssrms & Mdf Room	24-Aug-11
1ZUH3-1	Bellingham PC	Mitigate Lead in Water	24-Aug-11
1ZSZ2-1	Hawaiian ES	Non Air Conditioned Clssrms & Mdf Room	24-Aug-11
1ZSZ4-1	Leapwood ES	Non Air Conditioned Clssrms & Mdf Room	24-Aug-11
614Q3-3	Murchison ES	ADA Access Repairs	25-Aug-11
790Q3-3	Nimitz MS	ADA Access Repairs	25-Aug-11
373Q1-3	Van Nuys HS	ADA Access Repairs	25-Aug-11





## MONTHLY PROGRESS

### NTP CONSTRUCTION (CONTINUED)

#### Capital Improvement Program Reserve (CIPR)

Project #	Project Name	Date
23.10221	Bancroft MS Performing Arts Magnet - Facelift	1-Aug-11
23.10226	Griffith MS - Facelift	1-Aug-11
23.10115	Henry MS - Facelift	1-Aug-11
23.10199	Nimitz MS - Facelift	1-Aug-11
23.10116	Olive Vista MS - Facelift	1-Aug-11
23.10201	Peary MS - Facelift	1-Aug-11
23.10114	Woodland Hills Academy - Facelift	1-Aug-11
23.10157	Wright MS - Facelift	1-Aug-11
23.10200	Edison MS - Facelift	2-Aug-11

### SUBSTANTIAL COMPLETION

#### New Construction

Project #	Project Name	Date
56.41206	Manhattan ES - 2011-12 Prop 39	1-Aug-11
56.41209	Mosk ES - 2011-12 Prop 39	1-Aug-11
56.41216	Raymond ES - 2011-12 Prop 39	1-Aug-11
56.41224	Sunny Brae ES - 2011-12 Prop 39	1-Aug-11
56.41190	Columbus MS - 2011-12 Prop 39	2-Aug-11
56.41202	King ES - 2011-12 Prop 39	8-Aug-11
56.41182	Audubon MS - 2011-12 Prop 39	10-Aug-11
56.41227	Walgrove ES - 2011-12 Prop 39	11-Aug-11
56.41226	24th St. ES - 2011-12 Prop 39	15-Aug-11
56.41196	Erwin ES - 2011-12 Prop 39	15-Aug-11
33.08183	Irving MS - 2011-12 Prop 39	16-Aug-11
56.41218	Romer MS - 2011-12 Prop 39	16-Aug-11
56.41222	Sun Valley MS - 2011-12 Prop 39	16-Aug-11
56.41180	Albion ES - 2011-12 Prop 39	17-Aug-11
56.41191	Cowan ES - 2011-12 Prop 39	17-Aug-11
56.41195	El Sereno ES - 2011-12 Prop 39	17-Aug-11
56.41183	Belmont HS - 2011-12 Prop 39	18-Aug-11
56.41198	Grant ES - 2011-12 Prop 39	18-Aug-11
56.41217	Reseda HS - 2011-12 Prop 39	18-Aug-11
56.41228	Webster MS - 2011-12 Prop 39	18-Aug-11
56.41229	Weemes ES - 2011-12 Prop 39	18-Aug-11
56.41184	Berendo MS - 2011-12 Prop 39	19-Aug-11
56.41186	Burbank MS - 2011-12 Prop 39	19-Aug-11
56.41219	2nd St. ES - 2011-12 Prop 39	22-Aug-11



**MONTHLY PROGRESS**

**SUBSTANTIAL COMPLETION (CONTINUED)**

**New Construction (Continued)**

<b>Project #</b>	<b>Project Name</b>	<b>Date</b>
56.41185	Breed ES - 2011-12 Prop 39	22-Aug-11
56.41204	LeConte MS - 2011-12 Prop 39	22-Aug-11
56.41205	Los Feliz ES - 2011-12 Prop 39	22-Aug-11
56.41208	Marina Del Rey MS - 2011-12 Prop 39	22-Aug-11
56.41211	Olive Vista MS - 2011-12 Prop 39	22-Aug-11
56.41220	Selma ES - 2011-12 Prop 39	22-Aug-11
56.41231	Wright MS - 2011-12 Prop 39	22-Aug-11
56.41189	Coliseum ES - 2011-12 Prop 39	23-Aug-11
56.41215	Ramona Opportunity HS - 2011-12 Prop 39	23-Aug-11

**Repair & Modernization**

<b>Project #</b>	<b>School Name</b>	<b>Project Description</b>	<b>Date</b>
1ZWN9-1	Albion ES	Purchase & Install Lunch Tables & Chairs	1-Aug-11
1ZLM8-1	Alexandria ES	Mobile Health Clinic (Dental)	1-Aug-11
1ZUA2-1	Burroughs MS	Provide New Fence at Entrance of School	1-Aug-11
852Q5-1	Figueroa ES	SME 3C Fire Alarm	1-Aug-11
1ZS53-1	Muir MS	Single Zone A/C Unit (5 Tons or Up)-Heat Pump, Cool Gas Fired	1-Aug-11
256Q9-1	Hubbard EEC	New Shade Shelter(s)	2-Aug-11
1ZFZ2-1	Carver MS	Install Artificial Turf	3-Aug-11
1ZFZ2-2	Carver MS	Turf, Light & Rstrm	3-Aug-11
783Q4-1	Carver MS	ADA (Americans W/Disability Act)	3-Aug-11
1ZP53-1	Sterry ES	Renovate Auditorium	3-Aug-11
1ZMQ4-1	Belmont HS	Renovate Extg Athletic Field	4-Aug-11
1ZW09-2	Hollenbeck MS	Disconnect Portable Building	5-Aug-11
8090E-2	Carnegie MS	Move Chiller	8-Aug-11
1Z644-1	Cabrillo EEC	Add or Replace Markerboards	11-Aug-11
1ZSY7-1	Chapman ES	Non Air Conditioned Clssrms & Mdf Room	11-Aug-11
1ZVT6-1	Hale MS	Dance Studio	11-Aug-11
1ZRR7-1	Hughes ES	Replace Deterior C3020 Floor Finishes VCT Replace w/Ceramic	11-Aug-11
802Q7-1	Vermont ES	Fire Alarm System	11-Aug-11
1ZU56-1	White MS	Non Air Conditioned Spaces - Phase 1B	11-Aug-11
1ZS67-1	Franklin HS	Repair Deterior Ceiling in Boys Gym-Safety Issue	12-Aug-11
1ZTE1-1	Parthenia ES	Mitigate Lead in Water	12-Aug-11
1ZUI3-1	Pinewood EEC	Mitigate Lead in Water	12-Aug-11
1ZHI6-1	El Camino Real HS	Seismic Retrofit - Physical Education Building 004Car	14-Aug-11
1ZHJ2-1	Gardena HS	Seismic Retrofit - Administration Only 005Can	15-Aug-11
1ZKD5-2	Sylmar HS	Small Learning Communities - Outdoor Spaces, Visual Identity	15-Aug-11
1ZUC9-1	Calvert ES	Community School Park	16-Aug-11



**MONTHLY PROGRESS**

**SUBSTANTIAL COMPLETION (CONTINUED)**

**Repair & Modernization (Continued)**

<b>Project #</b>	<b>School Name</b>	<b>Project Description</b>	<b>Date</b>
582Q9-2	Highland Park HS	ADA Code Compliance	17-Aug-11
244Q9-2	Dena ES	SME ADA Cert	18-Aug-11
232Q0-2	Roscoe ES	SME ADA Cert	18-Aug-11
1ZSY9-1	Dana MS	Non Air Conditioned Clssrms & Mdf Room	22-Aug-11
871Q0-1	Farmdale ES	Fire Alarms	23-Aug-11
1ZSX3-1	McKinley ES	Non Air Conditioned Clssrms & Mdf Room	24-Aug-11
820Q5-1	Olive Vista MS	Fire Alarm	24-Aug-11
404Q6-1	Polytechnic HS	Replace Fire Alarm System	24-Aug-11
858Q4-1	Manhattan ES	Office Modernization	25-Aug-11
1Z129-1	Pinewood EEC	Repair/Replace Playground Matting	25-Aug-11
104Q2-1	Alexandria ES	SME 3C Fire Alarm	26-Aug-11
106Q9-1	Alexandria ES	Provide 37 New Wall Mounts & 20 Roof Mounts	26-Aug-11
317Q7-1	Alexandria ES	AC	26-Aug-11
1ZSS7-1	Farmdale ES	Non Air Conditioned Clssrms & Mdf Room	26-Aug-11
1ZGE5-1	Primary Academy PC	Renovation to Existing Lunch Shelter	29-Aug-11
1ZS12-1	Rockdale ES	Replace Deterioriated Restrmm Partitions	29-Aug-11
1ZS14-1	Rockdale ES	Repipe Boys & Girls Restrmm	29-Aug-11
1ZUN1-1	Toland Way EEC	Mitigate Lead in Water	29-Aug-11
1ZSI1-1	Carthay Center ES	API - Electrical Switch and Hardware for Auditorium Screen	30-Aug-11
1ZZW9-1	Cochran MS	Landscape / Irrigation Systems	30-Aug-11
1ZZY1-1	Marvin ES	Benches & Tables	30-Aug-11
557Q1-1	Pacific ES	Fire Alarm	30-Aug-11
1ZWO7-1	Fairburn ES	Classroom Furniture	31-Aug-11
1ZVI4-1	Kentwood ES	Tile Main Building	31-Aug-11
279Q2-1	Lillian ES	SME 3C Fire Alarm	31-Aug-11

**Capital Improvement Program Reserve (CIPR)**

<b>Project #</b>	<b>Project Name</b>	<b>Date</b>
23.10034	Hamilton HS - Facelift	8-Aug-11
23.10036	Taft HS - Facelift	12-Aug-11
23.10035	Reseda HS - Facelift	15-Aug-11
23.10101	Sutter MS - Facelift	15-Aug-11
23.10037	Washington Preparatory HS - Facelift	15-Aug-11
23.10102	San Fernando HS - Facelift	18-Aug-11
23.10033	Polytechnic HS - Facelift	19-Aug-11
56.40122	Sherman Oaks ES - Flooring	21-Aug-11
23.10151	Westchester HS - Facelift	25-Aug-11
23.10054	Canoga Park ES - Technology Upgrades	30-Aug-11



### MONTHLY PROGRESS

#### SUBSTANTIAL COMPLETION (CONTINUED)

##### Capital Improvement Program Reserve (CIPR) (Continued)

Project #	Project Name	Date
56.40101	Canoga Park HS - Stage Renovation	30-Aug-11
56.40127	Topeka ES - Technology Upgrades	31-Aug-11

#### DSA CERTIFICATION

##### New Construction

Project #	Project Name	Date
N/A		

##### Repair & Modernization

Project #	School Name	Project Description	Date
4881H-1	Limerick ES	56/33 Classrooms, Safety & Tech.	9-Aug-11
2470H-2	Blythe ES	Trenching, Done with BB Air Cond	10-Aug-11
118Q1-1	135th St. ES	Fire Alarm SME Project	14-Aug-11
426Q4-1	122nd St. ES	SME 3C Fire Alarm	22-Aug-11
2178F-1	Aragon ES	Lunch Shelters	22-Aug-11
8557E-1	Birmingham HS	Classrooms Requiring A/C + Office	22-Aug-11
2507E-2	Brentwood Science Magnet	Air Cond III Prtn 2 of 2	24-Aug-11
2507E-1	Brentwood Science Magnet	45(46/8) Clsrms Req Ac + Office	24-Aug-11

##### Capital Improvement Program Reserve (CIPR)

Project #	Project Name	Date
N/A		



## NEW CONSTRUCTION CHANGE ORDER RATES

### PROJECTS COMPLETED PRIOR TO 2011

Total Projects Completed	Seats	Original Contract Amount	Final Contract Amount	Total Change Order %	User Change Order %
Renovation	4	\$71,185,500	\$90,037,132	26.48%	2.69%
All Other Projects	216	\$3,611,782,701	\$3,875,107,997	7.29%	0.38%
<b>Total</b>	<b>220</b>	<b>\$3,682,968,201</b>	<b>\$3,965,145,129</b>	<b>7.66%</b>	<b>0.42%</b>

### PROJECTS COMPLETED IN 2011 TO DATE

Project Name	Seats	Date Complete	Original Contract Amount	Final Contract Amount	Total Change Order %	User Change Order %
Valley Region Blythe ES Addition	400	Q1-2011	\$5,648,000	\$6,852,014	21.32%	13.37%
Valley Region HS #4	1,215	Q1-2011	\$76,623,750	\$82,003,569	7.02%	0.30%
Valley Region HS #9	810	Q2-2011	\$48,379,800	\$50,801,695	5.01%	0.25%
Central Region MS #7	1,350	Q2-2011	\$81,149,250	\$82,822,426	2.06%	0.01%
South Region HS #2	2,025	Q2-2011	\$95,571,087	\$98,333,501	2.89%	0.00%
Central Region HS #16	2,025	Q2-2011	\$94,676,344	\$98,377,510	3.91%	0.68%
South Region ES #6	950	Q2-2011	\$28,201,885	\$28,921,589	2.55%	1.66%
Central Region ES #14	875	Q3-2011	\$29,378,042	\$33,608,231	14.40%	8.10%
South Region HS #4 (i)	1,809	Q3-2011	\$110,775,000	\$110,775,000	0.00%	0.00%
<b>Total</b>	<b>11,459</b>		<b>\$570,403,158</b>	<b>\$592,495,535</b>	<b>3.87%</b>	<b>0.81%</b>

### GRAND TOTAL

Summary Totals	Seats	Original Contract Amount	Final Contract Amount	Total Change Order %	User Change Order %
Renovation	4	\$71,185,500	\$90,037,132	26.48%	2.69%
All Other Projects	225	\$4,182,185,859	\$4,467,603,531	6.82%	0.44%
<b>Total</b>	<b>229</b>	<b>\$4,253,371,359</b>	<b>\$4,557,640,663</b>	<b>7.15%</b>	<b>0.48%</b>



## REPAIR & MODERNIZATION CHANGE ORDER RATES

### FORMAL CONTRACTS COMPLETED PRIOR TO 2011

	Original Contract Amount	Final Contract Amount	Total Change Order %	User Change Order %
All Formal Contracts	\$2,173,287,521	\$2,398,154,761	10.35%	1.95%

### FORMAL CONTRACTS COMPLETED IN 2011 TO DATE

School Name	Project Description	Date Complete	Original Contract Amount	Final Contract Amount	Total Change Order %	User Change Order %
Banning HS	Remove & Replace Roof	Q1-2011	\$548,000	\$548,000	0.00%	0.00%
Beckford ES	Roofing	Q1-2011	\$421,900	\$436,729	3.51%	0.00%
Cabrillo ES	Fire Alarm	Q1-2011	\$353,000	\$378,052	7.10%	0.00%
Chase ES	Exterior Paint	Q1-2011	\$54,200	\$54,200	0.00%	0.00%
Cimarron ES	Fire Alarm (Bundling Effort)	Q1-2011	\$700,600	\$720,060	2.78%	0.00%
Clay MS	Fire Alarm (Bundling Effort)	Q1-2011	\$919,400	\$1,356,249	47.51%	0.00%
Dorsey HS	Small Learning Communities Phase II	Q1-2011	\$385,441	\$441,721	14.60%	0.00%
Elizabeth Learning Center	Science Lab Renovation	Q1-2011	\$329,000	\$344,656	4.76%	0.00%
Franklin HS	Grandstands & ADA Compliance	Q1-2011	\$1,189,000	\$2,044,909	71.99%	0.00%
Grant HS	Small Learning Communities	Q1-2011	\$862,000	\$974,884	13.10%	0.76%
Grape ES	SM2 Fire Alarm	Q1-2011	\$346,700	\$375,899	8.42%	0.00%
Independence ES	Fire Alarm	Q1-2011	\$495,000	\$508,561	2.74%	0.00%
Los Angeles Center for Enriched Studies	Elevator Building	Q1-2011	\$378,000	\$389,080	2.93%	0.00%
Latona ES	Fire Alarm	Q1-2011	\$319,460	\$319,460	0.00%	0.00%
Latona ES	New Multi-Purpose & Classroom Bldgs.	Q1-2011	\$3,543,540	\$4,073,290	14.95%	0.00%
Limerick ES	New Library Building-Phase II	Q1-2011	\$1,249,000	\$1,345,436	7.72%	0.00%
Lockwood ES	SM2 Fire Alarm	Q1-2011	\$446,000	\$500,571	12.24%	0.00%
Madison MS	Repair/Replace Folding Bleachers	Q1-2011	\$248,600	\$293,910	18.23%	0.00%
Pomelo ES	Exterior Paint	Q1-2011	\$48,050	\$48,050	0.00%	0.00%
Pomelo ES	Interior Paint	Q1-2011	\$47,950	\$47,950	0.00%	0.00%
Reseda HS	Science Lab Renovation	Q1-2011	\$226,000	\$317,926	40.68%	0.00%
San Miguel ES	Exterior Paint	Q1-2011	\$60,000	\$60,000	0.00%	0.00%
San Miguel ES	Interior Paint	Q1-2011	\$79,000	\$79,000	0.00%	0.00%
Sherman Oaks Center for Enriched Studies	Science Lab Renovation	Q1-2011	\$339,000	\$443,265	30.76%	0.00%
South Gate HS	Repair/Replace Folding Bleachers	Q1-2011	\$406,000	\$437,910	7.86%	0.00%
Sylmar HS	Science Lab Renovation	Q1-2011	\$645,000	\$731,849	13.46%	0.30%
Tulsa ES	Roofing, Gutters & Downspouts	Q1-2011	\$178,835	\$178,835	0.00%	0.00%
Audubon MS	Fire Alarm (Bundling Effort)	Q2-2011	\$1,772,000	\$2,600,641	46.76%	0.00%
Banning HS	Small Learning Communities	Q2-2011	\$489,000	\$608,173	24.37%	4.17%
Belvedere MS	Gym Access/Bleachers/Fire Alarm	Q2-2011	\$808,000	\$1,163,580	44.01%	-1.00%
Burbank MS	Replace HVAC	Q2-2011	\$1,791,000	\$2,117,353	18.22%	0.00%



**REPAIR & MODERNIZATION CHANGE ORDER RATES**

**FORMAL CONTRACTS COMPLETED IN 2011 TO DATE (CONTINUED)**

School Name	Project Description	Date Complete	Original Contract Amount	Final Contract Amount	Total Change Order %	User Change Order %
Cleveland HS	Remove & Replace Grandstands	Q2-2011	\$1,232,000	\$2,374,945	92.77%	5.19%
Cleveland HS	Softball Field	Q2-2011	\$165,000	\$165,000	0.00%	0.00%
Fishburn ES	SM2 Fire Alarm	Q2-2011	\$390,000	\$408,515	4.75%	0.00%
Florence ES	Exterior Paint	Q2-2011	\$69,900	\$69,900	0.00%	0.00%
Irving MS	Seismic Retrofit - Shop	Q2-2011	\$910,000	\$910,000	0.00%	0.00%
Jefferson HS	Seismic Retrofit - I Arts	Q2-2011	\$750,000	\$750,000	0.00%	0.00%
Lankershim ES	SM2 Fire Alarm	Q2-2011	\$386,900	\$477,626	23.45%	3.42%
Lokrantz Special Education Center	Fire Alarm	Q2-2011	\$535,000	\$541,978	1.30%	0.00%
Napa ES	Exterior Paint	Q2-2011	\$40,000	\$40,000	0.00%	0.00%
Napa ES	Interior Paint	Q2-2011	\$48,950	\$48,950	0.00%	0.00%
Panorama HS	New Sanitary Building	Q2-2011	\$412,000	\$625,929	51.92%	0.00%
Pinewood ES	Fire Alarm (Bundling Effort)	Q2-2011	\$648,000	\$888,689	37.14%	0.00%
President ES	Fire Alarm	Q2-2011	\$415,000	\$415,000	0.00%	0.00%
66th St. ES	Fire Alarm (Bundling Effort)	Q2-2011	\$648,495	\$686,691	5.89%	0.00%
State ES	SM2 Fire Alarm	Q2-2011	\$595,000	\$759,071	27.58%	0.00%
Tulsa ES	Roof Coverings	Q2-2011	\$262,315	\$262,315	0.00%	0.00%
Virgil MS	Seismic Retrofit - Gym	Q2-2011	\$900,000	\$900,000	0.00%	0.00%
Western ES	Exterior Paint	Q2-2011	\$78,999	\$78,999	0.00%	0.00%
Wilson HS	Slope Repair	Q2-2011	\$615,000	\$637,500	3.66%	0.00%
Wilson HS	Tennis Court Repair	Q2-2011	\$204,000	\$211,500	3.68%	0.00%
Woodland Hills ES	Modernize/Enlarge Office Space	Q2-2011	\$468,400	\$544,551	16.26%	0.00%
Youth Services: Valley Field Office	Replace Deteriorated Roofing	Q2-2011	\$559,323	\$562,788	0.62%	0.00%
Alexandria ES	37 New Wall Mounts/20 New Roof Fixtu	Q3-2011	\$65,400	\$120,139	83.70%	0.00%
Alexandria ES	SM2 Fire Alarm	Q3-2011	\$414,200	\$483,311	16.69%	0.00%
Alexandria ES	16 New A/C Units in 4 Buildings	Q3-2011	\$1,700,400	\$1,968,890	15.79%	4.78%
Bandini ES	Fire Alarm	Q3-2011	\$497,600	\$574,249	15.40%	0.00%
Banning HS	Repair/Upgrade Athletic Fields	Q3-2011	\$4,345,000	\$5,282,613	21.58%	0.00%
Barrett ES	SM2 DSA Fire Alarm	Q3-2011	\$458,000	\$566,703	23.73%	0.00%
Belmont HS	Athletic Field	Q3-2011	\$2,345,800	\$2,480,200	5.73%	0.00%
Bradley Environmental Science/Humanities Magnet	Fire Alarm	Q3-2011	\$424,000	\$453,502	6.96%	0.00%
Calvert ES	Community School Park	Q3-2011	\$387,000	\$487,100	25.87%	0.00%
Canoga Park ES	Roof Coverings	Q3-2011	\$420,000	\$426,693	1.59%	0.00%
Carver MS	Install Artificial Turf-Soccer Field	Q3-2011	\$240,818	\$457,556	90.00%	0.00%
Carver MS	Install Field Lighting/Sanitary Building	Q3-2011	\$1,484,182	\$1,536,651	3.54%	0.00%
Carver MS	Access Compliance (Bundling Effort)	Q3-2011	\$25,000	\$25,000	0.00%	0.00%



**REPAIR & MODERNIZATION CHANGE ORDER RATES**

**FORMAL CONTRACTS COMPLETED IN 2011 TO DATE (CONTINUED)**

School Name	Project Description	Date Complete	Original Contract Amount	Final Contract Amount	Total Change Order %	User Change Order %
Castelar ES	SM2 Fire Alarm	Q3-2011	\$330,000	\$331,577	0.48%	0.00%
Castelar ES	Renovate Library	Q3-2011	\$3,320,000	\$4,542,924	36.84%	0.47%
Cleveland HS	Exterior Paint	Q3-2011	\$159,770	\$159,770	0.00%	0.00%
Farmdale ES	Fire Alarm (Bundling Effort)	Q3-2011	\$391,006	\$488,625	24.97%	0.00%
Figueroa ES	SM2 DSA Fire Alarm	Q3-2011	\$411,000	\$415,190	1.02%	0.00%
Figueroa ES	HVAC Installation	Q3-2011	\$197,000	\$197,000	0.00%	0.00%
Fremont HS	Air Conditioning: Auditorium & Gym	Q3-2011	\$675,000	\$736,123	9.06%	0.00%
Fremont HS	Air Conditioning: Gym	Q3-2011	\$450,000	\$450,000	0.00%	0.00%
Manhattan ES	Main Office Modernization	Q3-2011	\$273,000	\$369,960	35.52%	0.00%
Olive Vista MS	Fire Alarm System	Q3-2011	\$1,275,000	\$1,311,674	2.88%	0.00%
Polytechnic HS	Fire Alarm (Bundling Effort)	Q3-2011	\$2,135,000	\$2,554,653	19.66%	0.00%
San Pedro ES	Fire Alarm (Bundling Effort)	Q3-2011	\$512,000	\$756,113	47.68%	0.00%
Sylmar HS	Small Learning Communities	Q3-2011	\$704,000	\$706,170	0.31%	0.00%
Vermont ES	Fire Alarm (Bundling Effort)	Q3-2011	\$369,700	\$387,668	4.86%	0.00%
<b>Total</b>			<b>\$54,022,834</b>	<b>\$64,570,200</b>	<b>19.52%</b>	<b>0.36%</b>

**GRAND TOTAL**

Summary Totals	Original Contract Amount	Final Contract Amount	Total Change Order %	User Change Order %
All Formal Contracts Prior to 2011	\$2,173,287,521	\$2,398,154,761	10.35%	1.95%
Formal Contracts Completed in 2011 to Date	\$54,022,834	\$64,570,200	19.52%	0.36%
<b>Total</b>	<b>\$2,227,310,355</b>	<b>\$2,462,724,961</b>	<b>10.57%</b>	<b>1.91%</b>





**REPAIR & MODERNIZATION CHANGE ORDER RATES**

**GRAND TOTAL BY PROJECT TYPE**

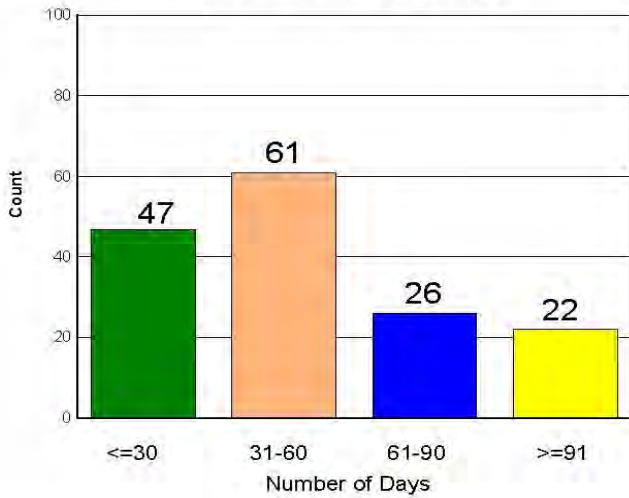
<b>Project Type</b>	<b>Original Contract Amount</b>	<b>Final Contract Amount</b>	<b>Total Change Order %</b>	<b>User Change Order %</b>
Adult Education	\$30,445,000	\$34,100,403	12.01%	0.95%
Air Conditioning	\$282,818,733	\$327,923,905	15.95%	6.08%
Asbestos Abatement	\$23,571,023	\$23,568,342	-0.01%	1.83%
Athletic Facilities	\$35,416,528	\$42,766,018	20.75%	3.16%
Auditorium Renovations	\$3,744,015	\$4,664,048	24.57%	3.18%
Classroom Lighting	\$11,232,687	\$10,877,918	-3.16%	0.57%
Concrete Paving	\$6,340,134	\$6,136,078	-3.22%	0.07%
DSA Access Compliance	\$21,063,337	\$23,766,227	12.83%	0.49%
DSA Fire Alarm	\$239,289,879	\$275,401,709	15.09%	0.43%
Electrical/M&O Fire Alarm	\$12,528,222	\$13,907,938	11.01%	0.96%
Elevator Systems	\$7,114,523	\$6,786,152	-4.62%	0.00%
Exterior Painting	\$42,071,999	\$44,974,131	6.90%	4.66%
Floor Coverings	\$48,901,148	\$50,421,332	3.11%	0.26%
Food Service Modernization	\$20,555,829	\$24,871,455	20.99%	0.89%
Hazardous Mitigation	\$49,533,546	\$50,496,606	1.94%	1.09%
HVAC	\$44,483,225	\$48,308,676	8.60%	0.44%
Interior Painting	\$35,039,370	\$35,746,121	2.02%	0.38%
Joint-Use/Athletic Field	\$11,647,425	\$13,832,233	18.76%	0.51%
Library Renovation	\$7,393,263	\$8,808,392	19.14%	0.21%
Lockers	\$2,147,493	\$2,277,311	6.05%	3.51%
Lunch Shelters	\$17,376,700	\$19,149,345	10.20%	1.02%
Modernizations	\$155,367,444	\$184,059,777	18.47%	1.89%
New/Upgrade Library (Core)	\$3,135,000	\$3,464,409	10.51%	0.00%
New Building Existing Facilities	\$18,191,340	\$21,537,409	18.39%	0.17%
Paving/Greening/Equipment	\$167,179,895	\$182,319,390	9.06%	1.89%
Plumbing/Irrigation	\$64,915,942	\$67,777,141	4.41%	1.01%
Portables	\$25,751,667	\$28,130,929	9.24%	-0.06%
QZAB	\$17,820,810	\$20,923,290	17.41%	2.07%
Roofing	\$58,828,892	\$60,247,307	2.41%	0.11%
Safety & Technology	\$591,254,018	\$634,335,303	7.29%	1.35%
Security System/CCTV	\$2,446,900	\$2,800,565	14.45%	0.00%
Seismic Retrofit	\$63,750,139	\$70,986,197	11.35%	3.81%
Sheet Metal/Fencing	\$26,617,716	\$27,733,377	4.19%	0.50%
Small Learning Communities	\$15,456,568	\$18,970,874	22.74%	1.05%
Wall Systems	\$19,681,739	\$20,771,166	5.54%	1.81%
Year-Round Air Conditioning Auditorium	\$15,352,827	\$16,818,840	9.55%	0.50%
Year-Round Air Conditioning Gymnasium	\$28,845,379	\$33,064,645	14.63%	0.79%
<b>Total</b>	<b>\$2,227,310,355</b>	<b>\$2,462,724,962</b>	<b>10.57%</b>	<b>1.91%</b>



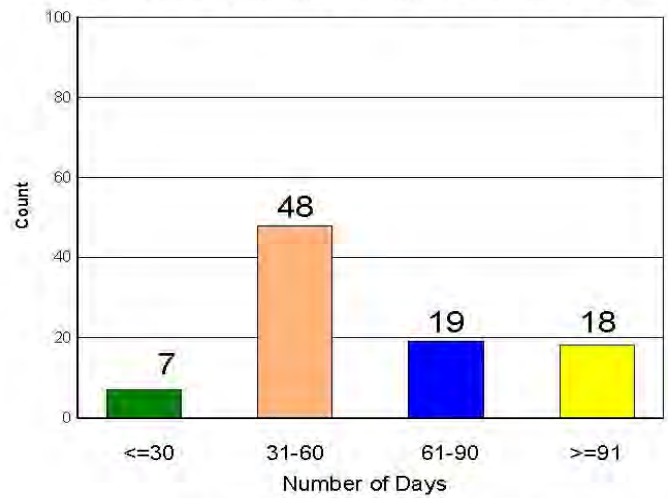
### CHANGE ORDER PROCESSING TIME

#### New Construction

Open Change Orders



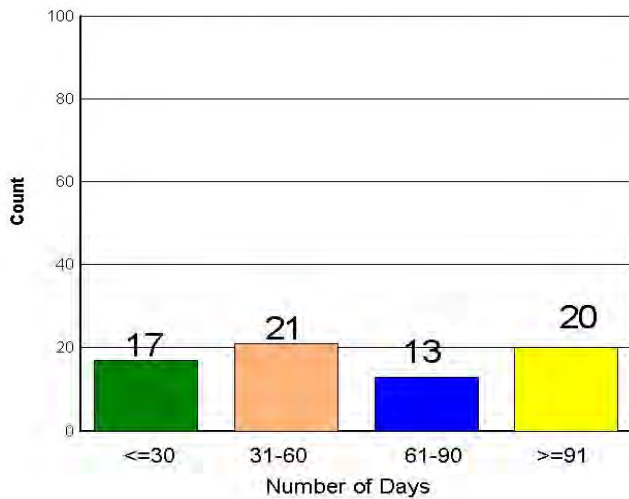
Approved During Month of August 2011



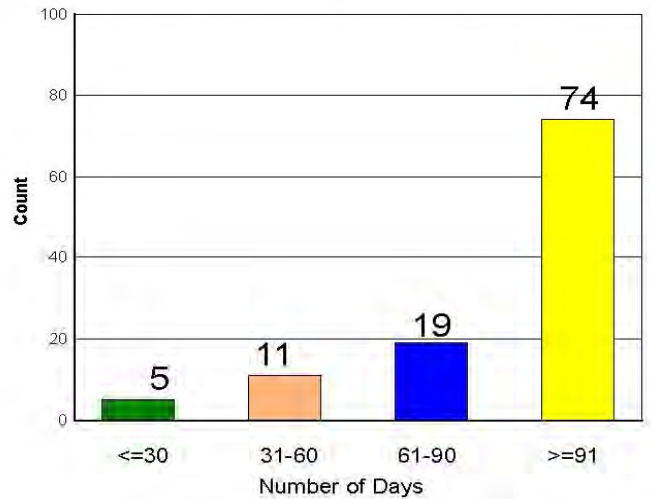
NC Total Approved in August 2011: **92**  
Average Number of Days: **71**

#### Repair & Modernization

Open Change Orders



Approved During Month of August 2011



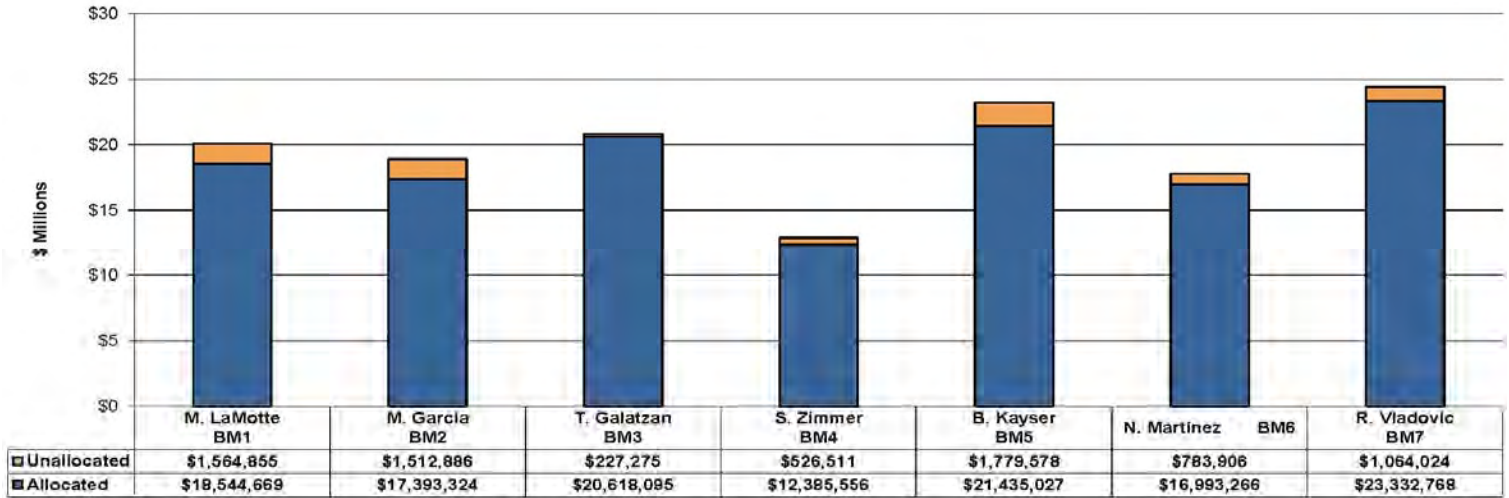
EF Total Approved in August 2011: **109**  
Average Number of Days: **163**

Data for Open Change Orders as of September 12, 2011

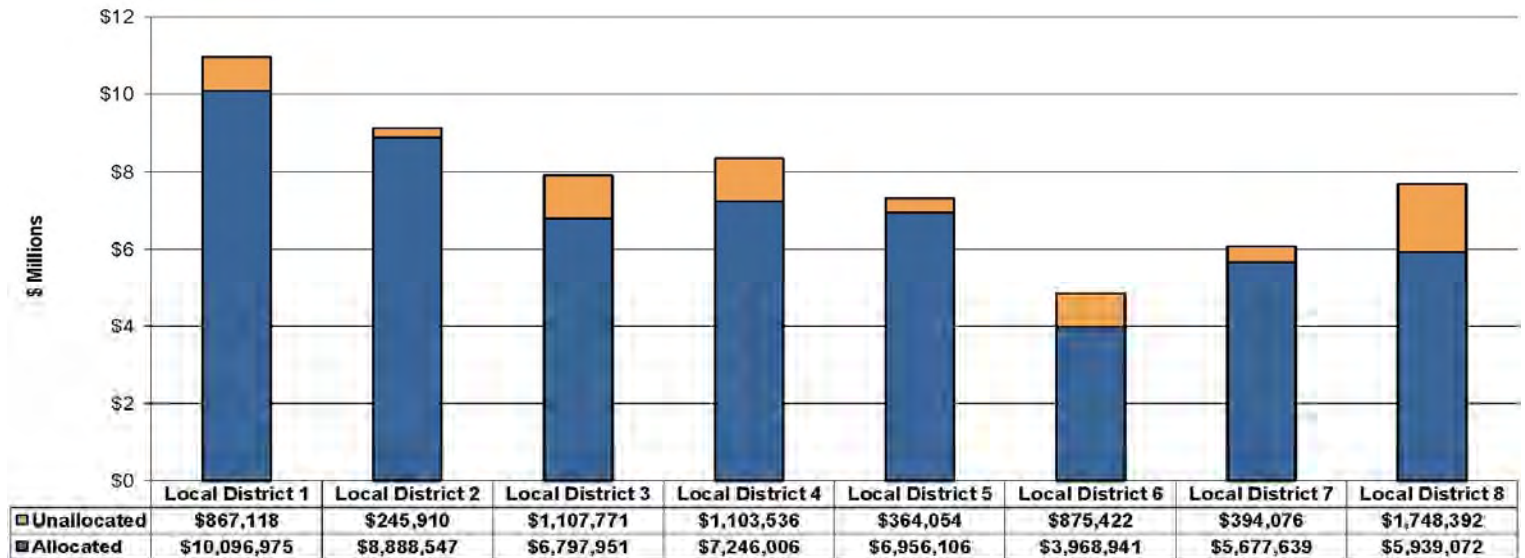


### UNALLOCATED BOND FUNDS

#### BOARD MEMBER DISCRETIONARY BOND FUNDS



#### LOCAL DISTRICT ALTERATIONS & IMPROVEMENTS BOND FUNDS





**FEDERAL STIMULUS BOND STATUS (BAB AND QSCB)**

<b>Local Bond</b>	<b>Bond Type</b>	<b>Amount Issued*</b>	<b>Expenditures as of 8/31/11</b>	<b>% Expended</b>	<b>Remaining to Spend</b>
Measure K	Build America Bonds	\$199,898,054	\$44,637,819	22.33%	\$155,260,235
Measure R	Build America Bonds	\$840,218,663	\$26,572,612	3.16%	\$813,646,051
Measure Y	Build America Bonds	\$1,579,005,124	\$191,888,048	12.15%	\$1,387,117,076
Measure Y	Qualified School Construction Bonds	\$608,594,112	\$410,329,364	67.42%	\$198,264,748
		<b>\$3,227,715,953</b>	<b>\$673,427,843</b>	<b>20.86%</b>	<b>\$2,554,288,110</b>

\*net cost of issuance

Between October 2009 and May 2010, LAUSD sold more than \$4 billion of Measure K, Measure R and Measure Y General Obligation Bonds (GO Bonds) in an effort to ensure the District could complete the current bond program as planned.

The GO Bonds included traditional tax exempt bonds as well as Build America Bonds (BABs) and Qualified School Construction Bonds (QSCBs). BABs are taxable municipal bonds that require the Federal government to pay State or local government issuers a payment equal to 35% of the interest payments on those bonds, which lowers the issuer's cost of borrowing. QSCBs provide Federal tax credits for bondholders in lieu of interest in order to reduce an issuer's cost of borrowing and must be spent within three years of issuance.

The table above shows the amount of BABs and QSCBs issued by LAUSD, how much has been spent and how much is remaining to spend.



### BOARD OF EDUCATION ACTIONS

#### RECENT BOARD ACTIONS IN AUGUST 2011

Report #	Action Adopted	BOC Date
N/A		

#### UPCOMING BOARD ACTIONS IN SEPTEMBER 2011

Report #	Recommended Action	BOC Date
008-11/12	Amendment to the Facilities Services Division SEP to Update the Photovoltaic Program	10-Aug-11
032-11/12	Amendment to the Facilities Services Division SEP to Define & Approve the Innovation Fund Wellness Center Project at Crenshaw HS	10-Aug-11
033-11/12	Amendment to the Facilities Services Division SEP to Define & Approve 3 Capital Improvement Program Reserve Projects in Board District 4 at Calvert ES, Melrose ES and Walgrove ES	10-Aug-11
034-11/12	Amendment to the Facilities Services Division SEP to Define & Approve the Joint Use/Innovation Fund Track & Field Improvement Project at University HS	10-Aug-11
035-11/12	Amendment to the Facilities Services Division SEP to Define & Approve 5 Board Member Discretionary Projects at Various Schools	10-Aug-11
047-11/12	Authorization for Staff to Enter into a Development Agreement for the Delivery of the 9th St. Span K-8 Redevelopment Project	N/A
050-11/12	Adoption of a Resolution to Exempt Bright Star Schools' Stella Middle Charter Academy from Local Land Use Regulations Under Government Code Section 53094(b) as Related to the Property at 5051 Rodeo Road in Los Angeles	N/A
056-11/12	Name Valley Region ES #9 as Andrés and María Cárdenas ES	N/A