

Accessing E-CAR Training on MyPLN

UNIFIED SCHOOL DISTRICT BOARD OF EDUCATION

https://achieve.lausd.net/mypln

Sign in with your organizational account

dale.espich@lausd.net

.....

Sign in

Enter your email address and password to Log In. e.g. (mary.smith@lausd.net, mary.smith@lausd.net)

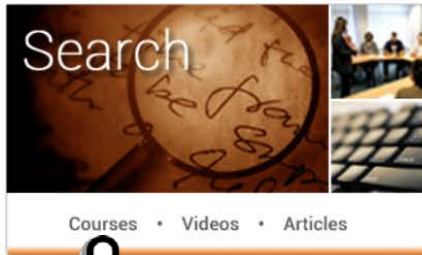
Navigate to MyPLN at <https://achieve.lausd.net/mypln> and sign in using your SSO (Single Sign-On)

Accessing E-CAR Training on MyPLN



Home Learning Collaborate Reports ILT Admin Content Management Support

Welcome **DALE ESPICH**



Search

Courses • Videos • Articles

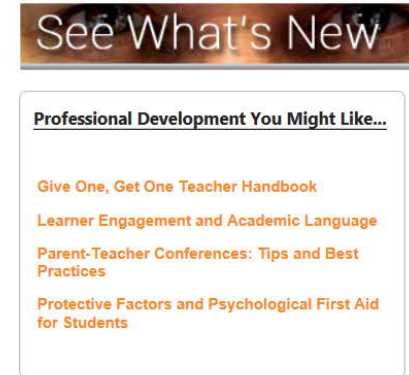
A tile with a background image of a magnifying glass over a document. The word "Search" is written in large white letters. Below the image, the text "Courses • Videos • Articles" is displayed in a smaller font.



Collaborate

Communities Teams

A tile with a background image of people sitting around a table. The word "Collaborate" is written in large white letters. Below the image, the text "Communities Teams" is displayed in a smaller font.



See What's New

Professional Development You Might Like...

- Give One, Get One Teacher Handbook
- Learner Engagement and Academic Language
- Parent-Teacher Conferences: Tips and Best Practices
- Protective Factors and Psychological First Aid for Students

A tile with a background image of a person's face. The text "See What's New" is written in large white letters. Below the image, the text "Professional Development You Might Like..." is displayed in a smaller font, followed by a list of four items.



Transcript

Active Learning • Completed Learning

A tile with a background image of a pen and a document. The word "Transcript" is written in large white letters. Below the image, the text "Active Learning • Completed Learning" is displayed in a smaller font.



Calendar

Events • Dates • Times • Locations

A tile with a background image of a calendar. The word "Calendar" is written in large white letters. Below the image, the text "Events • Dates • Times • Locations" is displayed in a smaller font.



Support

Guides • Support • FAQs

A tile with a background image of a question mark. The word "Support" is written in large white letters. Below the image, the text "Guides • Support • FAQs" is displayed in a smaller font.



At the MyPLN home screen, click on Courses.

Accessing E-CAR Training on MyPLN




[Home](#) [Learning](#) [Collaborate](#) [Reports](#) [ILT Admin](#) [Content Management](#) [Support](#)

Home > Global Search

Global Search

E-CAR Training Search

[Refine search](#)



At the Global Search screen, type “E-CAR” into the search bar,

Accessing E-CAR Training on MyPLN



[Home](#) [Learning](#) [Collaborate](#) [Reports](#) [ILT Admin](#) [Content Management](#) [Support](#)

Home > Global Search

Global Search

E-CAR Training Search

[Refine search](#)

A hand cursor icon is positioned over the orange "Search" button, indicating that the user should click it to execute the search.

then click Search.

Accessing E-CAR Training on MyPLN



Home Learning Collaborate Reports ILT Admin Content Management Support

Global Search

Global Search

Training

Search

Refine search



E-CAR 2018 Training

Online Class | Master Planning
This comprehensive course is designed to guide the user through the annual LAUSD online school-by-school Capacity Assessment Review process (CARS). Questions about **E-CAR**? Contact Master Planning and Demographics at 213-241-8044 x9

★★★★★ (0)



Click on "E-CAR 2018 Training."

Accessing E-CAR Training on MyPLN



Home Learning Collaborate Reports ILT Admin Content Management Support

Home Search Training Details

Training Details



E-CAR 2018 Training

Online Class - Master Planning

★★★★★ (0)

Request

This comprehensive course is designed to guide the user through the annual LAUSD online school-by-school Capacity Assessment Review process (E-CAR 2018). Questions about E-CAR? Contact [redacted] and Demographics at 213-241-8044 x9



Click "Request" to add the course to your transcript.

Accessing E-CAR Training on MyPLN



[Home](#) [Learning](#) [Collaborate](#) [Reports](#) [ILT Admin](#) [Content Management](#) [Support](#)

[Home](#) > [DALE ESPICH](#) > Transcript: DALE ESPICH

Transcript: DALE ESPICH

Your transcript displays your complete learning history for MyPLN.

Active ▾

By Date Added ▾

All Types ▾



Search Results (3)



E-CAR 2018 Training

Due: No Due Date **Status:** Approved

Register ▾



Click "Register" to add the course.

Accessing E-CAR Training on MyPLN



Home Learning Collaborate Reports ILT Admin Content Management Support

DALE ESPICH > Transcript: DALE ESPICH

Transcript: DALE ESPICH

Your transcript displays your complete learning history for MyPLN.

Active ▾

By Date Added ▾

All Types ▾

Search for training



Search Results (3)



E-CAR 2018 Training

Due: No Due Date Status: In Progress

Launch



Click "Launch" to start the course.

Accessing E-CAR Training on MyPLN



Unless otherwise directed by your training provider, **a desktop or laptop with current versions of Firefox (with lausd.csod.com added to the pop-up Allowed List) and Flash installed and updated is required for this training.**

MyPLN may not save your progress, or may prevent you from completing your training.

For assistance with these requirements, contact the [ITD Helpdesk](#).

To proceed with your training click on the "Agree" link below.

[Disagree](#) [Agree](#)



Click "Agree."

Accessing E-CAR Training on MyPLN

Electronic Capacity Assessment Review Process 2018_LAUSD

 [HELP](#)

Welcome to E-CAR

- Welcome
- Using E-CAR
- Enrollment
- Classroom Assessment
- Capacity
- Finalizing



Welcome to E-CAR!

cc

   [NEXT >](#)

The E-CAR 2018 online training course will begin.



Questions About E-CAR 2018?

Call E-CAR Customer Service 213-241-8044 press # 9

Thank You For Your Participation!

